

Manuals+

[Q & A](#) | [Deep Search](#) | [Upload](#)

manuals.plus /

- › [PETKIT](#) /
- › [PETKIT Cat Water Fountain User Manual](#)

PETKIT CT4103

PETKIT New Cat Water Fountain with Wireless Pump

Model: CT4103

Brand: PETKIT

PRODUCT OVERVIEW

The PETKIT New Cat Water Fountain is designed to provide fresh, clean water for your cats and dogs. Featuring an upgraded 3.0 wireless pump, this fountain eliminates wire entanglement, enhancing safety and ease of cleaning. Its detachable design simplifies water refilling and maintenance. Equipped with a multi-layer Filter 3.0, it ensures purified water, while its quiet operation (below 25 dB) creates a peaceful environment. The fountain also includes smart indicator lights for water shortage and filter replacement reminders.



Image: PETKIT Cat Water Fountain with included filter unit.

Key Features:

- **3.0 Wireless Pump:** Ensures stability, eliminates wire entanglement, and features a removable structure for easy cleaning. Includes a foam filter at the water inlet for extended pump life.
- **Separable Water Tank and Base:** Offers enhanced safety and convenience for adding water and cleaning, as the power supply base is separate from the water tank.
- **Filter 3.0:** Advanced filtration system with increased filtration material for superior water purification, providing fresh water continuously.
- **Dry Burning Prevention:** The pump automatically stops operation when water levels are low, preventing damage to the device and ensuring pet safety.
- **Indicator Light Reminder:** A clear indicator light displays the fountain's working status and flashes blue when water needs refilling, preventing oversight.
- **Gushing Fountain Design:** Attracts pets, encouraging increased water intake, and contributes to the ultra-quiet operation (below 25 dB).

SETUP GUIDE

Follow these steps to correctly set up your PETKIT Cat Water Fountain:

1. **Unpack Components:** Carefully remove all components from the packaging. Ensure you have the PETKIT Eversweet Solo SE main unit, user manual, and one filter unit.

PACKAGE LIST



x1 PETKIT Eversweet Solo SE



x1 User Manual



x1 Filter

Image: Contents of the PETKIT Water Fountain package.

2. **Assemble the Wireless Pump:** The fountain features a wireless pump for safety and ease of cleaning. Place the wireless pump securely into its designated slot within the water tank. Ensure the foam filter is correctly positioned at the water inlet of the pump.



Image: Diagram illustrating the wireless water pump and its magnetic induction power supply.

3. **Install the Filter Unit:** Insert the PETKIT Filter 3.0 into the filter tray. Make sure it is seated properly to ensure effective filtration.



Image: Exploded view of Filter Unit 3.0, showing high-density filter, coconut shell activated charcoal, and ion exchange resin layers.

4. **Fill the Water Tank:** Fill the water tank with clean water up to the MAX line indicated on the side. Do not overfill.

60oz LARGE CAPACITY

Provide fresh water for 8-10 days.



Image: The 60oz/1.8L large capacity fountain, designed to provide fresh water for 8-10 days.

5. **Place the Top Cover:** Securely place the top cover onto the water tank.
6. **Connect to Power:** Connect the power cable from the base to a suitable USB power adapter (not included) and plug it into a wall outlet. The fountain will begin operating.

OPERATING INSTRUCTIONS

The PETKIT Water Fountain is designed for simple and efficient operation:

- **Automatic Operation:** Once plugged in, the fountain will automatically start circulating water, providing a continuous flow for your pet.

- **Quiet Performance:** The Roman column fountain structure and upgraded pump 3.0 reduce noise to below 25 dB, ensuring a peaceful environment for both you and your pet.




Image: Diagram illustrating the Roman column fountain structure designed for quiet operation (below 25 dB).

- **Indicator Light Status:** The indicator light on the fountain provides important status updates:
 - **Solid Blue Light:** Normal operation.
 - **Flashing Blue Light:** Indicates water shortage. Refill the water tank immediately. The pump will automatically stop to prevent dry burning.
 - **Flashing Green Light:** Indicates the filter needs to be replaced.
- **Water Level Monitoring:** The translucent design allows you to easily monitor the water level. Refill when the water approaches the MIN line.

MAINTENANCE

Regular cleaning and filter replacement are crucial for maintaining water quality and extending the fountain's lifespan:

- **Disassembly for Cleaning:** The fountain's separable water tank and base, along with the removable pump structure, make cleaning easy. Disassemble all parts for thorough cleaning.

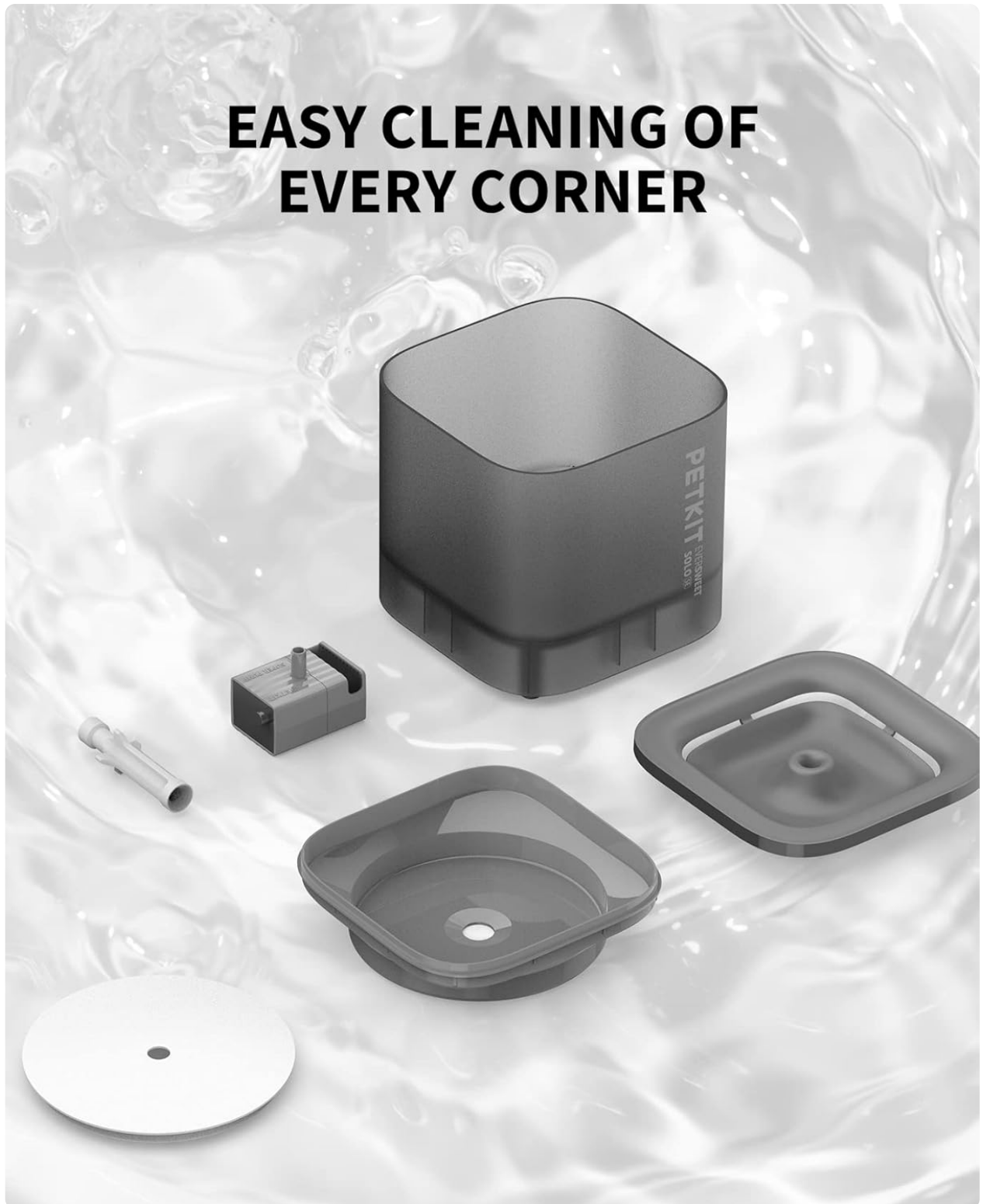


Image: Exploded view of the fountain components, highlighting ease of cleaning.

- **Cleaning Frequency:** Clean the water tank, pump, and all internal components thoroughly every two weeks. Use mild soap and water, then rinse thoroughly. Do not immerse the power supply base in water.
- **Filter Replacement:** The Filter 3.0 should be replaced when the indicator light flashes green. After replacing the filter, long-press the key for 5 seconds to reset the filter timing.
- **Pump Cleaning:** The wireless pump is designed to be easily disassembled for cleaning. Remove the pump from its slot and clean any debris from the foam filter and pump components.

TROUBLESHOOTING

If you encounter any issues with your PETKIT Water Fountain, refer to the following common solutions:

Problem	Possible Cause	Solution
No water flow / Pump not working	Water shortage (flashing blue light) Power failure Pump clogged with debris	Refill water to MAX line. Check power connection. Clean the pump and foam filter thoroughly.
Fountain is noisy	Low water level Debris in pump Improper assembly	Ensure water is above MIN line. Clean the pump. Reassemble all components correctly, ensuring a snug fit.
Water appears dirty or has odor	Filter needs replacement (flashing green light) Infrequent cleaning	Replace Filter 3.0 and reset the filter timing. Increase cleaning frequency to every two weeks or more often if needed.

SPECIFICATIONS

Attribute	Detail
Model Name	CT4103
Brand	PETKIT
Capacity	1.85 Liters (65oz)
Material	ABS Plastic
Color	Grey
Item Weight	2.23 pounds

Attribute	Detail
Product Dimensions (LxWxH)	6.3"L x 6.3"W x 6.1"H
Manufacturer	PETKIT
Country of Origin	China
Date First Available	October 31, 2022




WARRANTY AND SUPPORT



Your PETKIT New Cat Water Fountain comes with a **1-year manufacturer warranty** from the date of purchase, covering defects in materials and workmanship under normal use.

For technical support, warranty claims, or any inquiries regarding your product, please contact PETKIT-US customer service. Refer to the contact information provided in your product packaging or visit the official PETKIT website for the most up-to-date support details.

© 2025 PETKIT. All rights reserved.

Related Documents - CT4103

<div>English</div> <div></div>	<div>PETKIT Eversweet 5 Mini: Smart Pet Drinking Fountain User Guide</div> <div>Learn about the PETKIT Eversweet 5 Mini, a smart ceramic pet drinking fountain designed for cats and small dogs. This guide covers setup, maintenance, and features.</div>
<div></div>	<div>PETKIT EVERSWEET SOLO 2 Wireless Pet Water Fountain User Manual</div> <div>Comprehensive user manual for the PETKIT EVERSWEET SOLO 2 Wireless Pet Water Fountain (Model P4114), covering technical specifications, setup, usage instructions, safety warnings, troubleshooting, and maintenance.</div>
<div>English</div> <div></div>	<div>PETKIT EVERSWEET 5 MINI Smart Pet Drinking Fountain User Manual</div> <div>Comprehensive user manual for the PETKIT EVERSWEET 5 MINI ceramic smart pet drinking fountain, covering setup, app usage, maintenance, safety guidelines, and specifications.</div>

 <p>PETKIT</p> <p>EVERSWEET 3 PRO (UVC) Revised 10-2024</p>	<p>PETKIT Eversweet 3 Pro (UVC) User Manual and Specifications</p> <p>Comprehensive user manual and technical specifications for the PETKIT Eversweet 3 Pro (UVC) pet water fountain, including setup, operation, safety guidelines, and product details.</p>
	<p>PETKIT EVERSWEET SOLO SE Smart Pet Drinking Fountain User Manual</p> <p>Comprehensive user manual for the PETKIT EVERSWEET SOLO SE wireless pump smart pet drinking fountain (Model P4103S), including product description, care instructions, indicator lights, technical specifications, safety guidelines, and warranty information.</p>
	<p>PETKIT Eversweet Solo Pet Water Fountain: User Manual & Specifications</p> <p>Comprehensive user guide and specifications for the PETKIT Eversweet Solo pet water fountain, including setup, operation, cleaning, maintenance, and troubleshooting.</p>