

Amazon Fire HD 10 (13th Generation, 2023 Release)

Amazon Fire HD 10 Tablet User Manual

Model: Fire HD 10 (13th Generation, 2023 Release)

Brand: Amazon

INTRODUCTION

The Amazon Fire HD 10 tablet is designed for seamless streaming, reading, and gaming, offering a vibrant Full HD display and robust performance. This manual provides essential information for setting up, operating, maintaining, and troubleshooting your device.

GETTING STARTED: INITIAL SETUP

What's in the Box

- Fire HD 10 tablet
- USB-C (2.0) cable
- 9W power adapter
- Quick Start Guide

Charging Your Device

Before first use, fully charge your Fire HD 10 tablet. Connect the USB-C cable to the tablet's USB-C port and the 9W power adapter to a wall outlet. A full charge takes approximately 4 hours with the included adapter. For faster charging (under 3 hours), a 15W adapter and USB-C to C cable (sold separately) can be used.

Powering On and Initial Configuration

Press and hold the power button located on the side of the tablet until the Amazon logo appears. Follow the on-screen prompts to:

1. Select your language.
2. Connect to a Wi-Fi network. The tablet supports dual-band 802.11a/b/g/n/ac standards. Wi-Fi 6 (802.11 ax) is not supported.
3. Register your device with an Amazon account.

4. Set up parental controls via Amazon Kids, if desired.



Image: The Fire HD 10 tablet showing its home screen with icons for streaming services, social media, and Amazon apps, demonstrating its vibrant Full HD display.

OPERATING YOUR FIRE HD 10 TABLET

Display and Navigation

The 10.1" 1080p Full HD display offers a resolution of 1920 x 1200 pixels. Navigate by tapping, swiping, and pinching.

Performance

The octa-core processor (2x Arm Cortex-A76 up to 2.05 Ghz and 6x Arm Cortex A55 up to 2Ghz) and 3 GB RAM ensure smooth performance for various tasks.

Storage

Your tablet comes with either 32 GB (24 GB available) or 64 GB (54.3 GB available) of internal storage. Expand storage up to 1 TB using a micro-SD card (sold separately).

Camera Usage

The tablet features 5 MP front and rear-facing cameras capable of 1080p HD video recording. Use them for video calls or capturing photos.



Accessory sold separately

Say hello to loved ones with a 5 MP camera

Image: A user holding the Fire HD 10 tablet, participating in a video call, highlighting the 5 MP front-facing camera's capability for communication.

Battery Life

Enjoy up to 13 hours of battery life for reading, web browsing, video watching, and music listening. Actual battery life varies with usage.



Relax all day with 13-hour battery and expandable storage

Image: A person reading an e-book on the Fire HD 10 tablet in an outdoor setting, illustrating the device's long battery life for extended use.

Alexa Integration

Use Alexa hands-free to control smart home devices, get information, or play media. Your privacy is protected; you can view and delete voice recordings.

Accessibility Features

The Fire HD 10 includes various accessibility features:

- VoiceView screen reader for visually impaired users.
- Screen Magnifier for zooming.
- Tap to Alexa for touch-based interaction.
- Switch Access for motor impairments.
- Kindle Read Aloud.
- Settings for Closed Captioning, Font Size, Display Size, High Contrast Text, Color Inversion, Color Correction, and Convert Stereo to Mono audio.

MAINTENANCE

Cleaning Your Tablet

Use a soft, lint-free cloth to clean the screen and body. Avoid abrasive cleaners or solvents.

Software Updates

Ensure your device receives regular software security updates. These are guaranteed for at least four years from the last date of purchase as a new unit.

Storage Management

Regularly manage your internal storage by deleting unused apps or transferring files to a micro-SD card to maintain optimal performance.

TROUBLESHOOTING

Device Not Powering On

Ensure the tablet is sufficiently charged. Connect it to the power adapter and wait a few minutes before attempting to power on again.

Wi-Fi Connectivity Issues

Verify your Wi-Fi network is active and you have entered the correct password. Try restarting your router and the tablet.

Slow Performance

Close unused applications. Clear cache for frequently used apps. Consider freeing up internal storage space.

Battery Draining Quickly

Reduce screen brightness, disable Wi-Fi or Bluetooth when not in use, and close background applications.

SPECIFICATIONS

Specification	Detail
Display	10.1" Full HD (1920 x 1200), 224 ppi, aluminosilicate glass
Size	9.69" x 6.49" x 0.34" (246mm x 164.8mm x 8.6mm)
Weight	15.29 oz (433.6g)
CPU & RAM	Octa-core processor (2x A76, 6x A55), 3 GB RAM

Storage	32 GB or 64 GB internal, expandable up to 1 TB via micro-SD
Battery Life	Up to 13 hours
Charge Time	Under 4 hours (9W adapter), under 3 hours (15W adapter, sold separately)
Wi-Fi Connectivity	Dual-band 802.11a/b/g/n/ac
Ports	USB-C (2.0), micro-SD slot, 3.5 mm stereo jack
Audio	Dual integrated speakers
Sensors	Accelerometer, ambient light sensor
Cameras	5 MP front and rear-facing, 1080p HD video recording
Microphone	1 built-in microphone
Bluetooth	Built-in Bluetooth 5.3 (A2DP, LE support)
Generation	13th generation - 2023 release

WARRANTY AND SUPPORT

Warranty Information

Your Fire HD 10 tablet comes with a 1-year limited warranty and service. Extended warranty options (1-year, 2-year, and 3-year) are available for purchase separately for U.S. customers.



Customer Support


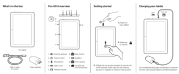


For additional support, troubleshooting, or warranty claims, please visit the official Amazon support website or contact Amazon customer service.

Use of your Fire HD 10 tablet is subject to Amazon's Conditions of Use.

© 2024 Amazon. All rights reserved.

Related Documents - Fire HD 10 (13th Generation, 2023 Release)

	<p>Amazon Fire HD 10 Tablet Quick Start Guide</p> <p>A concise guide to setting up, activating, and navigating your Amazon Fire HD 10 tablet, covering device features, charging, and basic operations.</p>
	<p>Amazon Fire Kids Edition Tablet Safety and Warranty Information</p> <p>Essential safety guidelines, warranty information, and usage precautions for the Amazon Fire Kids Edition Tablet and its accessories, covering handling, power, and battery care.</p>

	<p>Amazon Fire HD 8 (12th Gen) Quick Start Guide</p> <p>A concise guide to setting up, activating, exploring features, and charging your Amazon Fire HD 8 (12th Generation) tablet. Includes troubleshooting information.</p>
	<p>Fire HD 8 Tablet (10th Gen): Quick Start Guide Setup & Charging</p> <p>Get started with your Amazon Fire HD 8 tablet. This guide covers what's in the box, device overview, initial setup, and charging instructions for the Fire HD 8 (10th Generation).</p>
	<p>Amazon Fire Tablet User Guide: Setup, Features, and Troubleshooting</p> <p>A comprehensive user guide for Amazon Fire tablets, detailing setup, Wi-Fi, power management, storage optimization, Amazon Kids features, app installation, Alexa integration, accessibility options, and troubleshooting common issues. Learn to maximize your Fire tablet experience.</p>
	<p>Amazon Fire Tablet and Kindle E-Reader Quick Setup Guide</p> <p>A quick setup guide for Amazon Fire tablets and Kindle e-readers, covering battery charging, Wi-Fi connection, account registration, payment settings, content download, and sharing features like Family Library.</p>