

Mestic MCC-40

Mestic Compressor Cool Box MCC-40 AC/DC User Manual

Model: MCC-40

INTRODUCTION

This manual provides essential information for the safe and efficient operation of your Mestic Compressor Cool Box MCC-40 AC/DC. Please read these instructions carefully before use and keep them for future reference. This portable compressor cool box offers two operating programs: MAX for rapid cooling and ECO for energy-saving operation. It provides a cooling capacity ranging from +10°C to -18°C, ensuring quiet operation and low power consumption.

SAFETY INSTRUCTIONS

Always follow basic safety precautions when using electrical appliances to reduce the risk of fire, electric shock, and personal injury.

- Ensure the power supply matches the voltage specified on the appliance.
- Do not immerse the appliance in water or other liquids.
- Keep ventilation openings clear of obstructions.
- Do not use the appliance if the power cord or plug is damaged.
- Avoid placing hot food or drinks directly into the cool box without allowing them to cool slightly first.
- This appliance is designed for cooling and freezing food and beverages. Do not use it for other purposes.

SETUP

Before first use, unpack the cool box and ensure all components are present and undamaged. Allow the cool box to stand upright for at least 6 hours before connecting it to power, especially if it has been transported horizontally. This allows the compressor lubricant to settle.



Image: The Mestic Compressor Cool Box MCC-40 AC/DC in its closed state, showcasing its robust and portable design.



Image: A person carrying the Mestic Compressor Cool Box MCC-40 AC/DC towards a camper van, demonstrating its portability and suitability for outdoor and travel use.

Power Connection

The MCC-40 cool box can be powered by 12/24V DC or 230V AC. A connection cable for 12/24V DC is included. An adapter for a 230V AC socket is available separately.

- **12/24V DC Connection:** Connect the included DC cable to the cool box's DC input and then to your vehicle's 12V or 24V socket (e.g., cigarette lighter).
- **230V AC Connection (Optional):** If using the optional 230V AC adapter, connect it to the cool box's AC input and then to a standard household power outlet.

Ensure the power source is stable and provides adequate voltage for optimal performance.

OPERATING INSTRUCTIONS

The Mestic MCC-40 is designed for user-friendly operation with precise temperature control.



Image: The Mestic Compressor Cool Box MCC-40 AC/DC with its lid open, revealing a spacious interior filled with various food items. The comfortable internal lighting is visible, enhancing visibility of contents.

Powering On/Off

- To turn on, press and hold the power button on the control panel.
- To turn off, press and hold the power button again.

Temperature Setting

The cool box features a precise temperature setting via an LCD display. Use the '+' and '-' buttons to adjust the desired temperature between +10°C and -18°C.

Operating Modes (MAX/ECO)

The MCC-40 offers two operating modes:

- **MAX Mode:** Provides maximum cooling power for rapid temperature reduction. Ideal for initial cooling or when quick chilling is required.
- **ECO Mode:** An energy-saving mode that optimizes power consumption while maintaining the set temperature. Recommended for prolonged use to conserve battery power (in DC mode) or reduce electricity usage.

Switch between modes using the dedicated button on the control panel.

Internal Features

- **Interior Lighting:** The cool box is equipped with comfortable interior lighting for better visibility of contents, especially in low-light conditions.
- **Capacity:** With a volume of 42 liters, the cool box is suitable for storing various items, including 2-liter bottles upright.

MAINTENANCE

Regular maintenance ensures the longevity and optimal performance of your Mestic cool box.

Cleaning

- **Exterior:** Wipe the exterior surfaces with a soft, damp cloth. For stubborn dirt, use a mild detergent. Avoid abrasive cleaners or solvents.
- **Interior:** Clean the interior with a damp cloth and a mild, food-safe cleaning solution. Rinse thoroughly and dry completely before closing the lid or storing.
- **Ventilation Grilles:** Periodically check and clean the ventilation grilles to ensure proper airflow and prevent overheating of the compressor. Use a soft brush or vacuum cleaner to remove dust and debris.

Storage

When not in use for extended periods, ensure the cool box is clean and dry. Store it in a cool, dry place with the lid slightly ajar to prevent odors and mildew formation.

TROUBLESHOOTING

If you encounter issues with your Mestic cool box, refer to the following common problems and solutions:

Problem	Possible Cause	Solution
Cool box does not turn on.	No power supply; faulty cable/adaptor; blown fuse in vehicle.	Check power connection; test cable/adaptor; check vehicle fuse.
Cool box is not cooling sufficiently.	Lid not closed properly; ventilation blocked; ambient temperature too high; too much warm content added.	Ensure lid is sealed; clear ventilation; allow more time for cooling; pre-chill contents if possible.
Unusual noise from the cool box.	Cool box not level; internal components vibrating.	Place on a flat, stable surface; if noise persists, contact support.
LCD display not working.	Power issue; display malfunction.	Check power; if power is present, contact support.

If the problem persists after attempting these solutions, please contact Mestic customer support.

SPECIFICATIONS

Feature	Detail
---------	--------

Feature	Detail
Model	MCC-40
Type	Compressor Cool Box
Power	55 Watt
Operation Voltage	12/24V DC 230V AC
Volume	42 Liters
Cooling Capacity	+10°C to -18°C
Material	Plastic, Metal (Polyethylene insulation)
Dimensions (LxWxH)	47 x 52 x 48 cm
Weight	17.5 kg
Color	Black/Grey
Included Components	Connection cable for 12/24V DC
Recommended Applications	Camping, Picnic, Beach

WARRANTY AND SUPPORT


For warranty information, please refer to the documentation provided at the time of purchase or contact your retailer. Mestic products are designed for reliability and performance.

If you require technical assistance, have questions about your product, or need to report a defect, please contact Mestic customer support through their official website or the contact details provided with your purchase. Please have your model number (MCC-40) and purchase details ready when contacting support.

PRODUCT VIDEOS






No official product videos from the seller were available for this model at the time of manual creation.

Related Documents - MCC-40



Manuel d'utilisation Glacière Compresseur Mestic MCC-18/25/35/50

Découvrez le manuel d'utilisation complet pour les glacières compresseur Mestic des modèles MCC-18, MCC-25, MCC-35 et MCC-50. Ce guide fournit des informations essentielles sur les caractéristiques, la sécurité, l'utilisation et la maintenance pour une performance optimale.

<p>mestic Cool box compressor MCC-35 DC</p>  <p>SMART ADVENTURE</p>	<p>Mestic Cool Box Compressor MCC-35 DC User Manual</p> <p>Comprehensive user manual for the Mestic Cool Box Compressor MCC-35 DC, detailing features, safety instructions, operation, troubleshooting, and technical specifications in multiple languages.</p>
<p>mestic Coolbox compressor MCC-18/25/35/50 App manual</p>  <p>SMART ADVENTURE</p>	<p>Mestic App Handleiding: Downloaden en Koppelen van Compressor Koelboxen MCC-18/25/35/50</p> <p>Gedetailleerde instructies voor het downloaden, installeren en koppelen van de Mestic app met uw compressor koelboxen (modellen MCC-18, MCC-25, MCC-35, MCC-50). Leer hoe u uw apparaat verbindt en de functies via de app bedient.</p>
<p>mestic Coolbox compressor MCC-18/25/35/50</p>  <p>SMART ADVENTURE</p>	<p>Mestic Coolbox Compressor MCC-18/25/35/50 Handleiding</p> <p>Ontdek de Mestic Coolbox Compressor modellen MCC-18, MCC-25, MCC-35 en MCC-50. Deze handleiding biedt essentiële informatie over gebruik, veiligheid en specificaties voor uw draagbare koelbox.</p>
<p>mestic Cool box MAC-40</p>  <p>SMART ADVENTURE</p>	<p>Mestic MAC-40 Koelbox: Gebruiks- en Veiligheidsgids</p> <p>Ontdek de Mestic MAC-40 koelbox, een veelzijdige draagbare koeloplossing die werkt op 12V DC, 220-240V AC en propaan/butaan gas. Deze handleiding biedt essentiële informatie over functies, bediening, veiligheid en onderhoud.</p>
<p>mestic Cool box compressor MCCHD 33-45-60</p>  <p>SMART ADVENTURE</p>	<p>Mestic Cool Box Compressor MCCHD 33-45-60 User Manual</p> <p>User manual for the Mestic Cool Box Compressor MCCHD 33-45-60, providing instructions for use, safety precautions, and technical specifications.</p>