

[Manuals.plus](#) /

> [KVAGO](#) /

> KVAGO Magnetic Keyboard Case for iPad Pro 11-inch and iPad Air 10.9-inch User Manual

## KVAGO Magnetic Keyboard Case

# KVAGO Magnetic Keyboard Case User Manual

For iPad Pro 11-inch and iPad Air 10.9-inch

## 1. INTRODUCTION

This manual provides detailed instructions for the KVAGO Magnetic Keyboard Case, designed to enhance your iPad experience with a full-featured keyboard and multi-touch trackpad. This accessory offers protection and transforms your iPad into a versatile workstation.



Image: The KVAGO Magnetic Keyboard Case with an iPad attached, showcasing the keyboard and trackpad.

## 2. COMPATIBILITY

The KVAGO Magnetic Keyboard Case is compatible with the following iPad models. Please verify your iPad's model number on the back of your device before use.

- **iPad Pro 11-inch:**

- 4th Generation (2022): Models A2435, A2759, A2761, A2762
- 3rd Generation (2021): Models A2301, A2459, A2460
- 2nd Generation (2020): Models A2228, A2068, A2231
- 1st Generation (2018): Models A1980, A2013, A1934, A1979

- **iPad Air 10.9-inch:**


- 5th Generation (2022): Models A2588, A2589, A2591
- 4th Generation (2020): Models A2071, A2316, A2324, A2325

# COMPATIBILITY NOTICE

## IPAD

## MODELS

IPAD PRO 11 4TH GEN 2022	A2759, A2759, A2761, A2762
IPAD AIR 5TH GEN 2022	A2588, A2589, A2591
IPAD AIR 4TH GEN 2020	A2072, A2316, A2324, A2325
IPAD PRO 11 2ND 2020	A2068, A2228, A2230, A2231
IPAD PRO 11 1ST 2018	A1980, A1934, A2013
IPAD PRO 11 INCH 3RD GEN	A2377, A2301, A2459, A2460



Please check your iPad **Model Number** on the back of iPad.



Image: A visual guide detailing compatible iPad models and their corresponding model numbers.

### 3. KEY FEATURES

- **Magnetic Attachment:** Securely attaches your iPad to the case, allowing for easy adjustment of viewing angles.
- **Multi-Touch Trackpad:** Navigate your iPad with precision using the integrated trackpad, supporting various gestures for efficient workflow.
- **7-Color Backlit Keyboard:** Type comfortably in low-light conditions with 7 adjustable backlight colors and 3 brightness levels.
- **Auto Sleep/Wake Function:** Automatically puts your iPad to sleep when closed and wakes it upon opening, conserving battery life.
- **Floating Cantilever Design:** Provides a stable and adjustable viewing experience, mimicking a laptop setup.
- **Protective Case:** Offers front and back protection for your iPad when folded.




Image: The keyboard case demonstrating its adjustable viewing angle, up to 130 degrees.

### 4. SETUP INSTRUCTIONS

#### 4.1 Attaching Your iPad

1. Open the keyboard case.
2. Align your compatible iPad with the magnetic back panel of the case. The magnets will securely hold the iPad in place.
3. Adjust the iPad to your desired viewing angle.



Image: A side profile of the iPad securely attached to the magnetic keyboard case.

## 4.2 Bluetooth Pairing

1. Ensure the keyboard is charged (refer to Section 5.4 for charging instructions).
2. Turn on the keyboard using the power switch, usually located on the side or top edge of the keyboard.
3. On your iPad, go to **Settings > Bluetooth**.
4. Turn on Bluetooth.
5. The iPad will search for nearby devices. Select "KVAGO Keyboard" or a similar name from the list of available devices.
6. Follow any on-screen prompts to complete the pairing process. A successful connection will be indicated on your iPad.

## 5. OPERATING INSTRUCTIONS

### 5.1 Keyboard Functions

The keyboard features a standard QWERTY layout with additional function keys for iPadOS shortcuts.

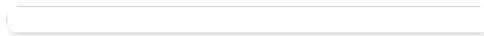


Image: A close-up view of the keyboard layout, highlighting its spacious design and iPadOS shortcuts.

### 5.2 Multi-Touch Trackpad

The integrated trackpad supports various multi-touch gestures for intuitive navigation:

- **Single Finger Tap:** Select items.
- **Two-Finger Scroll:** Scroll through documents and web pages.
- **Pinch to Zoom:** Zoom in and out of content.
- **Swipe Gestures:** Access app switcher, home screen, and control center (refer to iPadOS gestures for full functionality).

## 7 Color Backlight



Image: Illustrations demonstrating various multi-touch gestures for the trackpad, such as managing files, browsing the web, and switching apps.

### 5.3 Backlight Control

The keyboard features 7 backlight colors and 3 brightness levels. Use the dedicated backlight key (often represented by a light bulb icon) to cycle through colors and adjust brightness.



Image: A top-down view of the keyboard showcasing its vibrant 7-color backlight feature.

## 5.4 Auto Sleep/Wake Function

Closing the keyboard case will automatically put your iPad to sleep, and opening it will wake the iPad. This feature helps conserve battery life for both your iPad and the keyboard.




Image: A visual representation of the automatic sleep and wake functionality when opening and closing the keyboard case.

## 5.5 Charging the Keyboard

The keyboard is rechargeable via a Type-C charging port. Connect the included USB cable to the keyboard and a power source. A full charge provides extended usage time.



Image: A close-up of the keyboard case showing the Type-C charging port and a connected USB cable.

## 6. MAINTENANCE

- Keep the keyboard case clean by wiping it with a soft, dry cloth.
- Avoid exposing the device to extreme temperatures or direct sunlight.
- Do not use harsh chemicals or abrasive cleaners.
- Ensure the charging port is free of dust and debris.

## 7. TROUBLESHOOTING

### Keyboard not connecting via Bluetooth:

- Ensure the keyboard is powered on and fully charged.
- Turn off and on your iPad's Bluetooth, then try pairing again.
- Forget the device in your iPad's Bluetooth settings and re-pair.
- Restart your iPad.

### Trackpad not responding:

- Ensure the keyboard is connected via Bluetooth.
- Check iPadOS settings for trackpad functionality.
- Restart the keyboard and iPad.

**Backlight not working:**

- Press the backlight key to cycle through colors and brightness levels.
- Ensure the keyboard has sufficient battery charge.

## 8. SPECIFICATIONS

Feature	Detail
Package Dimensions	11.38 x 8.82 x 1.1 inches
Item Weight	2.25 pounds
Brand	KVAGO
Keyboard Description	Backlit
Special Features	Backlit, Lightweight, Rechargeable, Trackpad
Color	Grey
Style	Modern
Material	Plastic, Silicone
Included Components	USB Cable
Power Source	Battery Powered



Image: A side view of the keyboard case, illustrating its slim profile and indicating its weight.

## 9. WARRANTY AND SUPPORT

KVAGO is committed to product quality and customer satisfaction. For support, please refer to the following:

- **Customer Service:** KVAGO provides 24-hour email contact service.
- **Money-Back Guarantee:** A 30-day money-back guarantee is offered for products purchased.

For specific inquiries or assistance, please contact KVAGO customer support through the platform where the product was purchased.