

## CIRCE Y60 TWS

# CICRE Y60 TWS Bluetooth Earbuds User Manual

Model: CIRCE Y60 TWS

## INTRODUCTION

The CICRE Y60 TWS Bluetooth Earbuds are designed for high-quality audio enjoyment and active lifestyles. Featuring advanced Bluetooth 5.1 technology, AI Voice Assistant, and noise reduction capabilities, these earbuds provide a seamless and immersive listening experience. Their compact and comfortable design makes them ideal for everyday use, sports, and travel.

This manual provides detailed instructions on how to set up, operate, and maintain your Y60 TWS earbuds to ensure optimal performance and longevity.

## KEY FEATURES

- **High-Quality Audio:** Clear, crisp audio with noise reduction technology, suitable for music, calls, and various activities.
- **Bluetooth 5.1 Connectivity:** Ensures easy pairing and stable wireless connection with smartphones and other devices.
- **AI Voice Assistant:** Hands-free control for managing calls, music, and other tasks.
- **Multicolor Breathing Light:** A unique visual feature that adds style to your listening experience.
- **Compact & Portable:** Small and lightweight design for easy transport and comfortable wear.
- **Sweatproof Construction (IPX4):** Durable design resistant to sweat and light rain, ideal for sports and gym use.

## WHAT'S IN THE BOX

Upon opening your Y60 TWS Earbuds package, you should find the following items:

- CICRE Y60 TWS Earbuds
- Charging Station (Charging Case)
- Charging Cable
- Protective Case
- User Manual (this document)



Image: The CIORE Y60 TWS Earbuds nestled in their open charging case, showcasing the distinctive green breathing light around the base.

## SETUP GUIDE

---

### 1. Charging the Earbuds and Case

Before first use, ensure both the earbuds and the charging case are fully charged.

1. Place the earbuds into the charging case, ensuring they are correctly seated.
2. Connect the charging cable to the charging port on the case and plug the other end into a USB power source (e.g., computer, wall adapter).
3. The indicator lights on the case and earbuds will show charging status. Once fully charged, the lights may change color or turn off.

### 2. Pairing with Your Device

The Y60 TWS earbuds support both binaural (both earbuds) and monaural (single earbud) modes.

#### 1. Initial Pairing (Binaural Mode):

- Open the charging case. The earbuds will automatically power on and enter pairing mode.
- On your smartphone or Bluetooth-enabled device, go to Bluetooth settings and turn Bluetooth on.
- Search for "Y60 TWS" (or similar) in the list of available devices and select it to connect.
- Once connected, you will hear a confirmation sound, and the earbuds' indicator lights may change.

#### 2. Monaural Mode:

- Simply take out one earbud from the charging case. It will automatically power on and attempt to connect to the last paired device.
- If not connected, follow the initial pairing steps for that single earbud.

The earbuds will automatically reconnect to the last paired device when taken out of the case, provided Bluetooth is enabled on your device.

# CUSTOM GAMING BLUETOOTH 5.1 MADE FOR GAMING ENTHUSIASTS

V5.1 new upgraded chip, more stable transmission,  
easier connection and call listening

The song is more enjoyable, the phone is stable,  
the game does not freeze, and the movie keeps sounding




Image: An illustration detailing the "Single or Double Share Good Sound Quality" feature, showing how to use the earbuds in both



binaural (stereo) and monaural (single earbud) modes with accompanying diagrams.

## OPERATING INSTRUCTIONS

### Touch Controls

The Y60 TWS earbuds feature touch-sensitive controls for easy management of audio and calls.

Action	Function
Single Tap (Left/Right Earbud)	Play/Pause Music, Answer/End Call
Double Tap (Left Earbud)	Previous Track
Double Tap (Right Earbud)	Next Track
Triple Tap (Left/Right Earbud)	Activate Voice Assistant
Long Press (Left/Right Earbud)	Reject Call

### AI Voice Assistant

Your Y60 TWS earbuds are equipped with an AI Voice Assistant for convenient hands-free control. Triple tap either earbud to activate your device's voice assistant (e.g., Siri, Google Assistant). You can then use voice commands to make calls, send messages, check weather, and more.



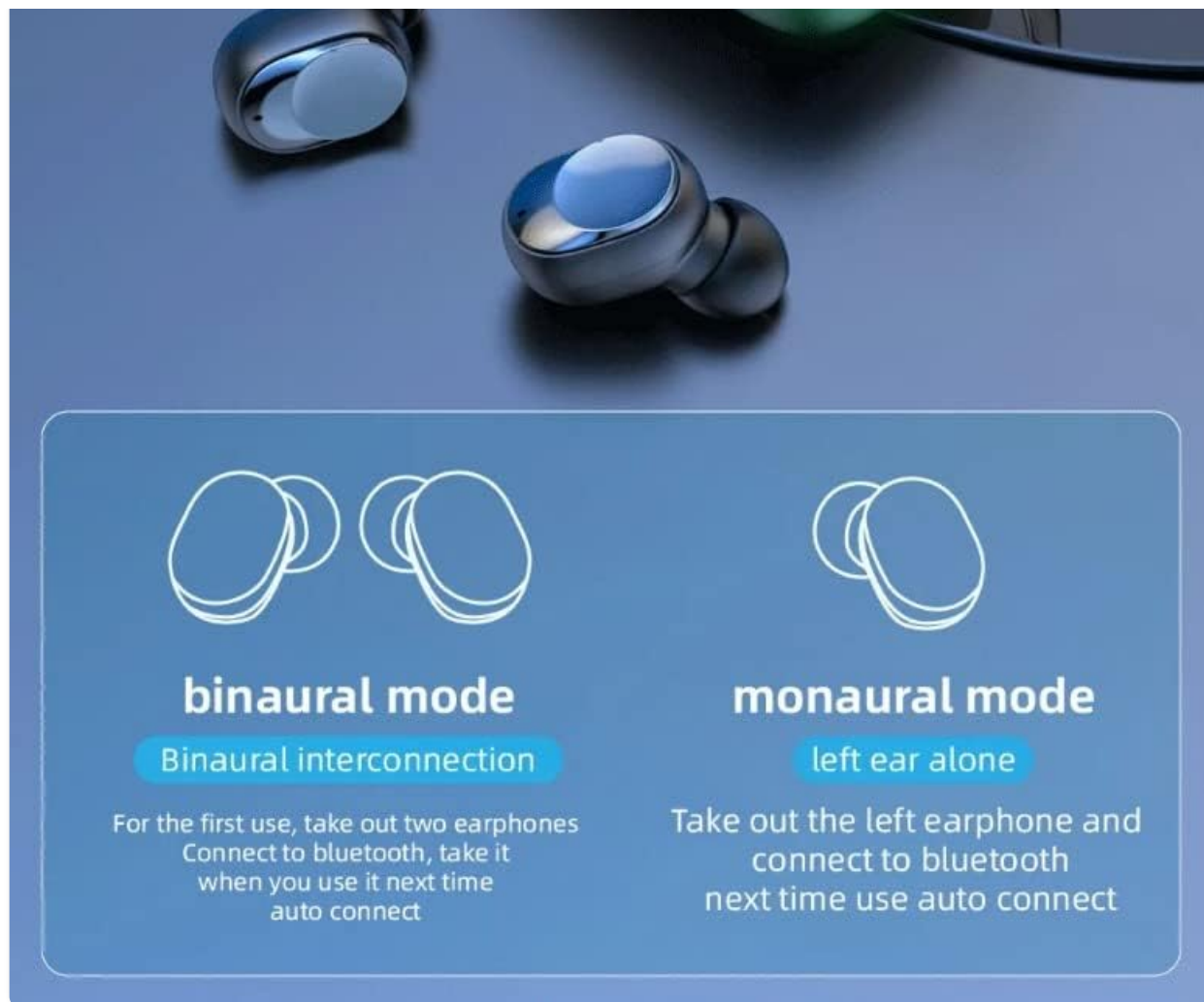


Image: A man wearing the Y60 TWS earbuds, demonstrating their comfortable and secure fit, with text emphasizing "Comfortable to Wear Without Falling."

## MAINTENANCE AND CARE

Proper maintenance ensures the longevity and optimal performance of your earbuds.

- **Cleaning:** Regularly clean the earbuds and charging case with a soft, dry, lint-free cloth. Do not use abrasive cleaners or solvents.
- **Storage:** When not in use, always store the earbuds in their charging case to protect them from dust, dirt, and damage.
- **Water Resistance:** The earbuds are IPX4 sweatproof. Avoid submerging them in water or exposing them to heavy rain. Dry them thoroughly if they get wet from sweat or light splashes.
- **Temperature:** Avoid exposing the earbuds to extreme temperatures (hot or cold) or high humidity.

# COMFORTABLE TO WEAR WITHOUT FALLING

Small body, hidden in the ear to wear just right to

Smart body, made in the ear to wear just right to  
fit the cochlea The three-point support plan, no  
matter how intense the exercise can be, you can't  
get rid of it



Image: The Y60 TWS earbuds and their charging case are shown with water droplets, emphasizing their IPX4 deep waterproof rating, which protects against sweat and rain.

## TROUBLESHOOTING

If you encounter any issues with your Y60 TWS earbuds, try the following troubleshooting steps:

- **Earbuds not pairing/connecting:**

- Ensure both earbuds are charged.
  - Turn off and on Bluetooth on your device.
  - Forget "Y60 TWS" from your device's Bluetooth list and try pairing again.
  - Place earbuds back in the case, close the lid, wait a few seconds, then open to reset.
- **Only one earbud working:**
    - Ensure both earbuds are charged.
    - Place both earbuds back into the charging case, close the lid, and then open it again. This often forces them to re-sync.
    - If the issue persists, try resetting the earbuds and re-pairing.
- **No sound or low volume:**
    - Check the volume level on both your device and the earbuds.
    - Ensure the earbuds are properly connected to your device.
    - Clean any debris from the earbud speakers.
- **Charging issues:**
    - Ensure the charging cable is securely connected to both the case and the power source.
    - Try a different charging cable or power adapter.
    - Clean the charging contacts on both the earbuds and the case.

## SPECIFICATIONS

Feature	Detail
Model Name	Y60 TWS Bluetooth 5.1 Noise Cancelling Earbuds
Connectivity Technology	Wireless (Bluetooth 5.1)
Noise Control	Active Noise Cancellation
Control Type	Voice Control, Touch Control
Ear Placement	In Ear
Form Factor	In Ear
Material	Plastic, Rubber
Frequency Range	20 Hz - 20,000 Hz
Item Weight	2.39 ounces
Package Dimensions	5.5 x 3 x 1.25 inches
Batteries	1 Lithium Polymer battery (included)
Manufacturer	Shenzhen Lanxingxin Technology Co.,. Ltd.
UPC	197644093021



# 『SHOCKING BASS』

## PAINLESS TO WEAR



Cool breathing power display  
Bluetooth 5.1 Smart Touch



New  
Breathing lamp

Image: A detailed graphic highlighting the "Custom Gaming Bluetooth 5.1" chip, emphasizing stable transmission and easier connection for an enhanced audio experience.

## OFFICIAL PRODUCT VIDEO

Your browser does not support the video tag.





Video: An official product video showcasing the key features and design of the CIRCLE Y60 TWS Bluetooth Earbuds, including AI Voice Assistant, noise cancellation, and multicolor breathing light.

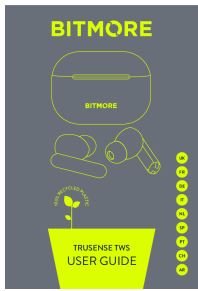
## WARRANTY AND SUPPORT

For information regarding warranty coverage, technical support, or service inquiries, please refer to the product packaging or contact the manufacturer directly. Contact details are typically provided on the product box or the manufacturer's official website.

© 2023 Generic. All rights reserved.

### Related Documents - CIRCE Y60 TWS

	<p><a href="#">JBL TUNE230NC TWS Quick Start Guide</a></p> <p>A comprehensive guide to setting up and using your JBL TUNE230NC TWS earbuds, including pairing, wearing, controls, app features, and technical specifications.</p>
	<p><a href="#">JBL LIVE PRO 2 TWS True Wireless Noise Cancelling Earbuds Quick Start Guide</a></p> <p>Comprehensive guide to setting up and using your JBL LIVE PRO 2 TWS true wireless noise cancelling earbuds. Learn about pairing, controls, app features, charging, and technical specifications.</p>
	<p><a href="#">TWS Y60 Wireless Earbuds: Function Instructions, Pairing, and Operation Guide</a></p> <p>Comprehensive guide for TWS Y60 wireless earbuds, covering product specifications, Bluetooth pairing, operation controls, power management, and FCC compliance. Learn how to use your Y60 earbuds effectively.</p>
	<p><a href="#">pTron Basspods Ace User Guide: Features, Controls, and Troubleshooting</a></p> <p>Comprehensive user guide for pTron Basspods Ace wireless earbuds. Learn about charging, pairing, mode controls, voice assistant, mono usage, and troubleshooting common issues. Includes safety precautions and warranty information.</p>



[Bitmore TruSense TWS User Guide: Features, Charging, and Troubleshooting](#)

Comprehensive user guide for the Bitmore TruSense TWS earbuds, covering specifications, charging instructions, Bluetooth connectivity, noise cancellation features, music control, call management, and frequently asked questions. Learn how to get the most out of your TruSense TWS.



[groov-e GV-TW10 Ultra Buds: Active Noise Cancelling True Wireless Earbuds Quick Start Guide](#)

Get started with your groov-e GV-TW10 Ultra Buds. This guide provides instructions on setup, pairing, charging, features, and specifications for these Active Noise Cancelling True Wireless Earbuds.