

## Manuals+

[Q & A](#) | [Deep Search](#) | [Upload](#)

Manuals.plus /

> [svanth](#) /

> svanth CB-2LY/CB-2LYE Battery Charger Instruction Manual for Canon NB-6L/NB-6LH Batteries

## svanth CB-2LY, CB-2LYE

# svanth CB-2LY/CB-2LYE Battery Charger Instruction Manual

For Canon NB-6L and NB-6LH Batteries

## 1. INTRODUCTION

---

This manual provides essential instructions for the safe and efficient use of your svanth CB-2LY/CB-2LYE battery charger. Please read this manual thoroughly before using the product and retain it for future reference. This charger is designed for Canon NB-6L and NB-6LH camera batteries.

## 2. SETUP INSTRUCTIONS

---

Follow these steps to prepare your charger for use:

1. **Unpack the Charger:** Carefully remove the charger and any accessories from the packaging.
2. **Connect to Power:** Insert the power cable into the charger's input port, then plug the other end into a standard electrical outlet (AC 100V-240V, 50-60Hz).

# SPECIFICATIONS

- **MODEL:** NB-6L Battery
- **OUTPUT:** 4.2V 0.7A
- **INPUT:** 100V-240V 50-60Hz
- **WEIGHT:** 3.5oz

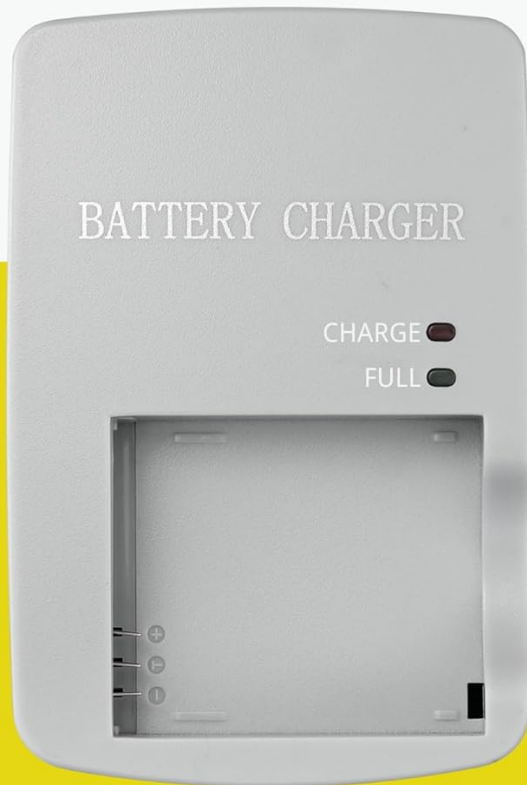


Image: The svanth CB-2LY/CB-2LYE battery charger connected to its power cable, ready for use.

3. **Insert Battery:** Align your Canon NB-6L or NB-6LH battery with the charging slot on the charger and gently slide it in until it clicks into place. Ensure the battery is inserted correctly according to the charger's orientation markings.




Image: A close-up view of the svanth CB-2LY/CB-2LYE battery charger, showing the battery slot and indicator lights.

### 3. OPERATING INSTRUCTIONS

The charger features indicator lights to show the charging status:

- **Charging Indicator:** When a battery is inserted and the charger is powered, the 'CHARGE' indicator light will illuminate (typically red or orange) to signify that charging is in progress.
- **Full Indicator:** Once the battery is fully charged, the 'FULL' indicator light will illuminate (typically green), and the 'CHARGE' light will turn off.

# HIGH EFFICIENCY



Image: The svanth CB-2LY/CB-2LYE charger illustrating the charging process with battery level indicators, highlighting its efficiency.

**Removing the Battery:** Once charging is complete, unplug the charger from the power outlet and then gently remove the battery from the charging slot.

## 4. MAINTENANCE

- **Cleaning:** Disconnect the charger from the power source before cleaning. Use a soft, dry cloth to wipe the exterior of the charger. Do not use liquid cleaners or solvents.
- **Storage:** Store the charger in a cool, dry place away from direct sunlight and extreme temperatures. Ensure the charger is unplugged when not in use for extended periods.

- **Handling:** Avoid dropping the charger or subjecting it to strong impacts, as this may damage internal components.

## 5. TROUBLESHOOTING

Problem	Possible Cause	Solution
Charger indicator lights do not illuminate.	No power supply; battery not inserted correctly; faulty battery.	Check power connection; re-insert battery; try a different battery.
Battery does not charge fully.	Battery is old or damaged; charger issue.	Replace battery; contact support if charger is suspected to be faulty.
Charger becomes excessively hot.	Poor ventilation; internal fault.	Ensure adequate ventilation; discontinue use and contact support.

## 6. SPECIFICATIONS

- **Charger Model:** CB-2LY, CB-2LYE
- **Compatible Battery Model:** Canon NB-6L, NB-6LH
- **Input:** AC 100V-240V, 50-60Hz
- **Output:** DC 4.2V, 0.7A
- **Weight:** Approximately 3.5 oz (100g)
- **Product Dimensions:** 3.35 x 1.6 x 5.1 inches (8.5 x 4.1 x 13 cm)

# COMPATIBILITY LIST

**Compatible Charger Model:** CB-2LY, CB-2LYE

**Compatible Camera Model:**

IXUS 85 IS, IXUS 95 IS, IXUS 105, Digital IXUS 200 IS, IXUS 210, IXUS 300 HS, IXUS 310 HS, PowerShot D10 D20 D30 S90 S95 S120, SX170 IS, SX240 HS, SX260 HS, SX270 HS, SX280 HS, SX500 IS, SX510 HS, SX520 HS, SX530 HS, SX540 HS, SX600 HS, SX610 HS, SX700 HS, SX710 HS.



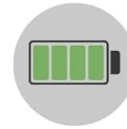

Image: The svanth CB-2LY/CB-2LYE charger displaying its key specifications including model, input, output, and weight.

## 7. COMPATIBILITY

This charger is compatible with Canon NB-6L and NB-6LH batteries, which are used in various Canon camera models, including but not limited to:

- **Canon PowerShot Series:** D10, D20, D30, S90, S95, S120, S200, ELPH 500 HS, SD770 IS, SD980 IS, SD1200 IS, SD1300 IS, SD3500 IS, SD4000 IS, SX170 IS, SX240 HS, SX260 HS, SX270 HS, SX280 HS, SX500 IS, SX510 HS, SX520 HS, SX530 HS, SX540 HS, SX600 HS, SX610 HS, SX700 HS, SX710 HS
- **Canon IXY Series:** 10S, Digital 25 IS, 30S, 31S, 32S, Digital 110 IS, 200F, Digital 930 IS
- **Canon IXUS Series:** 85 IS, Digital 95 IS, 105, Digital 200 IS, 210, 300 HS, 310 HS

# COMPLETE SAFETY



Overcharge  
**Protection**



Over release  
**Protection**



Overpower  
**Protection**



Short-circuit  
**Protection**

Image: The svanth CB-2LY/CB-2LYE charger alongside a detailed list of compatible Canon camera models.

## 8. SAFETY PRECAUTIONS

The svanth CB-2LY/CB-2LYE charger incorporates multiple protection features to ensure safe operation:

- **Overcharge Protection:** Prevents batteries from being overcharged, extending battery life.
- **Over-release Protection:** Safeguards against excessive discharge.
- **Overpower Protection:** Protects against power surges.
- **Short-circuit Protection:** Automatically cuts off power in case of a short circuit.

### General Safety Guidelines:

- Do not disassemble or modify the charger.
- Keep the charger away from water, moisture, and high humidity.
- Do not use the charger if it appears damaged.
- Keep out of reach of children.

# BE APART FROM OUTAGE

Always capture the precious moment.



Image: The svanth CB-2LY/CB-2LYE charger highlighting its complete safety features, including overcharge, over-release, overpower, and short-circuit protection.

## 9. WARRANTY INFORMATION

Your svanth CB-2LY/CB-2LYE battery charger is covered by a **12-month warranty** from the date of purchase. Additionally, we offer a **30-day money-back guarantee** for any reason. Please retain your proof of purchase for warranty claims.

## 10. CUSTOMER SUPPORT

If you have any questions, concerns, or require assistance with your svanth battery charger, please contact our customer support team. We are committed to ensuring your satisfaction.

