

Nuliie Z6

Nuliie Reusable Silicone Breastmilk Storage Bags (Model Z6)

Instruction Manual

INTRODUCTION

Thank you for choosing Nuliie Reusable Silicone Breastmilk Storage Bags. These bags are designed to provide a safe, convenient, and eco-friendly solution for storing breastmilk and baby food. Made from food-grade, BPA-free silicone, they feature a double leak-proof seal and a wide-mouth design for easy use and cleaning. This manual provides essential information on how to properly use and care for your storage bags.

Your browser does not support the video tag.

Official Nuliie video demonstrating the features and use of the Silicone Milk Storage Bags.

SETUP AND INITIAL CLEANING


Before first use, and after each subsequent use, it is crucial to clean and disinfect your Nuliie Silicone Breastmilk Storage Bags to ensure hygiene and safety for your baby.

Cleaning Instructions:

1. **Disassemble:** Remove the plastic sealing rod from the top of each silicone bag.
2. **Wash:** Wash the silicone bags and sealing rods by hand with warm, soapy water, or place them on the top rack of your dishwasher. The wide-mouth design allows for thorough cleaning.
3. **Disinfect:** For disinfection, you can boil the bags in water for 2-3 minutes, or use a bottle sterilizer.
4. **Dry:** Allow all components to air dry completely before reassembling or storing. Hang drying is recommended to ensure no moisture remains.





Visual guide for washing, disinfecting, and drying the storage bags.

nuliie | CLIMATE PLEDGE FRIENDLY 

Silicone Breastmilk Storage Bags are **ClimatePartner Certified**

Nuliie is always committed to a low-carbon, environmentally conscious future.

 ClimatePartner certified* ID: PTT472



The bags are dishwasher safe for convenient cleaning.

OPERATING INSTRUCTIONS

Filling the Bags:

1. Ensure the bag is clean and dry.
2. Open the wide mouth of the silicone bag.
3. Carefully pour breastmilk or baby food into the bag. Each bag has a capacity of 12oz (360ml) and features visual measurements for accurate portioning. Do not overfill.




4.3in Wide Mouth Design

Easy to use and clean

The 4.3-inch wide mouth design facilitates easy pouring and cleaning.

360ML Larger Capacity

Meet the dietary needs of babies of different ages



Each bag holds 12oz (360ml) of breastmilk, with clear volume indicators.

Sealing the Bags:

1. Once filled, gently squeeze out any excess air from the bag.
2. Slide the plastic sealing rod firmly across the top of the bag to create a double leak-proof seal. Ensure the seal is completely closed to prevent leakage.

Double Seal

Lock every drop of precious breast milk



The double seal design ensures no leakage, keeping your breastmilk secure.

Storage:

Nuliie bags are designed for versatile storage in the refrigerator or freezer. They can be stored upright or laid flat to save space.

- **Refrigerator:** Store filled bags upright or flat in the refrigerator.
- **Freezer:** For freezing, lay the bags flat initially to freeze evenly, then store upright or stacked to maximize freezer space.
- **Labeling:** Use the provided label stickers to record the date and volume of breastmilk for proper rotation.

Trusted By



@Seneca

They're super easy to wash. You can put them in the dishwasher and it has a good amount of storage.




@Lauren Adamson

It's really nice to have that kind of extra security and then you seal it up slide this back on and you're good to go.



@Northern Roots Homestead

They are made with a food grade silicone and they are also BPA free, which makes it great. These bags seem like really good quality.



@Meg Hedley

I found that the lids were very easy to remove and put on. I love that there are different colored lids.

Bags can be stored upright or flat in the refrigerator or freezer to optimize space.

Reusable

Vote for the environment



Food Grade Silicone



Environmental Friendly



BPA Free



Reusable and BPA-free, these bags come with labels for tracking date and volume.

Thawing and Heating:

These breastmilk bags can withstand both cold and heat. Frozen milk can be thawed and warmed using various methods:

- **Bottle Warmer:** Place the bag in a bottle warmer.
- **Warm Water Bath:** Place the bag in a bowl of warm water.
- **Microwave:** Use with caution. Ensure milk is evenly heated and check temperature before

feeding.

- **Oven:** Use with caution for warming, ensuring temperatures are appropriate for food-grade silicone.

Always check the temperature of the milk before feeding it to your baby.



The bags are compatible with bottle warmers for convenient heating.

MAINTENANCE

Proper maintenance ensures the longevity and safety of your Nuliie Silicone Breastmilk Storage Bags.

- **Regular Cleaning:** Always clean and disinfect the bags after each use as described in the "Setup and Initial Cleaning" section.
- **Inspection:** Periodically inspect the silicone bags and sealing rods for any signs of wear, tear, or damage. Discontinue use if any damage is found.
- **Storage:** Store clean, dry bags in a cool, dry place away from direct sunlight.
- **Avoid Sharp Objects:** Do not use sharp objects inside the bags, as this may puncture the silicone.

STORAGE GUIDE FOR BREASTMILK

Follow these guidelines for safe storage of breastmilk:



Recommended safe storage times for breastmilk.

Storage Place	Temperature	Safe Storage Time
Room Temperature	16-25°C (60-77°F)	4-6 hours
Refrigerator	4°C (39°F)	3-5 days
Freezer	-18°C (0°F)	3-6 months
Frozen Breast Milk Thawed in the Refrigerator		2 hours at room temperature, 24 hours in the refrigerator. Do not refreeze.

TROUBLESHOOTING

If you encounter any issues with your Nuliiie Silicone Breastmilk Storage Bags, please refer to the following common solutions:

- **Leakage:** Ensure the plastic sealing rod is fully and firmly slid across the top of the bag, creating a complete double seal. Check for any damage to the silicone or the sealing rod.
- **Difficulty Sealing:** Make sure the edges of the silicone bag are clean and dry before applying the sealing rod.
- **Odor Retention:** While rare with food-grade silicone, strong-smelling foods or improper cleaning can sometimes lead to odor. Ensure thorough cleaning and disinfection. Soaking in a baking soda solution for a few hours can help neutralize odors.
- **Stains:** Certain foods may cause temporary staining. This typically does not affect the safety or functionality of the bag. Ensure prompt cleaning after use.

For further assistance, please contact Nuliiie customer support.

SPECIFICATIONS

Feature	Detail
Model Number	Z6
Capacity	12oz / 360ml per bag
Material Type	Food Grade Silicone (Bags), ABS (Sealing Rod)
Material Free	BPA Free
Care Instructions	Clean after Use, Dishwasher Safe
Package Dimensions	5.2 x 4.17 x 3.62 inches
Item Weight	1.04 pounds
Target Gender	Unisex

WARRANTY AND SUPPORT

Nuliie products are manufactured with high-quality standards. For any questions, concerns, or warranty information, please refer to the product packaging or contact Nuliie customer support directly.

Customer Service: Please visit the [Nuliie Official Store on Amazon](#) for contact details and further product information.