

## Manuals+

[Q & A](#) | [Deep Search](#) | [Upload](#)

manuals.plus /

› [GALAYOU](#) /

› [GALAYOU 2K Battery Powered WiFi Security Cameras User Manual](#)

## GALAYOU R2

# GALAYOU 2K Battery Powered WiFi Security Cameras

Model: R2 Series

## 1. INTRODUCTION

This manual provides detailed instructions for the installation, operation, and maintenance of your GALAYOU 2K Battery Powered WiFi Security Cameras. These cameras are designed for both indoor and outdoor surveillance, offering high-resolution video, motion detection, and flexible storage options to enhance your home security.

## 2. PRODUCT OVERVIEW

The GALAYOU R2 series cameras are advanced wireless security solutions featuring 2K resolution, color night vision, two-way audio, and smart PIR motion detection. Their battery-powered design and IP65 waterproof rating allow for versatile placement without the need for constant power cables.




Figure 2.1: GALAYOU R2 Security Cameras (4-Pack)

### Key Features:

- **Rechargeable & Wireless:** Built-in professional rechargeable battery for easy, cable-free installation.
- **IP65 Waterproof:** Designed to withstand various weather conditions for reliable outdoor use.
- **2K Resolution & Color Night Vision:** Provides crystal-clear 3MP video and images, with floodlights and IR lights for clear color visuals even in darkness.
- **Two-way Talk:** Integrated microphone and speaker for real-time communication via the Wansview Cloud App.
- **Smart PIR Motion Detection with Siren:** AI-powered detection recognizes people and objects, sending instant alerts and activating a siren to deter intruders.
- **Flexible Storage Options:** Supports up to 128GB micro SD card (not included) and offers cloud storage

services.



**100% Wire Free**  
**5200mAh**  
**Large Battery Capacity**






-  Two-Way Audio
-  Privacy Mode
-  Instant Alert
-  TF Card Storage (MAX128G)
-  Cloud Storage

Figure 2.2: Key Features of the GALAYOU R2 Camera



Figure 2.3: IP65 Waterproof Rating

### 3. PACKAGE CONTENTS

Please check the package to ensure all items are present and in good condition:

- GALAYOU R2 Security Camera(s)
- Mounting Bracket(s)
- Mounting Screws and Wall Plugs
- USB Charging Cable (Type-C)
- User Manual (this document)

## 4. SETUP GUIDE

Follow these steps to set up your GALAYOU R2 camera:

1. **Download the Wansview Cloud App:** Search for "Wansview Cloud" on the App Store (iOS) or Google Play (Android) and install it on your smartphone.
2. **Power On the Camera:** Ensure the camera is fully charged before initial setup. Use the provided USB charging cable.
3. **Connect to 2.4GHz WiFi:** Open the Wansview Cloud App, create an account or log in, and follow the in-app instructions to add your camera. The camera only supports 2.4GHz Wi-Fi networks.




Figure 4.1: Initial Setup Steps

Video 4.1: How to Connect the Wireless Camera via QR Code. This video demonstrates the process of connecting your GALAYOU R2 camera to your Wi-Fi network using the QR code method within the Wansview Cloud app.

## 5. OPERATING INSTRUCTIONS

### 5.1. Motion Detection and Alerts

The GALAYOU R2 camera features a PIR sensor and AI detection to accurately identify human motion. When motion is detected, the camera can send instant alert messages to your phone and activate an alarm siren to deter potential intruders.

# Smarter PIR Motion Sensor Infrared and White Lights



Figure 5.1: Smart PIR Motion Detection with Siren

Video 5.1: The Motion Alert Feature. This video illustrates how the motion alert feature works, including detection and notification capabilities of the camera.

## 5.2. Night Vision

The camera is equipped with two floodlights and six IR lights, enabling clear and colored images even in complete darkness. This ensures continuous monitoring day and night.

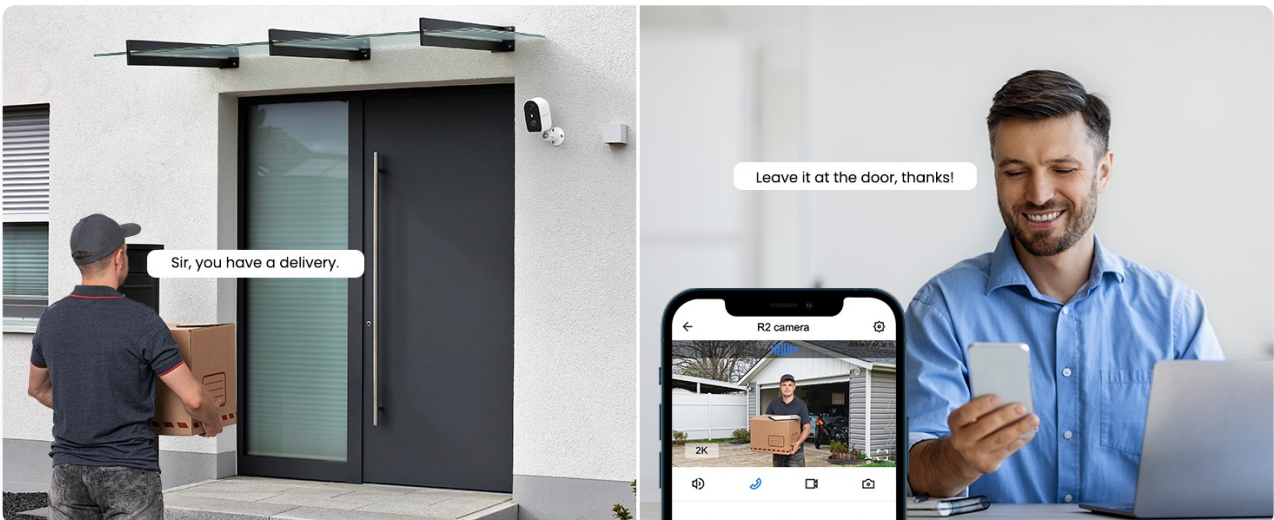
# 2K HD Resolution Day and Night



Figure 5.2: 2K HD Resolution Day and Night

## 5.3. Two-Way Talk

Communicate directly with visitors or family members through the camera using the two-way talk feature available in the Wansview Cloud App.



## 5.4. Storage Options

The camera supports local storage via a micro SD card (up to 128GB, not included) and offers a 30-day trial for premium cloud storage features.

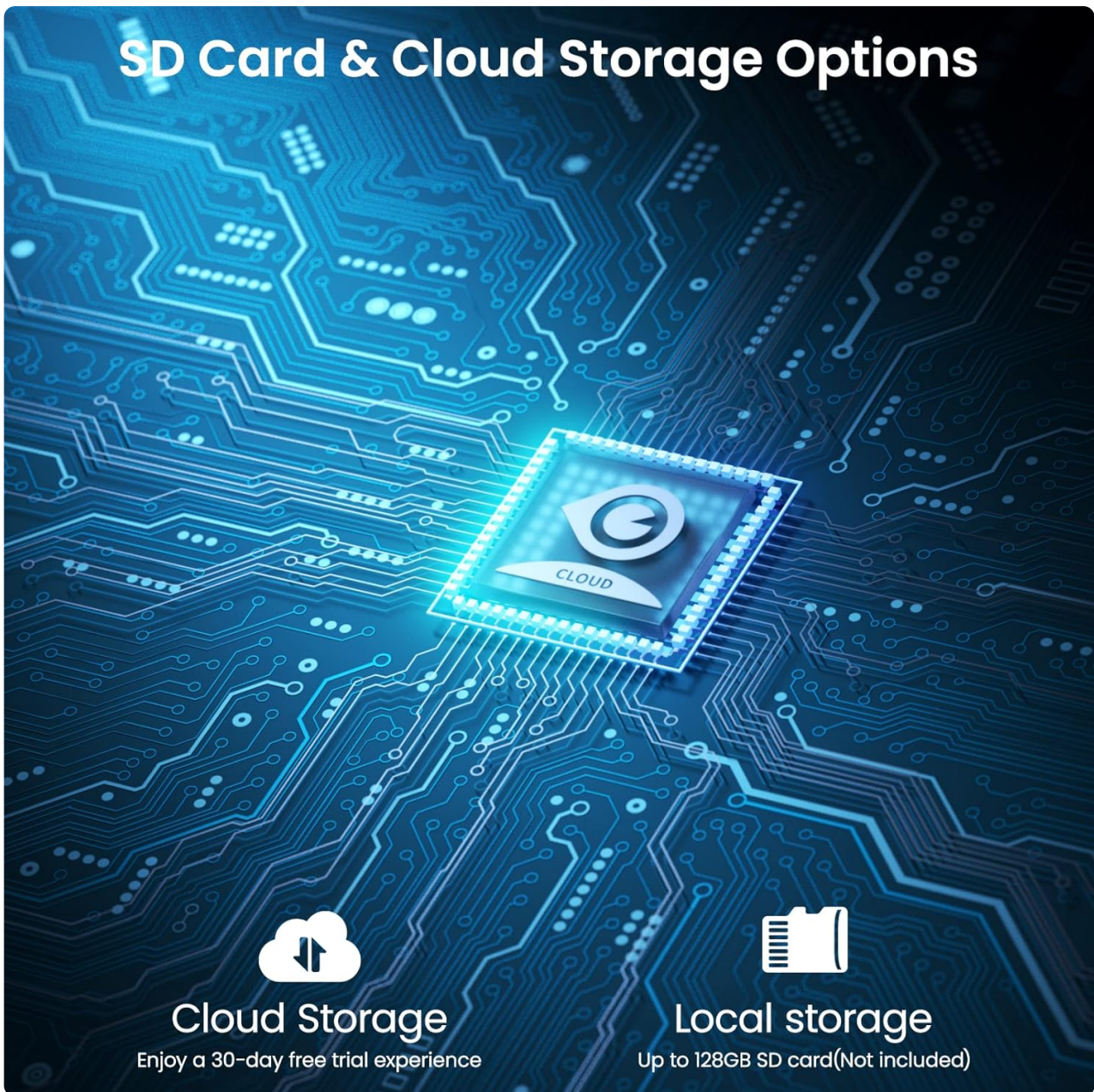


Figure 5.4: SD Card & Cloud Storage Options



Figure 5.5: SD Card Slot for Local Storage

## 5.5. Multiple User Access

You can share access to your camera feed with family and friends by creating multiple accounts within the Wansview Cloud App, ensuring everyone stays connected and protected.

Video 5.2: How to Share Your Cameras. This video guides you through the process of sharing camera access with other users via the Wansview Cloud app.

## 6. MAINTENANCE

To ensure optimal performance and longevity of your GALAYOU R2 camera, consider the following maintenance tips:

- **Battery Charging:** Recharge the camera battery as needed using the provided USB-C cable. Battery life will vary based on usage and motion detection frequency.
- **Cleaning:** Periodically wipe the camera lens and body with a soft, dry cloth to remove dust and debris. Avoid using harsh chemicals or abrasive materials.
- **Firmware Updates:** Check the Wansview Cloud App regularly for available firmware updates to ensure your camera has the latest features and security enhancements.
- **Environmental Conditions:** While IP65 waterproof, avoid submerging the camera in water or exposing it to extreme temperatures beyond its operating range (-10°C to 50°C).

## 7. TROUBLESHOOTING

If you encounter issues with your GALAYOU R2 camera, refer to the following common problems and solutions:

Problem	Possible Cause / Solution
---------	---------------------------

Problem	Possible Cause / Solution
Camera won't connect to Wi-Fi	Ensure your Wi-Fi is 2.4GHz. Check Wi-Fi signal strength at the camera's location. Try resetting the camera and re-pairing it through the app.
Frequent false motion alerts	Adjust motion detection sensitivity in the app. Ensure the camera is not pointed at busy areas with constant movement (e.g., trees swaying, busy roads).
Poor night vision quality	Ensure the camera lens is clean. Check for obstructions blocking the IR lights. Ensure there are no strong light sources directly facing the camera at night.
Battery drains quickly	High frequency of motion detection events will consume more battery. Reduce sensitivity or adjust detection zones. Ensure the camera is fully charged.
Cannot view live feed	Check your internet connection. Ensure the camera is powered on and connected to Wi-Fi. Restart the app or the camera.

Video 7.1: How to Reset the Cameras? This video provides step-by-step instructions on how to reset your GALAYOU R2 camera, which can resolve various connectivity or operational issues.

## 8. SPECIFICATIONS

Feature	Detail
Model Name	R2
Indoor/Outdoor Usage	Outdoor (also suitable for indoor)
Video Capture Resolution	2K (3MP Effective Still Resolution)
Power Source	Battery Powered (8 Lithium Ion batteries included)
Connectivity Technology	Wireless (2.4GHz Wi-Fi only)
International Protection Rating	IP65
Dimensions (L x W x H)	2.4 x 2.05 x 3.43 inches
Item Weight	2.57 pounds
Controller Type	Amazon Alexa, App
Special Feature	Easy to Install, Color Night Vision, Two-Way Talk, Motion Siren

## 9. WARRANTY AND SUPPORT

GALAYOU is committed to providing high-value security surveillance cameras and professional after-sales

support. For any inquiries or assistance, please refer to the following resources:

- **Official User Guide:** A detailed PDF user guide is available for download [here](#).
- **Wansview Cloud App:** The app provides access to camera settings, live view, recorded footage, and often includes an in-app support section.
- **Online Support:** Visit the official GALAYOU store on Amazon for FAQs and contact information: [GALAYOU Store](#).

Please retain your purchase receipt for warranty purposes. Specific warranty terms and conditions may apply and are typically outlined with your product purchase or on the official brand website.

© 2023 GALAYOU. All rights reserved.