

Donner DEK-610S

Donner DEK-610S 61-Key Electric Keyboard Piano User Manual

Model: DEK-610S | Brand: Donner

1. INTRODUCTION

Thank you for choosing the Donner DEK-610S 61-Key Electric Keyboard Piano. This comprehensive kit is designed for beginners and hobbyists, offering a rich musical experience with its versatile features and included accessories. This manual provides detailed instructions for setup, operation, maintenance, and troubleshooting to ensure you get the most out of your instrument.

2. PACKAGE CONTENTS

Upon opening your Donner DEK-610S kit, please verify that all the following items are included:

- Donner DEK-610S Keyboard Piano (1 unit)
- Adjustable Keyboard Stand (1 unit)
- Adjustable Piano Stool (1 unit)
- Sheet Music Stand (1 unit)
- Microphone (1 unit)
- Power Adapter (1 unit)



Figure 2.1: Complete Donner DEK-610S Keyboard Piano Kit including the keyboard, stand, stool, and microphone.

COMPLETE PORTABLE KIT FOR YOU



- DEK-610S Keyboard Piano*1
- Piano Stand*1
- Piano Stool*1
- Sheet Music Stand*1
- Microphone*1
- Power Adapter*1

Figure 2.2: The full portable kit for the DEK-610S, showing all included accessories assembled.

3. SETUP INSTRUCTIONS

1. **Assemble the Keyboard Stand:** Unfold the keyboard stand and adjust its height to a comfortable playing position. Ensure all locking mechanisms are securely fastened.
2. **Place the Keyboard:** Carefully place the DEK-610S keyboard onto the assembled stand. Ensure it is stable and

centered.

3. **Assemble the Piano Stool:** Unfold the piano stool and adjust its height as needed for comfortable seating while playing.
4. **Attach the Sheet Music Stand:** Insert the sheet music stand into the designated slot on the top panel of the keyboard.
5. **Connect Power:** Plug the power adapter into the DC9V-12V input jack on the rear panel of the keyboard. Then, plug the adapter into a standard electrical outlet.
6. **Connect Microphone (Optional):** If using the microphone, plug its 3.5mm jack into the MIC input on the rear panel of the keyboard.
7. **Connect Headphones (Optional):** For private practice, plug headphones with a 3.5mm jack into the PHONES output on the rear panel.



Figure 3.1: Rear panel connections including Sustain, MIDI, USB, Audio Input, Audio Output, MIC, and Phones jacks.

4. OPERATING INSTRUCTIONS

4.1 Power On/Off

Press the **POWER** button located on the control panel to turn the keyboard on or off.

4.2 LCD Display

The integrated LCD display panel provides clear visual feedback on current functions, selected voices, rhythms, tempo, and other operational parameters.

LCD DISPLAY

Displaying the Status of the Functions You are Using More Clearly and Simply



Figure 4.1: The LCD display showing current settings such as sound, tempo, and recording status.

4.3 Voices and Rhythms

The DEK-610S features 249 voices and 249 rhythms. Use the dedicated buttons and numeric keypad on the control panel to select your desired voice (instrument sound) or rhythm (accompaniment style).

HUNDERS OF TONES TO CHOOSE FROM



249 Tones



249 Rhythms



50 Demos



Figure 4.2: The wide selection of tones, rhythms, and demo songs available on the keyboard.

4.4 Demo Songs and Teaching Functions

Explore the 50 built-in demo songs. The keyboard also includes 3 teaching functions to assist beginners in learning to play. Refer to the on-screen prompts and specific teaching modes for guided lessons.

SUITABLE FOR BEGINNERS



Teaching



Auto Chord



Mic Input



Figure 4.3: Features designed for beginners, including teaching modes and auto chord functions.

4.5 Recording Feature

Use the "Record" function to capture your performances. This allows for playback and self-correction, aiding in practice and improvement. Consult the manual's specific section on recording for detailed steps.

4.6 Audio Output and Speakers

The DEK-610S is equipped with two built-in 10W speakers for clear, room-filling sound. For private practice, connect

headphones to the 3.5mm PHONES jack.

STEREO SURROUND SOUND



High-quality
Speakers



Headphone
Mode

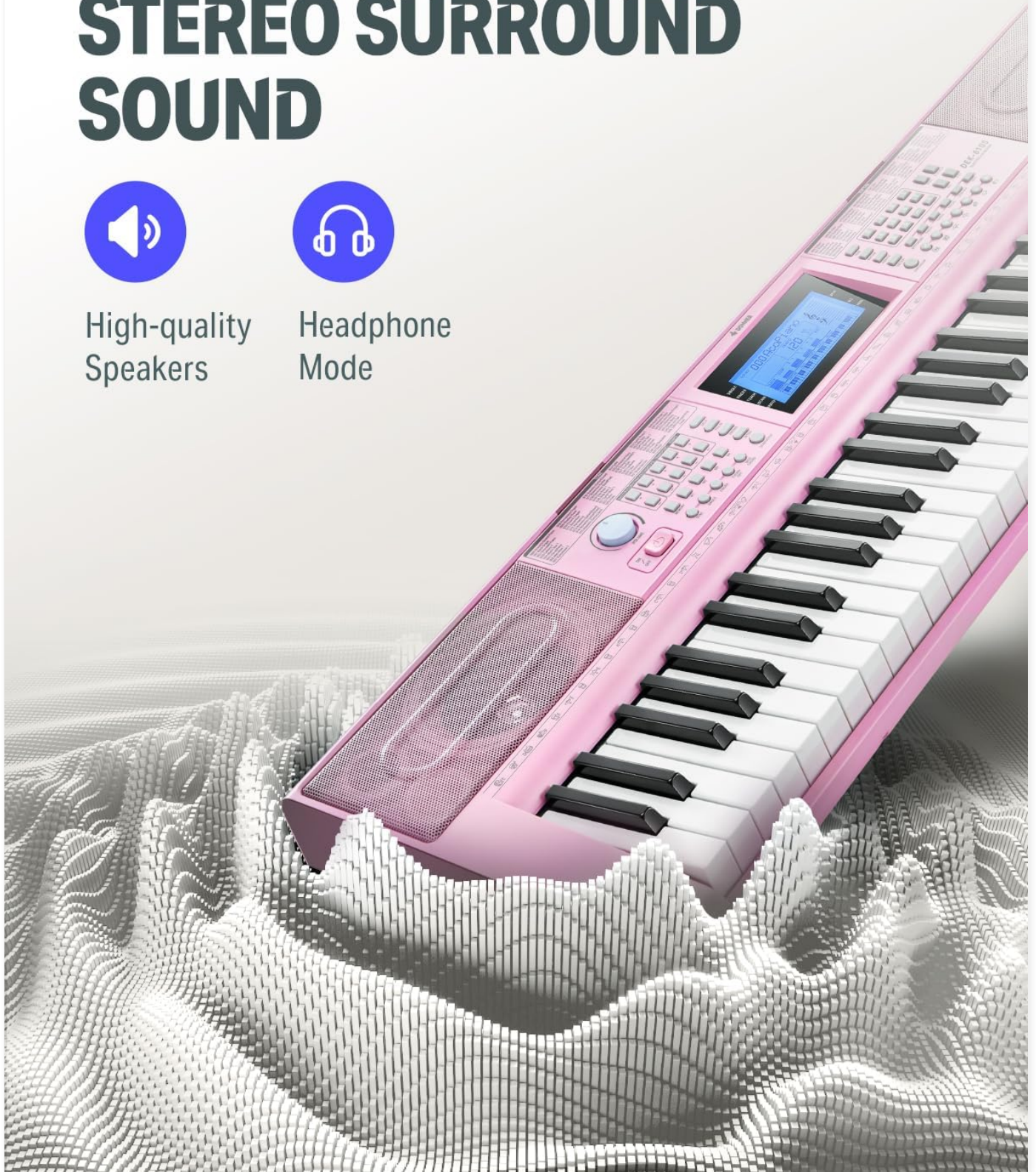


Figure 4.4: High-quality speakers provide stereo sound, and a headphone mode is available for quiet practice.

PLAY LIKE A PRINCESS / PRINCE

Learn to Create Beautiful Music with Dual Keyboards on Your Electronic Keyboard !



Figure 4.5: The keyboard supports dual play, allowing two users to learn and create music simultaneously.

5. MAINTENANCE AND CARE

- **Cleaning:** Use a soft, dry cloth to wipe the surface of the keyboard. For stubborn dirt, slightly dampen the cloth with water and a mild soap solution, then wipe dry immediately. Avoid using abrasive cleaners, solvents, or waxes.
- **Storage:** When not in use, store the keyboard in a cool, dry place away from direct sunlight, extreme temperatures,

and high humidity. If storing for extended periods, consider covering it with a dust cover.

- **Handling:** Always handle the keyboard with care. Avoid dropping it or subjecting it to strong impacts, which can damage internal components.
- **Power Adapter:** Disconnect the power adapter from the wall outlet and the keyboard when not in use or during electrical storms.

6. TROUBLESHOOTING

Problem	Possible Cause	Solution
No sound from speakers.	Volume is too low or muted. Headphones are plugged in.	Increase the master volume. Unplug headphones if connected.
Keyboard does not power on.	Power adapter not connected or faulty. Power outlet not working.	Ensure power adapter is securely connected to both keyboard and outlet. Try a different outlet.
Keys are not responding.	Keyboard may be in a specific mode (e.g., demo mode) that disables key input.	Restart the keyboard. Check the selected mode on the LCD display and switch to a standard playing mode.
Microphone not working.	Microphone not properly connected. Microphone volume too low.	Ensure microphone is fully plugged into the MIC input. Adjust microphone volume settings on the keyboard.

7. SPECIFICATIONS

Feature	Detail
Brand	Donner
Model Name	DEK-610S
Number of Keys	61
Voices	249
Rhythms	249
Demo Songs	50
Teaching Functions	3
Polyphony	32-note
Display	LCD
Speakers	2 x 10W Built-in
Connectivity	3.5mm Jack (Headphones, Mic, Audio Input), USB, MIDI
Power Source	Corded Electric (DC9V-12V)
Item Weight	23.9 pounds
Package Dimensions	39 x 14.6 x 12 inches
Color	Pink Kit
Skill Level	Beginner

Feature	Detail
Special Feature	Portable





8. WARRANTY AND SUPPORT







For warranty information, product support, or technical assistance, please contact Donner customer service. Details regarding warranty coverage and support channels can typically be found on the official Donner website or through your purchase documentation.

Visit the official Donner Store for more information:[Donner Store on Amazon](#)





Related Documents - DEK-610S


 <small>USER MANUAL DDP-400 DIGITAL PIANO</small>	Donner DDP-400 Digital Piano User Manual This user manual provides comprehensive instructions for the Donner DDP-400 Digital Piano. It covers setup, assembly, features, operation, troubleshooting, and technical specifications for this 88-key weighted keyboard instrument.
  <small>DEK-620 Цифровое пианино Спасибо, что выбрали Donner! Вашему пианино будет приятно служить долгие годы.</small>	Donner DEK-620 Digital Piano User Manual Comprehensive user manual for the Donner DEK-620 digital piano, covering setup, operations, features, troubleshooting, and technical specifications. Learn how to use your digital piano effectively.
 <small>USER MANUAL DDP-100S DIGITAL PIANO</small>	Donner DDP-100S Digital Piano User Manual Comprehensive user manual for the Donner DDP-100S Digital Piano, detailing setup, product parameters, features, assembly, voice and rhythm lists, demo songs, and important safety information.

 	<p>Donner OURA Piano S300 User Manual: Setup, Operation, and Maintenance</p> <p>Explore the Donner OURA Piano S300 digital piano with this comprehensive user manual. Learn about its 88-key graded hammer keyboard, Bluetooth/MIDI features, setup, safe operation, and maintenance. Ideal for musicians seeking detailed guidance on their Donner digital piano.</p>
 	<p>Donner DEK-610 Electronic Keyboard Owner's Manual</p> <p>Comprehensive owner's manual for the Donner DEK-610 electronic keyboard, covering features, operation, specifications, maintenance, troubleshooting, and warranty information.</p>
 	<p>Donner DP-06 61 Keys Electronic Piano User Manual Features & Operation</p> <p>Comprehensive user manual for the Donner DP-06 61 Keys Electronic Piano. Learn about its functions, connectivity, demo songs, tones, rhythms, and safety information. Get the most out of your digital piano.</p>

Documents - Donner – DEK-610S






Thank You for Choosing DONNER!
Please Read This Manual Carefully Before Use.

[\[pdf\]](#) User Manual

DEK 610S Manuals Donner music CA Electronic Piano Product drive google file d 18E3EL7hAGUp1AEAE1MrbJTUzi26AdF9 view pli 1 |||

ELECTRONIC PIANO **DEK-610S** Thank You for Choosing DONNER Please Read This Manual Carefully Before Use. DIRECTORY IInstruction of LCD screen

.....1

IIControls of...

lang:en **score:30** filesize: 3.14 M page_count: 16 document date: 2023-04-27



Donner USER MANUAL

ELECTRONIC KEYBOARD **DEK-610S**

User Manual | Manuel d'instructions | Manuale d'uso | Bedienungsanleitung
Manual of Use | 取扱説明書 | 使用说明书

[\[pdf\]](#) User Manual Installation Guide Instructions Accessories Catalog

DEK 610S Product Manuals Donner manualDonner Componi Suona e Connettiti alla Musicacd n shopify s files
1 0562 5256 3616 v 1735894754 |||

ELECTRONIC KEYBOARD **DEK-610S** User Manual Manuel d Instructions Manual de
Usuario Bedienungsanleitung Manuale d Uso CONTENTS CATALOGUE KATALOG
CATALOGARE CATALOGAR ENGLISH FRANAIS DEUTSCH ITALIANO ESPAOL

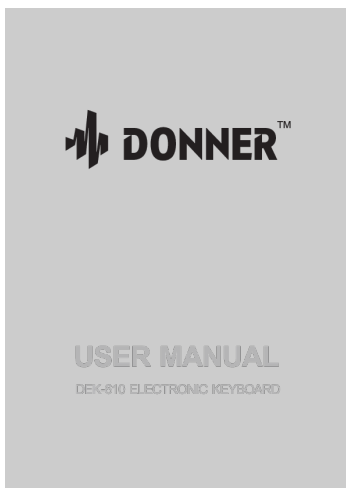
Appendix I: Tone unification T000-T255 Appendix II: Rhythms unification R00-R255 App...
lang:en **score:28** filesize: 1.76 M page_count: 52 document date: 2025-01-03



[Donner DEK-610 Electronic Keyboard Owner's Manual](#)

Comprehensive owner's manual for the Donner DEK-610 electronic keyboard, covering features, operation, specifications, maintenance, troubleshooting, and warranty information.

lang:en **score:23** filesize: 5.6 M page_count: 16 document date: 2020-07-03



[\[pdf\]](#) User Manual

DEK 610 V01 A4 211210 cdr LS Download Donner music UK Electronic Keyboard Manual drive google file
d 1prf38py50FA9FKzpmBoujX6Qd2rh DIS view |||

...

lang:en **score:21** filesize: 29.15 M page_count: 40 document date: 2021-12-22



[pdf]

DEK 610 220120 cdr LS UntitledGrazie per aver acquistato Donner Tastiera elettronica Si prega di leggere attentamente il manuale d uso prima dell e conservarlo in un C1L5OP ovxLm media amazon images I C1L5OP ovxL ||| IT 9 ...

lang:en score:19 filesize: 5.2 M page_count: 8 document date: 2022-01-24

PLEASE NOTE: Please check your keyboard size before purchasing, ensure your keyboard can fit in this bag.

It doesn't fit these keyboard:

Rockjam	Yamaha	Alesis	Roland	Moukey	Korg
RJ661	PSR-SX300	WM300	E-A2	MEK-300	HAUTLU2541
RY1 Super88	PSR-SX700	WM1	E-40		KX000C
	PSR-SX300	WM1	EX-5		KX000E EX
	PSR-A5000		EX-3		I3
	PSR-A3000	A-SMPRO			EX-49
	PSR-S670	A-SMPRO			Pa1000
	PSR-EW625	Roland	FAUTOMAS		Pa700
	PSR-E473				Porter 500
	PSR-500				Porter 500
	PSR-E463				Porter 500
	YCF3				Porter 500
	PSR-SX300				EX-49
					Lineone
	PSR-SX700				Pa700
	PSR-SX300				ORIGINAL
	PSR-A5000				Original
	PSR-A3000				microPiano
	PSR-S670				EX-41
	PSR-EW625				B2
	PSR-E473				
	PSR-500				
	PSR-E463				
	YCF3				

Keyboard Bag Compatibility Guide: Models That Fit and Don't Fit

A comprehensive compatibility guide for a keyboard bag, listing various models from brands like Yamaha, Roland, Korg, Casio, and Alesis that are either compatible or incompatible with the bag.

lang:en score:18 filesize: 90.03 K page_count: 2 document date: 2022-02-18



[pdf]

DEK 610 220120 cdr LS UntitledMerci d avoir acheté le Donner Clavier Électronique Veuillez lire attentivement manuel utilisation avant de l utiliser et conserver en lieu C1ooVqKRt3Lm media amazon images I C1ooVqKRt3L ||| FR 9 ...

lang:en score:12 filesize: 5.45 M page_count: 8 document date: 2022-01-24