

## tractive TG4XL

# Tractive XL Smart Dog GPS Tracker User Manual

Model: TG4XL | Brand: Tractive

## INTRODUCTION

Welcome to the Tractive XL Smart Dog GPS Tracker user manual. This guide provides essential information for setting up, operating, maintaining, and troubleshooting your Tractive device. The Tractive XL tracker is designed to keep your dog safe and healthy by offering real-time GPS tracking, virtual fence alerts, and vital signs monitoring. It is built for durability and extended battery life, ensuring peace of mind for pet owners.

## KEY FEATURES

- **REAL-TIME GPS TRACKING WITH UNLIMITED RANGE:** Track your dog with live location updates every 2–3 seconds. Unlike others that update once a minute, Tractive lets you follow every step with no distance limits, anywhere in the world.
- **VITAL SIGNS MONITORING:** The Tractive smart tracker monitors changes in your dog's heart and respiratory rates, helping detect potential issues before they become visible.
- **ESCAPE ALERTS & VIRTUAL FENCES:** Set up safe zones and get instant alerts if your dog leaves the area. Activate live tracking to find them quickly and keep tabs on their movements in real time.
- **HEALTH, SLEEP & ACTIVITY MONITORING:** Stay on top of your dog's wellness with daily insights into their sleep and activity. Get notified of unusual changes so you can act early.
- **DURABLE, WATERPROOF DESIGN WITH EXTENDED BATTERY LIFE:** Made for dogs 50 lbs and up, this rugged tracker is waterproof and durable enough for any environment, whether it's mud, snow, or off-leash exploring with up to 1 month of battery life.
- **SUBSCRIPTION REQUIRED WITH RISK-FREE TRIAL:** The subscription covers all costs for the built-in SIM and unlimited data, no hidden fees. Plans start at just \$5/month. Try it risk-free with our 30-day money-back guarantee.

## SETUP GUIDE

### 1. Charging Your Tracker

Before first use, fully charge your Tractive XL tracker using the included charging cable. Connect the cable to the charging port on the tracker and plug the other end into a USB power source. The LED indicator on the tracker will show charging status.

### 2. Downloading the Tractive App

Download the official Tractive GPS app from your smartphone's app store (available on iOS and Android). Create an account or log in if you already have one.

### 3. Attaching the Tracker to Your Dog's Collar

The Tractive XL tracker comes with rubber attachment clips for secure fastening to your dog's collar. Select the appropriate clip size for your collar. Slide the tracker onto the collar using the clips, ensuring it is snug and comfortable for your dog.

**Designed for comfort.  
Built for safety.**

Recommended  
for dogs above **50 lbs**

**3.2 oz**



3.5 in



**Battery life  
of up to 1 month**



**100%  
Waterproof**



**Light  
& Sound**

Image: Tractive XL tracker with included rubber attachment clips.

# Health & Sleep Activity Alerts

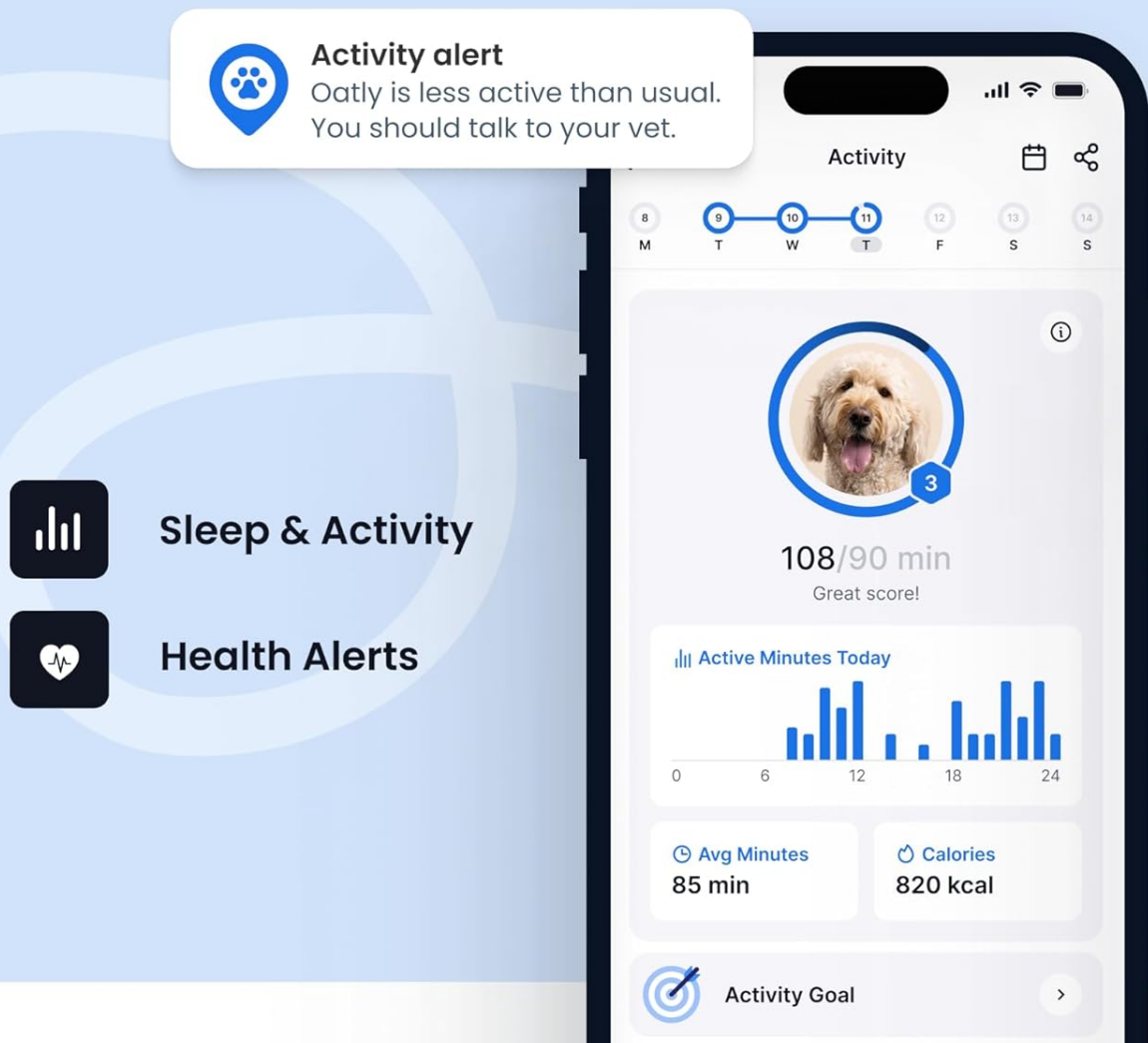


Image: The Tractive XL tracker securely attached to a dog's collar.

## OPERATING INSTRUCTIONS

### Real-time GPS Tracking

The Tractive app allows you to view your dog's live location on a map. The tracker updates its position every 2-3 seconds, providing highly accurate tracking with no distance limitations. This feature is crucial for quickly locating your pet if they wander off.

# Real-time GPS Tracking

Track your dog's location live  
with no distance limits



Image: Real-time GPS tracking displayed within the Tractive app.

Video: Robert Irwin introduces the Tractive tracker, highlighting its real-time GPS tracking capabilities and how it helps keep pets safe and healthy.

## Virtual Fences & Escape Alerts

Create virtual fences (Safe Zones) around areas where your dog is allowed, such as your home or yard. If your dog leaves a designated Safe Zone, you will receive an instant alert on your smartphone. You can also set up No-Go Zones to be notified if your dog enters restricted areas.

# Escape Alerts

Create a virtual fence so you get an alert if they escape

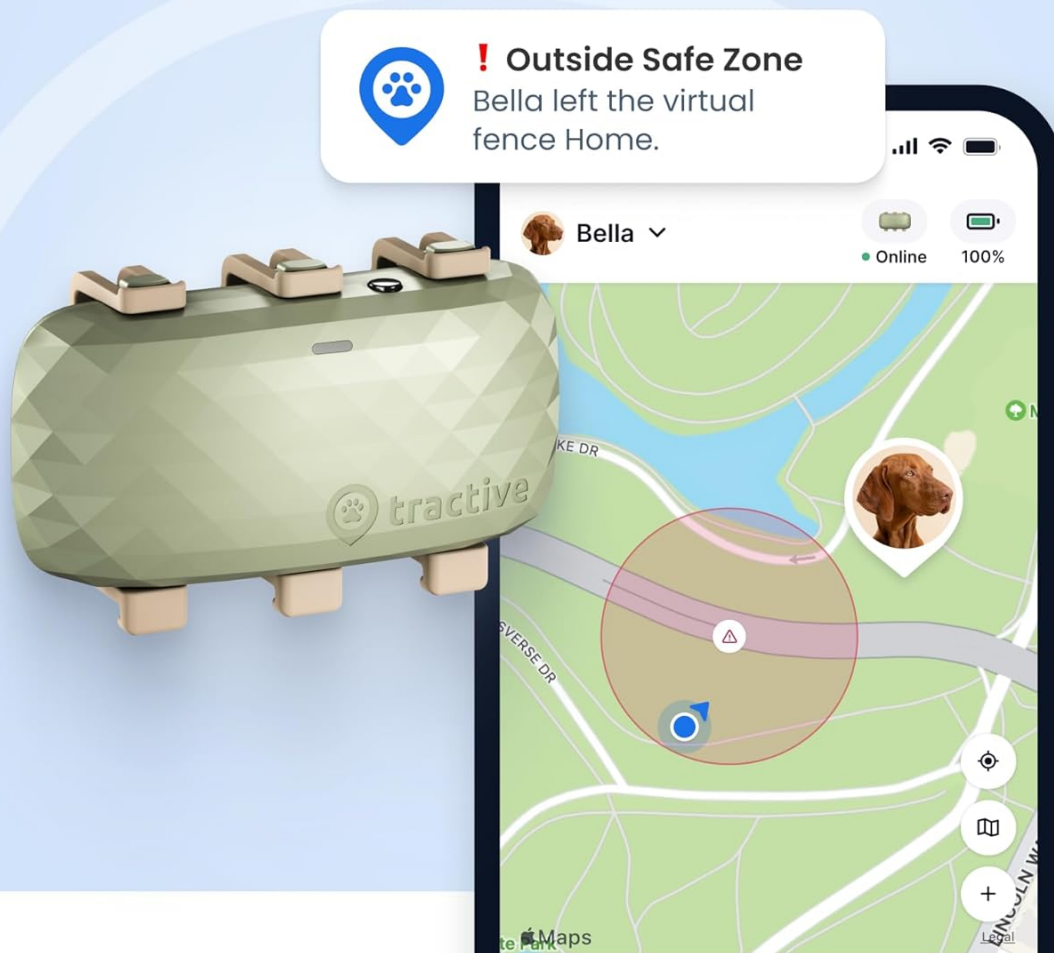


Image: The Tractive app displaying an escape alert when a dog leaves a virtual fence area.

## Vital Signs Monitoring

The Tractive XL tracker continuously monitors your dog's heart and respiratory rates. This feature provides valuable insights into their health, allowing you to detect potential issues early. The app presents daily health insights and alerts you to any unusual changes in these vital signs.



# Detect potential health issues with vital sign monitoring

New



Avg. Heart Rate

79 bpm

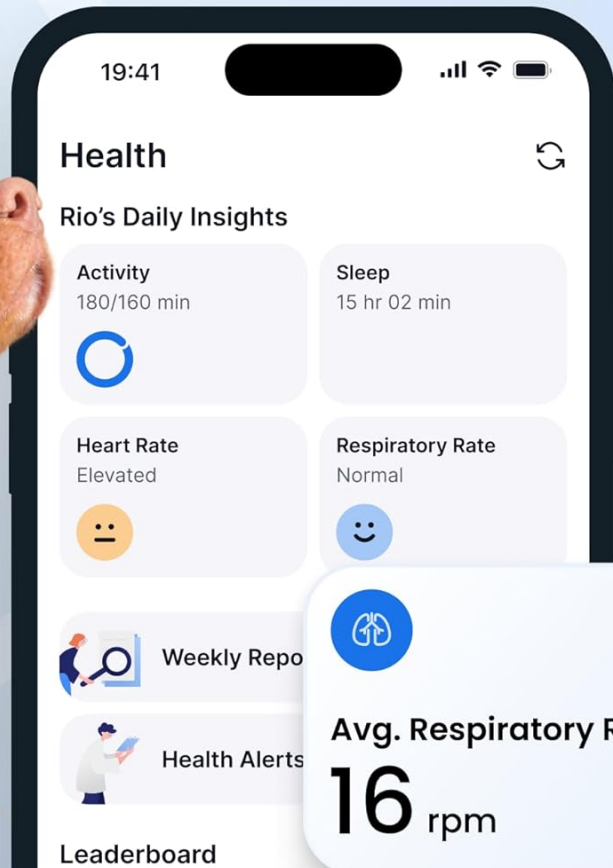


Image: Vital signs monitoring data, including heart and respiratory rates, available in the Tractive app.

Video: An official Tractive video demonstrating the vital signs monitoring feature, showing how to track heart and respiratory rates for early health detection.

## Health, Sleep & Activity Monitoring

Beyond vital signs, the Tractive app provides comprehensive data on your dog's daily activity and sleep patterns. You can set activity goals, view average active minutes, calories burned, and track sleep phases. This holistic view helps you ensure your dog is getting enough exercise and rest.

# Health & Sleep Activity Alerts



## Activity alert

Oatly is less active than usual.  
You should talk to your vet.



Sleep & Activity



Health Alerts

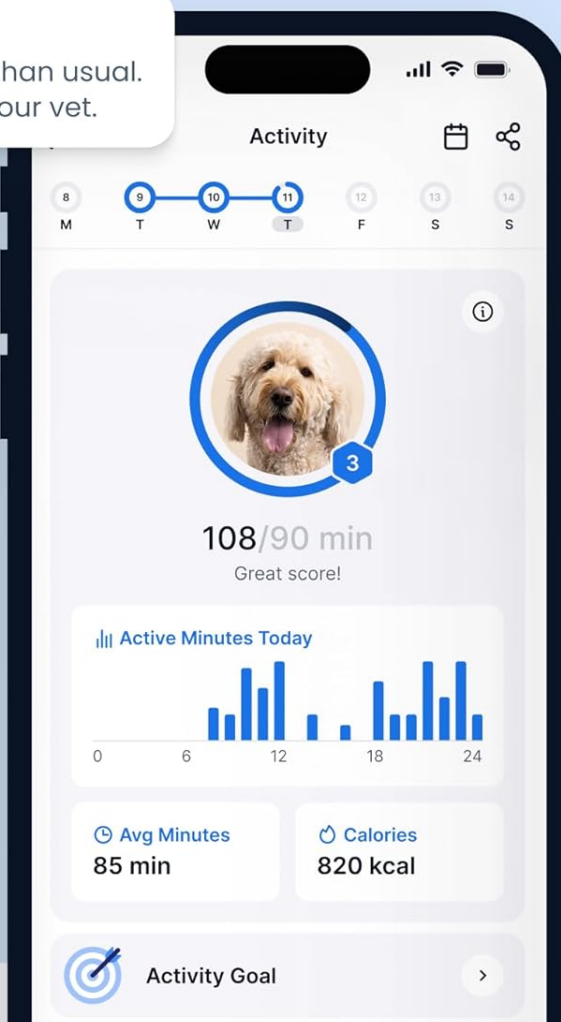


Image: Daily health, sleep, and activity insights provided by the Tractive app.

## Light & Sound Features

If your dog is nearby but out of sight, you can activate the tracker's built-in light and sound features via the app. This helps you pinpoint their exact location, especially in low-light conditions or dense foliage.

## Subscription required

Tractive connects directly to cellular networks, just like your phone, to provide live location with unlimited data and unlimited range

1 year

**\$9** / month

\$108 billed annually

2 years

**\$6** / month

\$144 billed every 2 years

5 years

**\$5** / month

\$300 billed every 5 years




Image: Icons indicating the tracker's light and sound capabilities.

## Family Sharing

The Tractive app supports Family Sharing, allowing multiple family members to track the same device. This ensures that everyone in the household can monitor your dog's location and health, fostering a collective approach to pet safety.






Image: Icons highlighting features including Family Sharing for collaborative tracking.

## MAINTENANCE

### Battery Life

The Tractive XL tracker offers up to 1 month of battery life, depending on usage and tracking mode. To maximize battery life, utilize Power Saving Zones in the app, which reduce GPS usage when your dog is in a known safe area with Wi-Fi coverage.

### Durability and Waterproofing

The Tractive XL is designed to be rugged and 100% waterproof, making it suitable for all environments and activities, including swimming and muddy adventures. Regularly clean the device with a damp cloth to remove dirt and debris, ensuring optimal performance.

## TROUBLESHOOTING

### Tracker Not Connecting/Updating

- Ensure the tracker is charged and turned on.
- Check your smartphone's internet connection.
- Verify that the tracker has cellular network coverage in its current location.
- Restart the Tractive app and/or your smartphone.
- If the issue persists, try resetting the tracker (refer to the app for specific instructions).

### Inaccurate Location Data

- GPS accuracy can be affected by dense tree cover, tall buildings, or indoor environments.
- Ensure the tracker has a clear view of the sky for optimal GPS signal reception.
- Check if the tracker is securely attached to the collar and not obstructed.

## SPECIFICATIONS

Feature	Detail
Item Weight	5.9 ounces
Manufacturer	Tractive
ASIN	B0C2C5LP16
Country of Origin	China
Item model number	TG4XL
Batteries	1 Lithium Polymer batteries required. (included)
Date First Available	April 25, 2023
Item Package Dimensions L x W x H	3.7 x 3.7 x 1.54 inches
Item Dimensions LxWxH	3.5 x 2 x 0.9 inches
Brand Name	tractive
Target Audience Keyword	pets
Warranty Description	2 year manufacturer
Model Name	Tractive DOG XL - Green
Color	Green
Size	Dog XL

Material	Plastic
Age Range Description	All Life Stages
Number of Items	1
Style	Green XL
Included Components	GPS Tracker, Charging Cable, Rubber Attachment Clips
Specific Uses for Product	Pet Location & Health Monitoring
Product Dimensions	3.5 x 2 x 0.9 inches; 5.93 ounces
Special Feature	Waterproof, Activity Tracker, Location History, Geo-Fence, Real Time Tracking
Connectivity Technology	Cellular
Wireless Communication Standard	Bluetooth
Battery Cell Composition	Lithium Polymer
GPS	Gps enabled
Shape	Rectangular
Screen Size	4.1 Centimeters

## WARRANTY & SUPPORT

### Manufacturer's Warranty

The Tractive XL Smart Dog GPS Tracker comes with a **2-year manufacturer's warranty**. Please retain your proof of purchase for warranty claims.

### Subscription Information

A subscription plan is required for the Tractive XL tracker to function, as it utilizes a built-in SIM card for cellular network connectivity and unlimited data. Plans start at just \$5/month, with options for 1, 2, or 5 years. A 30-day money-back guarantee is offered for risk-free trial.

# Designed for comfort. Built for safety.



**Battery life  
of up to 1 month**



**100%  
Waterproof**



**Light  
& Sound**

Image: Overview of Tractive subscription plans and the 30-day money-back guarantee.







## Customer Support

For further assistance, technical support, or warranty inquiries, please visit the official Tractive website or contact their customer service team. You can find detailed FAQs and support resources within the Tractive app as well.

© 2023 Tractive. All rights reserved.

**Related Documents - TG4XL**



 <p>Tractive Dog XL Safety Information Model: TG4XL</p>	<p><a href="#">Tractive Dog XL Tracker Safety Information and Compliance Guide</a></p> <p>Comprehensive safety information, compliance statements (FCC, EU, ISED Canada), battery operation guidelines, disposal instructions, and technical specifications for the Tractive Dog XL tracker, model TG4XL.</p>
 <p>Frequently Asked Questions &amp; Troubleshooting Guide</p>	<p><a href="#">Tractive GPS Tracker: Frequently Asked Questions &amp; Troubleshooting Guide</a></p> <p>A comprehensive guide to activating Tractive GPS trackers, understanding subscription plans, troubleshooting common issues like position updates, LIVE tracking, battery charging, and notifications.</p>
 <p>Tractive DOG 6 User Manual</p>	<p><a href="#">Tractive DOG 6 User Manual: Setup, Features, and Troubleshooting</a></p> <p>Comprehensive user manual for the Tractive DOG 6 GPS tracker, covering setup, features like live tracking and virtual fences, wellness monitoring, battery life, and troubleshooting LED states. Includes instructions in multiple languages.</p>
 <p>Tractive GPS and Wellness Monitoring TG4XL</p>	<p><a href="#">Tractive GPS and Wellness Monitoring TG4XL Safety Information</a></p> <p>This document provides safety information for the Tractive GPS and Wellness Monitoring device, model TG4XL. It covers important guidelines for usage, battery, disposal, and regulatory compliance.</p>
 <p>Tractive DOG 6 User Manual</p>	<p><a href="#">Tractive DOG 6 User Manual - GPS Pet Tracker</a></p> <p>User manual for the Tractive DOG 6 GPS tracker, covering setup, charging, features like live tracking and virtual fences, and troubleshooting.</p>
 <p>Tractive Quick Start Guide</p>	<p><a href="#">Tractive GPS Tracker Quick Start Guide</a></p> <p>A concise guide to setting up and using the Tractive GPS tracker for pets, covering status checks, indicator lights, attachment, and charging.</p>