

[Manuals.plus](#) /

> [Sony](#) /

> Sony SRS-XV800 X-Series Wireless Portable Bluetooth Karaoke Party Speaker IPX4 splash-resistant with 25 Hour-Battery, Built-in Handle and Wheels, Omnidirectional Sound, and Ambient Lights Speaker only SRSXV800 User Manual

Sony SRS-XV800/BCLA9

Sony SRS-XV800 X-Series Wireless Portable Bluetooth Karaoke Party Speaker User Manual

Model: SRS-XV800/BCLA9

INTRODUCTION

This manual provides essential information for the safe and effective use of your Sony SRS-XV800 X-Series Wireless Portable Bluetooth Karaoke Party Speaker. Please read this manual thoroughly before using the speaker and retain it for future reference.

The Sony SRS-XV800 is designed to deliver powerful, omnidirectional sound with ambient lighting, making it ideal for parties and gatherings. It features a durable, splash-resistant design, long battery life, and versatile connectivity options including karaoke and guitar inputs.

WHAT'S IN THE BOX

- Sony SRS-XV800 Speaker
- AC power adapter
- Warranty Card

SETUP

1. Initial Charging

Before first use, fully charge the speaker using the supplied AC power adapter. A full charge provides up to 25 hours of playback. A quick 10-minute charge can provide up to 3 hours of playback.








Image: The Sony SRS-XV800 speaker, showcasing its design and ambient lighting. This image represents the speaker ready for use after initial setup.

2. Placement

The SRS-XV800 can be placed either vertically or horizontally. A built-in sensor optimizes audio output automatically based on the speaker's orientation to maintain sound quality.



Image: The Sony SRS-XV800 speaker positioned vertically in a room, demonstrating typical placement.

3. Portability

For easy transport, the speaker is equipped with built-in wheels and a convenient handle. Simply tilt the speaker and roll it to your desired location.

ILLUMINATE THE NIGHT

Ambient party lighting



Image: A close-up side view of the speaker highlighting its integrated wheels for easy transport.

OPERATING INSTRUCTIONS

1. Power On/Off

Press and hold the power button located on the top touch panel to turn the speaker on or off.




Image: The intuitive top touch panel of the SRS-XV800, showing controls for power, volume, and lighting.

2. Bluetooth Pairing


To connect your device via Bluetooth, ensure the speaker is powered on. Activate Bluetooth on your device and select "SRS-XV800" from the list of available devices. The speaker will indicate a successful connection.

3. Sound Features

- **Omnidirectional Party Sound:** The speaker features five tweeters (front and rear) to fill your space with rich, clear sound from all directions.

OMNIDIRECTIONAL PARTY SOUND

Five tweeters between the front and rear fills your space with brilliant sound.*



*Functions when the product is placed vertically.

Image: The speaker demonstrating its omnidirectional sound capabilities in a home environment.

- **X-Balanced Speakers:** Sony's unique X-Balanced Speaker Unit delivers deep, punchy MEGA BASS and high sound levels with minimal distortion.
- **Ambient Lights:** Enhance your party atmosphere with integrated ambient lighting. Control lighting modes and settings via the top touch panel or the Sony Music Center app.



TV SOUND BOOSTER

Take music, movies, and live performance videos to new heights.



Image: Individuals enjoying karaoke with the SRS-XV800, highlighting its party features.

- **TV Sound Booster:** Connect the speaker to your TV to enhance audio for music, movies, and live performances. The 17 cm X-Balanced Speaker Unit and rear tweeters fill the room with immersive sound.

PORTABLE DESIGN

Built-in handle for easy carrying



Image: The speaker positioned to function as a TV sound booster, enhancing the audio experience.

4. Karaoke and Guitar Inputs

The SRS-XV800 features two inputs for microphones or guitars, allowing for plug-and-play karaoke or live instrument performance. Adjust levels using the dedicated controls on the rear panel.

THE PARTY NEVER STOPS

- Convenient built in handle and wheels.
- Up to 25-hours of battery power with quick charging*



*Actual performance varies based on settings, environmental conditions, storage, and usage. Actual performance varies based on settings, environmental conditions, storage, and usage. Batteries are consumable products and their capacity degrades over time as they age. Sony does not guarantee the life span of the battery.

Image: A detailed view of the speaker's rear input panel, including microphone/guitar inputs and other connectivity options.

5. App Control

Personalize your sound experience and control various settings using the compatible Sony Music Center app, available for download on your smartphone.

MAINTENANCE

1. Cleaning

Wipe the speaker's exterior with a soft, dry cloth. For stubborn dirt, use a slightly damp cloth and then dry thoroughly. Do not use abrasive cleaners or solvents.

2. Battery Care

To prolong battery life, avoid fully discharging the battery frequently. Store the speaker in a cool, dry place when not in use for extended periods. Charge the battery periodically if stored for a long time.

3. Water Resistance

The SRS-XV800 is IPX4 splash-resistant, meaning it can withstand splashes of water from any direction. Ensure all port covers are securely closed to maintain water resistance. Do not submerge the speaker in water.



Image: The speaker demonstrating its IPX4 splash-resistant feature, suitable for poolside use.

TROUBLESHOOTING

If you encounter issues with your Sony SRS-XV800 speaker, please refer to the following common troubleshooting steps:

- **No Power:** Ensure the AC adapter is securely connected and the power outlet is functional. Check if the battery is completely drained and allow it to charge for at least 30 minutes before attempting to power on.
- **No Sound:** Verify the volume level on both the speaker and the connected device. Ensure the correct input source is selected (Bluetooth, Audio In, Optical In). Check for proper cable connections if using wired inputs.
- **Bluetooth Connection Issues:** Make sure the speaker is in pairing mode. Disable and re-enable Bluetooth on your device. Try unpairing and re-pairing the speaker. Ensure no other Bluetooth devices are interfering.
- **Distorted Sound:** Reduce the volume level on both the speaker and the connected device. Ensure the audio source

is not distorted. Check for physical obstructions around the speaker drivers.

For more detailed troubleshooting or issues not covered here, please consult the official user manual PDF or contact Sony customer support.

SPECIFICATIONS

Feature	Detail
Model Name	SRSXV800
Speaker Type	Wireless Party Speaker
Special Features	IPX4 splash-resistant, Mic & guitar input, Omnidirectional sound, TV Sound Booster, Top Touch Panel, USB play & charge, Up to 25 hour battery, plus quick charging
Connectivity Technology	Bluetooth
Battery Life	25 Hours
Product Dimensions	14.88"D x 12.5"W x 28.38"H
Item Weight	16 ounces (1 pound)
Water Resistance Level	Water Resistant (IPX4)
Included Components	Speaker, AC power adapter, Warranty Card
Control Method	Touch
Power Source	Battery Powered
UPC	027242925670

WARRANTY INFORMATION

The Sony SRS-XV800 speaker comes with a **Limited Warranty**. Please refer to the included Warranty Card for specific terms, conditions, and duration of coverage.

Optional protection plans may be available for extended coverage:

- 2-Year Protection Plan
- 3-Year Protection Plan
- Complete Protect (monthly plan)

For details on these plans, please check the product's purchase page or contact your retailer.

SUPPORT

For additional support, resources, or to view the full user manual, please use the links below:

- [Download Official User Manual \(PDF\)](#)
- [Visit the Official Sony Store on Amazon](#)

