

MasterCraft 853682

MasterCraft Boat Metal Flake Glitter 853682 | Jet Stream Blue 8oz User Manual

Official instructions for the MasterCraft Jet Stream Blue Metal Flake Glitter.

PRODUCT OVERVIEW

This document provides essential information regarding the MasterCraft Boat Metal Flake Glitter, part number 853682, in Jet Stream Blue. This product is an 8-ounce lot of high-quality metal flake glitter designed for marine applications, commonly used to enhance the aesthetic of boat surfaces.

It is primarily intended for mixing with clear gel coating to achieve a sparkling finish. While originating from MasterCraft Boats, it may be suitable for use on other boat types.




Figure 1: A close-up view of the MasterCraft Jet Stream Blue Metal Flake Glitter, showcasing its vibrant blue color and fine flake texture. This image illustrates the product in its raw form, ready for application.

SETUP AND PREPARATION

Before applying the metal flake glitter, ensure you have all necessary materials and a suitable workspace. The glitter is designed to be mixed with a clear gel coating. It is crucial to select a gel coating compatible with your boat's surface and the intended application method.

- **Workspace:** Prepare a clean, well-ventilated area, free from dust and contaminants.
- **Safety Gear:** Wear appropriate personal protective equipment (PPE), including gloves, eye protection, and a respirator, as recommended by the gel coating manufacturer.
- **Gel Coating:** Obtain a clear gel coating suitable for marine applications.
- **Mixing Tools:** Gather clean containers and stirring tools for mixing the glitter with the gel coating.

Important Note: This product consists solely of the metal flake glitter. Hardware, additional application tools, and the gel coating itself are not included and must be acquired separately.

OPERATING (APPLICATION INSTRUCTIONS)

The MasterCraft Metal Flake Glitter is intended for professional application. Its common use involves

mixing it directly into a clear gel coating before application to a boat surface. The exact ratio of glitter to gel coating will depend on the desired effect and the specific gel coating product used.

General Application Steps (Consult a Professional):

1. **Mix:** Carefully mix the desired amount of Jet Stream Blue metal flake glitter into the clear gel coating. Stir thoroughly to ensure even distribution of the flakes.
2. **Prepare Surface:** Ensure the boat surface is clean, dry, and properly prepared according to the gel coating manufacturer's instructions. This may involve sanding, cleaning, and priming.
3. **Apply:** Apply the glitter-infused gel coating to the prepared surface using appropriate methods (e.g., spraying, rolling, brushing) as recommended by the gel coating manufacturer.
4. **Cure:** Allow the gel coating to cure completely according to the manufacturer's specifications.
5. **Finish:** Once cured, additional steps such as sanding and polishing may be required to achieve the final desired finish.

Recommendation: Due to the specialized nature of gel coating application and the desire for a high-quality finish, it is strongly recommended to contact a local body shop or a professional marine detailing service for application and installation instructions. They possess the expertise and equipment necessary for optimal results.

MAINTENANCE

Once applied and cured within a gel coating, the metal flake glitter itself requires no specific maintenance beyond the standard care for the gel-coated surface. Maintain the boat's finish as you would any other gel-coated surface, using appropriate cleaning agents and protective waxes or sealants.

For storage of unused glitter, keep the container tightly sealed in a cool, dry place away from direct sunlight and moisture to preserve its quality.

TROUBLESHOOTING

This product is a raw material (metal flake glitter) and does not have operational components that would typically require troubleshooting. Any issues encountered during application, such as uneven distribution, poor adhesion, or finish imperfections, are generally related to the gel coating product, the application technique, or surface preparation.

For assistance with application-related problems, please consult the manufacturer of your gel coating product or a professional body shop/marine detailing service.

SPECIFICATIONS

Product Specifications

Attribute	Detail
Product Name	MasterCraft Boat Metal Flake Glitter
Part Number	853682
Color	Jet Stream Blue
Quantity	8 ounces (approx. 0.5 pounds)
Item Form	Flakes

Attribute	Detail
Package Dimensions	Approximately 3 x 3 x 3 inches
Number of Pieces	1 (lot)



Figure 2: Product label displaying the part number 853682 and the description "METALFLAKE-JETSTREAM BLUE '17", confirming the product's identity and color.

WARRANTY INFORMATION





Please note that all sales of this item are final. This product is sold as seen in pictures, and no explicit warranty is provided by the seller. Customers are advised to verify product suitability for their intended application prior to purchase.

SUPPORT AND CONTACT

For detailed application and installation instructions, it is highly recommended to contact a local professional body shop or a marine detailing specialist. These professionals can provide expert guidance tailored to your specific project and ensure proper application of the metal flake glitter with compatible gel coatings.

For inquiries regarding the product's color accuracy, as computer displays may vary, you may contact the seller for a sample if available.

Related Documents

	<p>2016 MasterCraft Boat Owner's Manual</p> <p>Comprehensive owner's manual for 2016 MasterCraft boats, covering safety guidelines, operational procedures, maintenance, model features, and specifications for models like X2, X10, X20, XStar, and more.</p>
	<p>2012 MasterCraft Owner's Manual: Your Guide to Safe Boating</p> <p>Comprehensive owner's manual for 2012 MasterCraft boats, covering safety, operation, maintenance, and troubleshooting for ProStar, V-Series, X-Series, and Saltwater Series models.</p>
	<p>MasterCraft 2020 Boat Owner's Manual</p> <p>Comprehensive owner's manual for the 2020 MasterCraft boat line, covering safety, operation, maintenance, and specifications. Learn about safe boating practices, carbon monoxide awareness, weight limits, PFD usage, fire safety, and more.</p>
	<p>MasterCraft 2018 Boat Owner's Manual</p> <p>Comprehensive owner's manual for the 2018 MasterCraft boat line, covering safety, operation, maintenance, and specifications. Learn about safe boating practices, engine care, and the features of your MasterCraft vessel.</p>