

Sonew BT Remote Control Page Turner

Sonew BT Remote Control Page Turner Instruction Manual

Model: BT Remote Control Page Turner

1. PRODUCT OVERVIEW

The Sonew BT Remote Control Page Turner is a compact, ring-shaped device designed to enhance your mobile phone experience. It allows for remote control of various functions, including taking photos, navigating videos, and turning pages in e-books, providing convenience and comfort.

Key features include:

- **One-Key Control:** Simplifies operations for photos, videos, and e-books.
- **Multi-functional:** Beyond photos, it adjusts video volume, screen brightness, and supports fast forward/rewind.
- **Ergonomic Design:** Ring-shaped for comfortable wear, promoting relaxed viewing positions.
- **Wide Compatibility:** Supports various mainstream short video, camera, and novel applications.
- **Portable:** Small and lightweight for easy carrying.



Image: Front view of the Sonew BT Remote Control Page Turner, showing the three control buttons.

2. SPECIFICATIONS

Item Type	Mobile Phone BT Remote
Material	ABS
BT Version	BT 5.3

Standby Time	Approximately 4 months
Applicable System	Video, reading, selfie remote control
Support	For iOS 15.0, for Android 8.0 and above
Battery	Built-in Polymer 30mAh
Color	White

3. PACKAGE CONTENTS

The package includes the following items:

- 1 x Mobile Phone BT Remote
- 1 x Instruction Manual
- 1 x Charging Cable



Image: The Sonew BT Remote Control Page Turner shown alongside its USB charging cable.

4. SETUP AND PAIRING

4.1 Charging the Device

Before first use, ensure the remote control is fully charged. Connect the provided charging cable to the remote's charging port and a suitable USB power source.



Likes, selfies, smart
fingertip remote controls
Can control your
mobile phone with one click
You can adjust the volume,
screen brightness, etc

Image: Close-up view of the Sonew BT Remote Control Page Turner, highlighting the USB-C charging port on the side.

4.2 Bluetooth Pairing

1. Ensure your mobile phone's Bluetooth is enabled.
2. Long press the power button on the remote control to turn it on. The indicator light will flash, indicating it's in pairing mode.
3. On your phone, search for available Bluetooth devices.
4. Select "BT Remote" or a similar name from the list of devices to connect.
5. Once connected, the indicator light on the remote will stop flashing or show a steady light.

5. OPERATING INSTRUCTIONS

The remote control features three main buttons for various functions. The central button is the power/pause button, and the other two buttons control navigation and volume.

The method of use is very simple

You can use this little ring to control your phone with one click, it can help you take pictures, watch videos, and read e books.



Image: Top-down view of the remote, showing the three distinct buttons for control.

5.1 General Controls

- **Long press (Center Button):** Power on/off the device.
- **Click (Center Button):** Pause/Play for media, or trigger the camera shutter for photos.
- **Double click (Center Button):** "Like" function in supported apps.

5.2 Navigation and Volume Controls

The two side buttons are primarily used for navigation and volume adjustments, depending on the application.

Button Action	Function (Left Button)	Function (Right Button)
Click	Turn page up / Scroll up	Turn page down / Scroll down
Double Click	Turn page left	Turn page right
Long Press	Increase volume	Decrease volume

Note: Specific functions may vary slightly depending on the application being used (e.g., video player, e-

reader, camera app).



**Full body photos
or multi person photos,
one button control**

10 meters remote control,
whole body photos or multi
person photo with one button

Image: An individual using the remote control to capture a photo with a smartphone mounted on a selfie stick, demonstrating its use for remote photography.





Image: A person comfortably using the ring-shaped remote to interact with their phone, illustrating its benefit for hands-free operation and comfort.

6. MAINTENANCE

- Keep the device dry. Avoid exposure to moisture or liquids.
- Clean the device with a soft, dry cloth. Do not use abrasive cleaners or solvents.
- Store the device in a cool, dry place when not in use.

- Avoid dropping or subjecting the device to strong impacts.

7. TROUBLESHOOTING

Problem	Solution
Device does not turn on.	Ensure the device is charged. Connect it to a power source using the charging cable.
Cannot pair with phone.	<ul style="list-style-type: none">◦ Make sure the remote is in pairing mode (indicator light flashing).◦ Ensure Bluetooth is enabled on your phone.◦ Move the remote closer to your phone.◦ Restart both the remote and your phone, then try pairing again.
Buttons are not responding.	<ul style="list-style-type: none">◦ Check if the device is connected to your phone via Bluetooth.◦ Ensure the remote is charged.◦ Some functions may not be supported by all applications. Verify app compatibility.◦ Restart the remote and reconnect.
Page turning does not work for horizontal scrolling.	This device is primarily designed for vertical scrolling and page turning (up/down). Horizontal scrolling functionality may not be supported by all applications or the device's default mapping.

8. WARRANTY AND SUPPORT


For warranty information or technical support, please refer to the seller's policy on the purchase platform or contact Sonew customer service directly. Keep your purchase receipt for warranty claims.






Manufacturer: Sonew

Date First Available: May 9, 2023

© 2024 Sonew. All rights reserved.

Related Documents - BT Remote Control Page Turner

	<p>Smart Remote Control Ring: User Manual for Short Video Control & Selfie</p> <p>User manual for the Smart Remote Control Ring (Model: D01), providing instructions for setup, usage, and troubleshooting for short video control and selfies. Covers Bluetooth pairing, button functions, charging, and specific settings for iPhone/iPad and Android devices.</p>
---	--

	<p>Smart Remote Control Ring D01 Pro User Manual</p> <p>User manual for the Smart Remote Control Ring D01 Pro, detailing its features for short video and music control, including setup, operation, and troubleshooting.</p>
	<p>ATUMTEK Wireless Remote Shutter User Manual</p> <p>User manual for the ATUMTEK Wireless Remote Shutter for Phone, detailing product introduction, parameters, Bluetooth connection, usage for taking pictures and videos, battery replacement, and system-specific connection instructions.</p>
	<p>E2 Control Bluetooth Page Turner Quick Guide</p> <p>A quick guide for the E2 Control Bluetooth page turner, detailing its button functions, operation modes for various devices (mobile, tablet, computer), and setup instructions for iOS and other systems. Includes product specifications, warranty information, and FCC compliance details.</p>
	<p>Remote Control Page Turner User Manual - RCPT06</p> <p>User manual for the RCPT06 Remote Control Page Turner, detailing product features, how to use, warnings, and warranty information for e-readers and mobile devices.</p>
	<p>FY01 Remote Control Page Turner User Manual</p> <p>User manual for the FY01 Remote Control Page Turner, a wireless device designed for e-readers, tablets, and mobile phones to facilitate e-book page turning. This guide covers product description, features, setup instructions, warnings, important tips, troubleshooting, warranty, and FCC compliance.</p>