

YI YYS.62121

YI Pro 2K Home Security Camera User Manual

Model: YYS.62121

1. INTRODUCTION

Thank you for choosing the YI Pro 2K Home Security Camera. This manual provides detailed instructions for setting up, operating, and maintaining your camera system. Designed for indoor use, these cameras offer advanced features such as 2K super clear video, smart AI detection for persons, vehicles, and animals, enhanced night vision, two-way audio, and compatibility with Alexa and Google Assistant. Ensure you read this manual thoroughly before use to maximize your security experience.



Image: The YI Pro 2K Home Security Camera system, featuring four compact white cameras with black lenses, designed for indoor monitoring.

2. WHAT'S IN THE BOX

Please check the package contents to ensure all items are present:

- YI Pro 2K Home Security Camera(s)
- Power Adapter(s)
- USB Cable(s)
- Mounting Hardware (if applicable)
- User Manual

3. SETUP GUIDE

Follow these steps to set up your YI Pro 2K Home Security Camera:

1. **Download the YI Home App:** Search for "YI Home" in your smartphone's app store (iOS or Android) and download the application.
2. **Power On the Camera:** Connect the camera to a power outlet using the provided USB cable and power adapter. The camera's indicator light will turn on.
3. **Add Camera to App:** Open the YI Home App, create an account or log in. Tap the "+" icon to add a new device. Follow the on-screen prompts to connect your camera to your 2.4GHz Wi-Fi network. Ensure your Wi-Fi network is 2.4GHz, as the camera does not support 5GHz networks.
4. **Placement:** Position your camera in the desired indoor location. The camera can be placed on a flat surface or mounted to a ceiling or wall using the included mounting hardware. Consider areas that provide a clear view of the space you wish to monitor.
5. **Local Storage (Optional):** For local video storage, insert a Micro SD card (up to 64GB, not included) into the camera's designated slot.




Image: Visual guide illustrating the three main setup steps: downloading the YI Home App, plugging in the camera, and connecting it to your home network.

HOME AND AWAY MODES

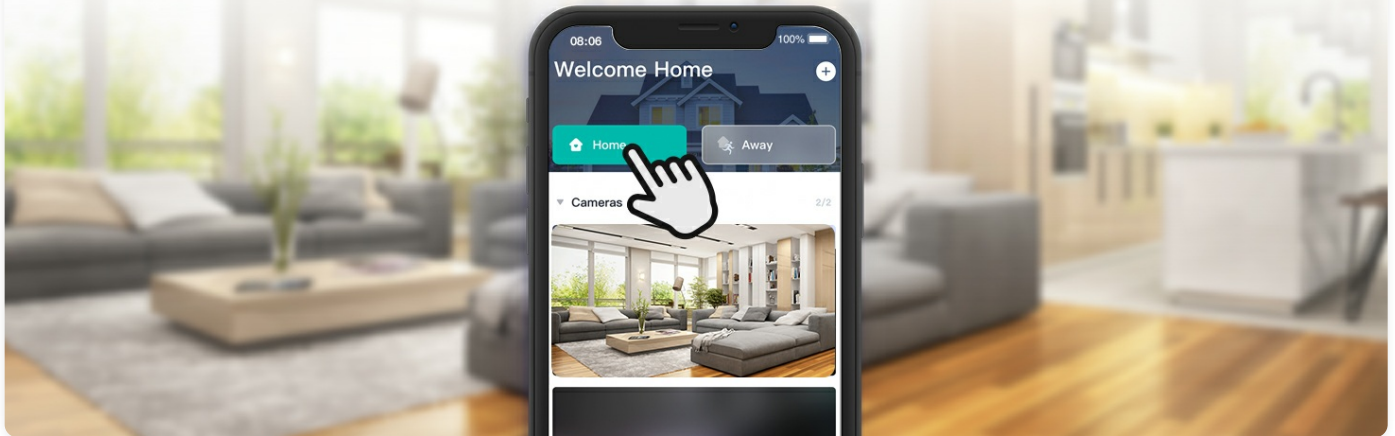


Image: Examples of multiple installation methods for the camera, including wall-mounted, ceiling-mounted, and tabletop placement in different rooms.

4. OPERATING YOUR CAMERA

4.1 Key Features

- **2K Super Clear Video:** Enjoy high-resolution video (2304 x 1296) with upgraded 3 million pixels for clear and detailed monitoring.
- **Smart AI Motion Detection:** The camera can accurately distinguish between persons, vehicles, and animals, reducing false alarms. This feature may require a subscription to YI Cloud storage.
- **Enhanced Night Vision:** Equipped with 940-nm infrared lights, a high-sensitivity image sensor, and an F1.4 large aperture lens, the camera captures clear images even in low-light conditions up to 15 meters.
- **Two-Way Audio:** Communicate with family members or pets through the camera using the built-in microphone and speaker.
- **Secure Cloud Storage:** YI Cloud offers loop-recording, ensuring your footage is secure and accessible even if the camera is damaged or stolen. Subscription may be required for full features.
- **Works with Alexa and Google Assistant:** Control your camera and view live streams using voice commands on compatible smart devices like Echo Show or Google Chrome Cast.

YI HOME 2K PRO FEATURES



2K 2K Resolution



2 Way Audio: Intercom or Hands-free mode



2.4 GHz WiFi



Smart AI Detection



Real-time alerts

Image: A visual summary of the YI Home 2K Pro features, including 2K resolution, 2-way audio, 2.4 GHz WiFi, Smart AI Detection, and Real-time alerts.

ADVANCED AI DETECTION

Person, Vehicle, or Animal accurately and reduce false alarms (Subscription Needed)



Image: Demonstrates the advanced AI detection capabilities, showing the camera's ability to accurately identify persons, vehicles, and animals.

TWO-WAY AUDIO

Communicate with your family and naughty pets!

Hey Max stop
chewing that!



Image: Illustrates the two-way audio feature, showing a dog with a speech bubble indicating communication through the camera.

ENHANCED NIGHT VISION-NON INVASIVE

See clearly up to 15m, no matter how dark it gets.



Image: Depicts the enhanced night vision capability, showing a clear view of a sleeping child in a dark room.

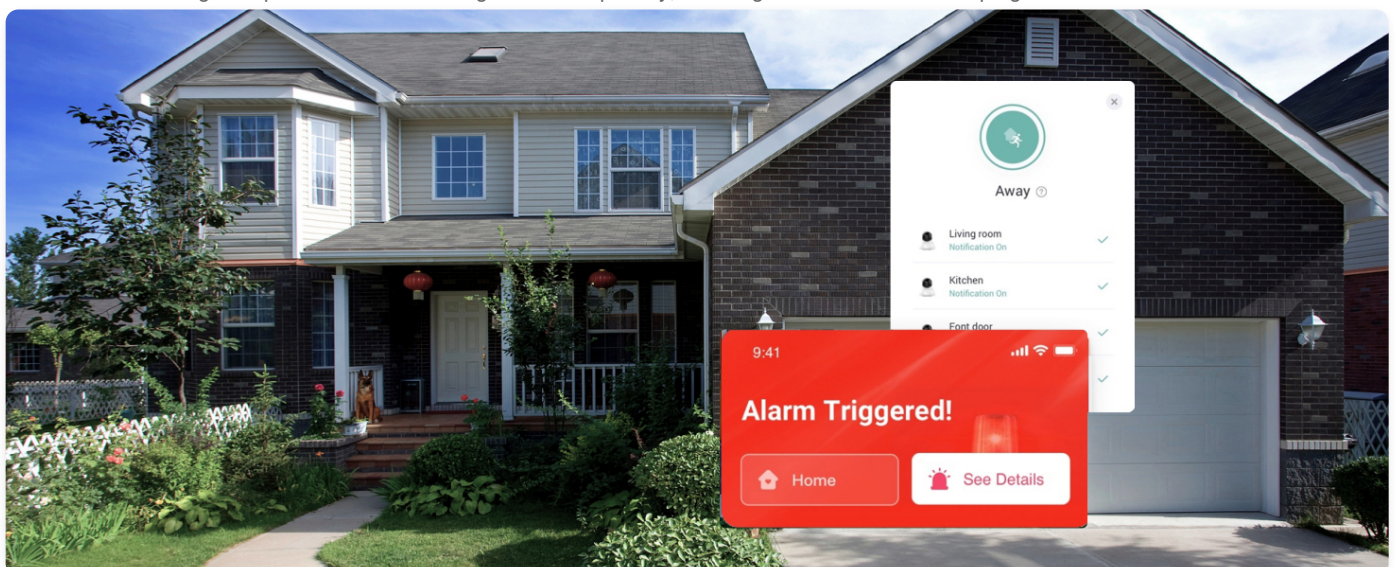


Image: Shows the camera's compatibility with Alexa, featuring a tablet displaying a live camera feed from a kids' room with an Alexa voice command bubble.

4.2 App Modes and Settings

- **Home and Away Modes:** Customize your monitoring preferences based on whether you are home or away. This allows you to receive notifications only for events that concern you.
- **Activity Zones:** Define specific areas within the camera's view for motion detection, reducing unnecessary alerts from irrelevant areas.
- **Notification Settings:** Adjust the sensitivity of motion detection and choose the types of alerts you receive (e.g., person, vehicle, animal detection).

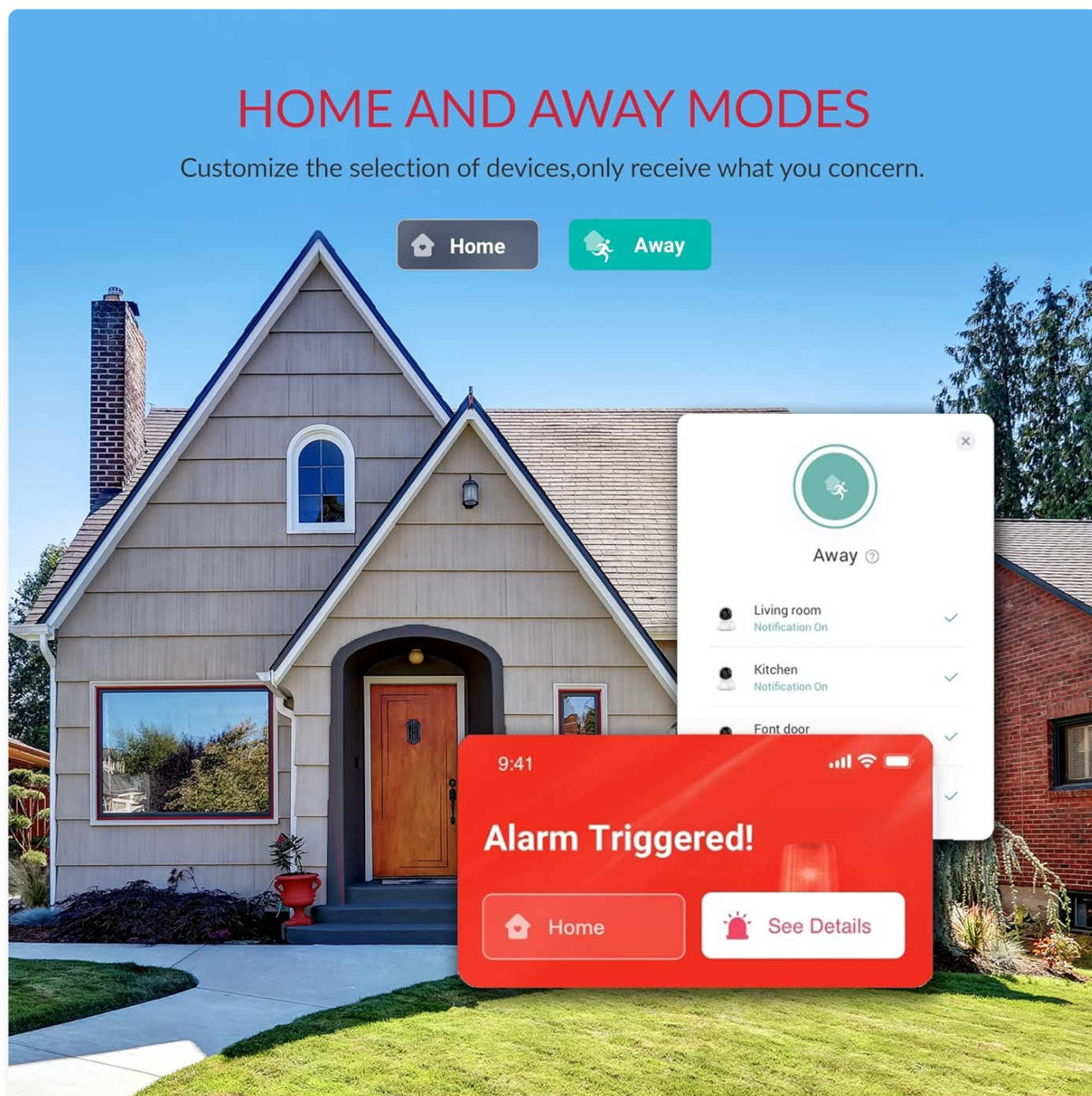


Image: A smartphone screen displaying the Home and Away modes, allowing users to customize device selection and notification preferences.

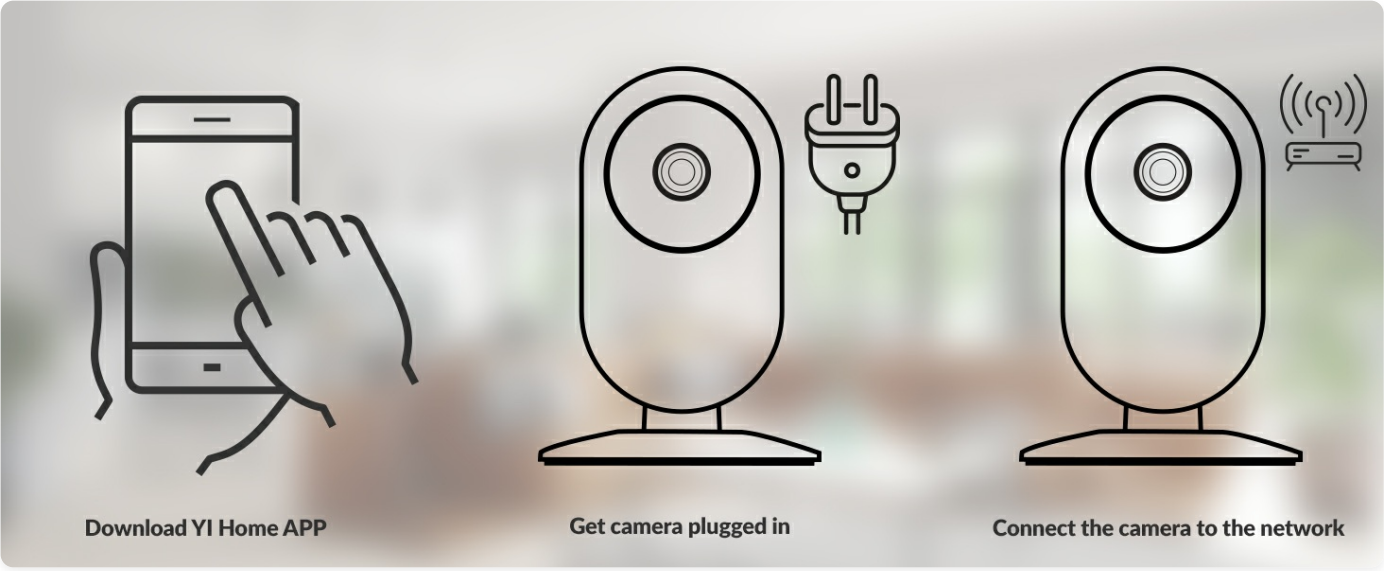


Image: A smartphone screen overlayed on a living room, demonstrating how to set up an activity zone for targeted motion detection.

4.3 Official Product Video

Video: An official product video from YI Technology showcasing the YI 2K Home Security Camera Indoor, highlighting its features and functionality.

5. MAINTENANCE

To ensure optimal performance and longevity of your YI Pro 2K Home Security Camera, follow these maintenance guidelines:

- **Cleaning:** Gently wipe the camera lens and body with a soft, dry, lint-free cloth. Avoid using harsh chemicals, cleaning solvents, or abrasive materials, as they may damage the camera’s surface or lens.
- **Power Supply:** Always use the original power adapter and USB cable provided with the camera. Using unauthorized power sources may damage the device or pose a safety risk.
- **Environmental Conditions:** Keep the camera in a dry environment and avoid exposing it to extreme temperatures, direct sunlight, or high humidity. The camera is designed for indoor use only.
- **Firmware Updates:** Regularly check for and install firmware updates through the YI Home App. Updates often include performance improvements, new features, and security enhancements.

6. TROUBLESHOOTING

If you encounter issues with your YI Pro 2K Home Security Camera, refer to the following common problems and solutions:

Problem	Possible Cause	Solution
Camera offline/Cannot connect to Wi-Fi	Incorrect Wi-Fi password; Camera too far from router; Router is 5GHz only; Network congestion.	Ensure correct 2.4GHz Wi-Fi password. Move camera closer to router. Check router settings for 2.4GHz band. Restart router and camera.
Poor video quality	Insufficient bandwidth; Dirty lens; Low light conditions.	Check internet speed. Clean camera lens with a soft cloth. Ensure adequate lighting or rely on enhanced night vision.
No motion detection alerts	Detection sensitivity too low; Activity zone not set correctly; App notifications disabled.	Adjust detection sensitivity in the app. Verify activity zone settings. Enable notifications for the YI Home App in your phone settings.

Problem	Possible Cause	Solution
Two-way audio not working	Microphone/speaker blocked; App permissions not granted.	Ensure nothing is obstructing the microphone or speaker. Grant microphone permissions to the YI Home App in your phone settings.

7. SPECIFICATIONS

Detailed technical specifications for the YI Pro 2K Home Security Camera:

Feature	Detail
Model Number	YYS.62121
Video Capture Resolution	2K (2304 x 1296)
Connectivity Technology	2.4GHz Wi-Fi
Indoor/Outdoor Usage	Indoor
Number of Channels	4
Controller Type	Google Assistant, Amazon Alexa
Mounting Type	Ceiling Mount
Form Factor	Dome
Frame Rate	20fps
Product Dimensions	5.5 x 2 x 3 inches
Item Weight	2.5 pounds
Batteries Required?	No
Recommended Uses For Product	Indoor Security

8. WARRANTY AND SUPPORT

YI Technology products are designed for reliability and performance. For information regarding warranty coverage, please refer to the warranty card included with your product or visit the official YI Technology website.

If you require technical assistance, have questions about product features, or need to report an issue, please contact YI Technology customer support. Contact details can typically be found on the official website or within the YI Home App's help section.