Saved from manuals.plus.
Open the live page for links to other documents and user manuals.

Inkbird IBS-TH3-PLUS

INKBIRD IBS-TH3-PLUS WiFi Thermometer Hygrometer Monitor User Manual

Model: IBS-TH3-PLUS

1. Introduction

Thank you for choosing the INKBIRD IBS-TH3-PLUS WiFi Thermometer Hygrometer Monitor. This device provides accurate real-time temperature and humidity readings, accessible via its LCD display and a dedicated smartphone application. With its WiFi connectivity, you can monitor environmental conditions remotely, receive alerts, and track historical data, making it ideal for various indoor environments such as bedrooms, greenhouses, and wine cellars.

2. Product Overview

2.1 Device Components

The IBS-TH3-PLUS features a compact design with multiple placement options and a clear LCD display.



Figure 1: Front and back view of the IBS-TH3-PLUS with key components labeled. This includes the USB charging port, power switch, WiFi button, foldable stand, hanging hole, and various display elements.

2.2 LCD Display Information

The LCD screen provides essential information at a glance:

- **Current Temperature:** Displays the real-time temperature.
- **Current Humidity:** Shows the real-time relative humidity.
- **WiFi Icon:** Indicates WiFi connection status.
- **Battery Level:** Shows the remaining battery charge.
- **Comfort Level Emoticon:** A visual indicator of the current comfort level based on temperature and humidity.



Figure 2: The device's LCD display showing current temperature (78.0°F), humidity (47%), WiFi status, battery level, and a happy emoticon indicating a comfortable environment.

3. Setup

3.1 Package Contents

Ensure all items are present in the package:

- IBS-TH3-PLUS Device
- USB Charging Cable
- User Manual



Figure 3: The IBS-TH3-PLUS device and its retail packaging.

3.2 Powering On the Device

The IBS-TH3-PLUS has a built-in 500mAh rechargeable battery. Before first use, ensure the device is fully charged using the provided USB cable. Locate the power switch on the back of the device and slide it to the 'ON' position.

3.3 App Installation

Download the 'INKBIRD' app from the App Store (iOS) or Google Play Store (Android). Alternatively, scan the QR code provided in the quick start guide or on the product packaging.

3.4 Device Pairing (WiFi Connection)

The IBS-TH3-PLUS connects directly to your smartphone via a 2.4GHz WiFi network. A separate WiFi gateway is not required.

1. Ensure your smartphone's Bluetooth and positioning services are enabled.
2. Open the INKBIRD app and tap the '+' icon to add a new device.
3. Select 'IBS-TH3-PLUS' from the device list.
4. Follow the on-screen instructions to connect the device to your 2.4GHz WiFi network. You may need to press and hold the WiFi button on the device for 5-10 seconds to enter pairing mode (indicator light will flash).

5. Once successfully paired, the WiFi icon on the device's LCD will become solid.



Figure 4: Visual guide for connecting the IBS-TH3-PLUS to the INKBIRD app and your home WiFi network.

3.5 Device Placement

The IBS-TH3-PLUS offers versatile placement options:

- **Foldable Stand:** Use the integrated stand to place the device on any flat surface.
- **Magnetic Back:** Attach the device to metallic surfaces using its magnetic back.
- **Hanging Hole:** Mount the device on a wall using a screw or hook through the designated hanging hole.



Figure 5: Illustration of the three convenient placement methods for the IBS-TH3-PLUS.

4. Operating the Device

4.1 Remote Monitoring via App

Once connected to WiFi, you can view real-time temperature and humidity data from anywhere using the INKBIRD app on your smartphone.



Figure 6: Remote monitoring of temperature and humidity data through the INKBIRD app.

4.2 Comfort Level Emoticons

The device displays emoticons on its LCD to indicate the comfort level based on the detected temperature and humidity. You can customize the comfort ranges within the INKBIRD app to suit your preferences.



Figure 7: Explanation of comfort level emoticons and their corresponding temperature/humidity ranges.

4.3 Data Storage and Export

The INKBIRD app stores up to 1 year of temperature and humidity history. You can view this data through graphs within the app and export it to your computer for further analysis.



Figure 8: Historical data graphs and export function available in the INKBIRD app.

4.4 Notification Alerts

Set custom temperature and humidity ranges in the app. If readings exceed or fall below these set points, you will receive instant push notifications on your smartphone.



Figure 9: Example of an app notification alert for temperature and humidity.

4.5 Voice Control with Alexa

The IBS-TH3-PLUS supports integration with Amazon Alexa. You can ask Alexa for current temperature and humidity readings by voice commands.



Figure 10: Voice control functionality with Amazon Alexa.

5. Maintenance

5.1 Battery Management

The device is equipped with a 500mAh rechargeable Lithium-Ion battery. Battery life varies depending on the data logging interval:

Ambient Temperature	Recording Time Interval	Battery Life (Approx.)
25°C / 77°F	120 minutes	1 year
25°C / 77°F	60 minutes	6 months
25°C / 77°F	30 minutes	3 months
25°C / 77°F	10 minutes	1 month

To maximize battery life, select a larger recording interval in the app. Low temperatures can also drain the battery faster.



Figure 11: Battery life estimates based on usage settings.

5.2 Cleaning

Wipe the device with a soft, dry cloth. Do not use abrasive cleaners or immerse the device in water.

6. Troubleshooting

- **Device not connecting to WiFi:**
  - Ensure your WiFi network is 2.4GHz. The device does not support 5GHz networks.
  - Verify the WiFi password is correct.
  - Place the device closer to your WiFi router during setup.
  - Restart the device and try the pairing process again.
- **Inaccurate readings:**
  - Ensure the device is not placed near heat sources, direct sunlight, or areas with high airflow.
  - Allow the device to stabilize for at least 30 minutes after placement.
  - The device uses a precise Swiss sensor, ensuring high accuracy. If you suspect a significant discrepancy, contact customer support.
- **Battery draining quickly:**
  - Check the data recording interval in the app. Shorter intervals (e.g., 10 minutes) consume more power. Adjust to a longer interval (e.g., 60 or 120 minutes) to extend battery life.
  - Operating in very low temperatures can reduce battery performance.

7. Specifications

Feature	Detail
Model	IBS-TH3-PLUS
Brand	Inkbird
Connectivity	2.4GHz WiFi
Temperature Accuracy	±0.3℃ / ±0.5℉
Humidity Accuracy	±3%RH
Operating Humidity	0-99% RH
Upper Temperature Rating	122 Degrees Fahrenheit
Battery Type	500mAh Lithium-Ion (Rechargeable)
Voltage	5 Volts
Mounting Type	Wall Mount, Magnetic, Foldable Stand
Dimensions	12.4 x 9 x 5.4 cm
Weight	180 g
Country of Origin	China
UPC	860189895114

8. Warranty and Support

8.1 Product Warranty

The INKBIRD IBS-TH3-PLUS comes with a 12-month warranty from the date of purchase, covering manufacturing defects. Please retain your proof of purchase for warranty claims.

8.2 Customer Support

For technical assistance, troubleshooting, or warranty inquiries, please contact INKBIRD customer support:

- **Manufacturer:** Inkbird
- **Place of Business:** SHENZHENSHI LERWAY TECHNOLOGY CO., LTD China 518000 Guangdong Shenzhen Floor 2nd West, Building 713, Peng Ji Industrial Zone, Luohu District
- **Phone:** +860755-22743212
- **Website:** Visit the Inkbird Store on Amazon

Ask a question about this manual

Ask about setup, troubleshooting, compatibility, parts, safety, or missing instructions. Manuals+ will review the question and use this page's manual context to help answer it.

Name

Anonymous

Email

you@example.com

After a successful submission, we securely hash the supplied account or form email before sending it to Microsoft Advertising for conversion attribution. Privacy details.

Question

Example: How do I reset this device or fix this error?

Details

Model number, symptoms, what you tried, or the section of the manual you are using.

Submit question

Open the live page

https://manuals.plus/asin/B0C1Z76H5J

More documents and user manuals: **https://manuals.plus/**