

Winco EMW-2100BT

Winco Commercial-Grade Microwave EMW-2100BT User Manual

Model: EMW-2100BT | Brand: Winco

1. INTRODUCTION

This manual provides essential instructions for the safe and efficient operation, installation, and maintenance of your Winco EMW-2100BT Commercial-Grade Microwave. Designed for commercial foodservice environments, this microwave offers robust performance and durability. Please read this manual thoroughly before operating the appliance and retain it for future reference.

Key Features:

- **Capacity:** 1.2 Cubic Feet, accommodating up to a 14-inch platter.
- **Power Output:** 2,100 Watts for rapid cooking.
- **Construction:** Easy-clean stainless steel exterior and interior.
- **Control:** Intuitive touch controls with digital display.
- **Power Levels:** 5 distinct power levels for versatile cooking.
- **Programming:** 10 preset cooking programs, with storage for up to 100 customized programs.
- **Quantity Function:** 2x quantity button for automatic adjustment of cooking times for multiple portions.



Figure 1: Front view of the Winco EMW-2100BT Commercial-Grade Microwave.

2. SAFETY INFORMATION

To prevent potential hazards and ensure safe operation, always adhere to the following safety guidelines:

- **Electrical Safety:** Ensure the microwave is connected to a properly grounded 120V electrical outlet with adequate wattage capacity (2100W). Do not use extension cords.
- **Placement:** Place the microwave on a stable, level surface. Ensure sufficient clearance around the unit for proper ventilation (minimum 4 inches on sides and back, 12 inches above). Do not block ventilation openings.
- **Supervision:** Never leave the microwave unattended during operation, especially when heating liquids or foods that can boil over.
- **Materials:** Do not place metal, aluminum foil, or metal-trimmed dishes inside the microwave, as this can cause arcing and damage the unit. Use only microwave-safe cookware.
- **Sealed Containers:** Do not heat sealed containers, including baby bottles with tight caps, as pressure buildup can cause them to explode.
- **Flammable Materials:** Keep flammable materials away from the microwave.
- **Door Seal:** Regularly inspect the door seals and latch for any damage. Do not operate the microwave if the door is damaged or does not close properly.
- **Children:** This appliance is not intended for use by children without supervision.

3. SETUP

Unpacking:

1. Carefully remove the microwave from its packaging.
2. Remove all packing materials, including any protective film or tape from the exterior and interior.
3. Inspect the microwave for any signs of damage. If damaged, do not operate and contact your supplier.

Placement:

- Place the microwave on a sturdy, level countertop or surface capable of supporting its weight (approximately 75.6 pounds).
- Ensure adequate ventilation by maintaining a minimum of 4 inches of clear space on the sides and back, and 12 inches above the unit. Do not place the microwave in an enclosed cabinet.
- Avoid placing the microwave near heat sources, water, or in direct sunlight.

Electrical Connection:

- Plug the microwave into a dedicated 120V, 60Hz, grounded electrical outlet. The microwave requires 2100 watts of power.
- Do not use adapters or extension cords.



Figure 2: Rear view illustrating ventilation requirements and power cord connection.

4. OPERATING INSTRUCTIONS

The Winco EMW-2100BT features an intuitive touch control panel for easy operation.

Control Panel Overview:



Figure 3: Detailed view of the touch control panel.

- **Digital Display:** Shows cooking time, power level, and program selections.
- **Power Level Buttons:**
 - **HOLD (0%):** For holding food at temperature.
 - **DEFROST (20%):** Low power for thawing.
 - **MEDIUM (50%):** Medium power for general cooking.
 - **MED/HI (70%):** Medium-high power.
 - **HIGH (100%):** Full power for rapid heating.
- **Time Entry Buttons (0-9):** Used to input specific cooking times.
- **Preset Time Buttons:** Dedicated buttons for common cooking durations (e.g., :10, :20, :30, :45, 1:00, 1:30, 2:00, 2:30, 3:00, 3:30).

- **X2 Quantity Button:** Doubles the cooking time for programs.
- **RESET/STOP Button:** Stops cooking, clears settings, or cancels a program.
- **START Button:** Begins the cooking cycle.

Basic Operation:

1. Place food in a microwave-safe container inside the oven. Close the door securely.
2. **Select Power Level:** Press the desired power level button (e.g., HIGH, MEDIUM). If no power level is selected, the microwave defaults to HIGH (100%).
3. **Enter Cooking Time:** Use the number buttons (0-9) to enter the desired cooking time, or press one of the preset time buttons (e.g., 1:00 for one minute).
4. **Start Cooking:** Press the **START** button. The microwave will begin cooking, and the display will count down the time.
5. To stop cooking at any time, press the **RESET/STOP** button.

Using Preset Programs:

The microwave comes with 10 factory preset programs and allows for storing up to 100 customized programs.

1. Place food in the microwave.
2. Press the number button corresponding to the desired preset program (e.g., 1 for program 1).
3. Press the **START** button.

Custom Program Storage:

Refer to the full programming guide for detailed steps on storing custom programs. Generally, this involves:

1. Entering a program number.
2. Setting the power level and cooking time.
3. Saving the settings to the chosen program number.

Using the 2x Quantity Button:

This feature automatically adjusts the cooking time for two portions when using a stored program.

1. Place two portions of food in the microwave.
2. Select the desired preset or custom program number.
3. Press the **X2** button. The display will show the adjusted time.
4. Press the **START** button.



Figure 4: Interior view of the microwave, showing the cooking cavity.

5. MAINTENANCE

Regular cleaning and maintenance will ensure the longevity and optimal performance of your microwave.

Cleaning the Interior:

- After each use, wipe the interior with a damp cloth to remove food splatters.
- For stubborn stains, use a mild, non-abrasive detergent. Avoid harsh chemicals or abrasive scrubbers that can damage the stainless steel surface.
- Ensure the interior is dry before closing the door.

Cleaning the Exterior:

- Wipe the exterior surfaces with a soft, damp cloth.
- For stainless steel surfaces, use a specialized stainless steel cleaner to maintain its finish.
- Do not spray cleaners directly onto the control panel. Apply cleaner to a cloth first, then wipe.

Door Seal Care:

- Regularly inspect the door seals for food debris or damage. Clean with a damp cloth.
- A clean and intact door seal is crucial for safe and efficient operation.

Ventilation:

- Ensure that the ventilation openings on the microwave are not blocked by dust or debris. Clean as needed.



Figure 5: Bottom view, highlighting the ventilation grilles.

6. TROUBLESHOOTING

If you encounter issues with your microwave, refer to the following common problems and solutions:

Problem	Possible Cause	Solution
---------	----------------	----------

Problem	Possible Cause	Solution
Microwave does not start	Door not closed properly Power cord unplugged Circuit breaker tripped	Ensure door is securely latched Check power cord connection Reset circuit breaker
No heat or insufficient heating	Incorrect power level selected Food not microwave-safe Ventilation blocked	Verify power level setting Use appropriate cookware Ensure proper clearance around unit
Display not working	Power interruption Internal fault	Unplug and replug the unit after 1 minute Contact customer support if issue persists
Unusual noise during operation	Loose internal component Food container vibrating	Ensure food container is stable If noise persists, contact customer support
Arcing or sparking inside	Metal objects inside Damaged interior surface	Immediately stop operation and remove any metal Contact customer support for inspection

If the problem persists after attempting these solutions, please contact Winco customer support.

7. SPECIFICATIONS

Feature	Specification
Model Number	EMW-2100BT
Capacity	1.2 Cubic Feet
Power Output	2100 Watts
Voltage	120 Volts
Frequency	60 Hz
Material	Stainless Steel (Interior & Exterior)
Product Dimensions (D x W x H)	20.75" x 22.63" x 14.5"
Item Weight	75.6 Pounds
Installation Type	Countertop
Special Feature	Programmable Touch Controls

8. WARRANTY INFORMATION

Winco products are manufactured to high-quality standards. Specific warranty details, including duration and coverage, are typically provided with the product packaging or can be obtained directly from Winco customer service. Please retain your proof of purchase for warranty claims.




9. SUPPORT




For technical assistance, parts, or service inquiries, please contact Winco customer support. Contact information can typically be found on the manufacturer's website or on the product packaging.

Winco Official Website: www.wincous.com

© 2023 Winco. All rights reserved. Information subject to change without notice.

Related Documents - EMW-2100BT

	<p>WINCO W6010DE/J Generator Parts List and Diagrams</p> <p>Comprehensive parts list and assembly diagrams for the WINCO W6010DE/J portable generator. Includes detailed breakdowns of the engine, generator end, cradle assembly, fuel system, electrical receptacles, and decals, with part numbers and quantities.</p>
	<p>Winco RC-P301 Commercial Electric Rice Cooker: Operating Instruction Manual</p> <p>Comprehensive operating instructions, safety guidelines, preparation, operation, cleaning, troubleshooting, parts list, electrical diagram, and limited warranty information for the Winco RC-P301 Commercial Electric Rice Cooker. Learn how to safely use, clean, and maintain your appliance.</p>
	<p>Winco Spectrum Electric Drop-In Commercial Induction Cooker: Installation and Operation Manual</p> <p>Comprehensive guide for installing, operating, and maintaining the Winco Spectrum Electric Drop-In Commercial Induction Cooker (models EIDS-18, EIDS-18C, EIDS-34). Includes safety precautions, troubleshooting, and warranty information.</p>

	<p>Winco 18" Pizza/Pretzel Warmer Model 51018 - Operating Manual and Specifications</p> <p>Comprehensive operating manual, safety instructions, parts list, and wiring diagram for the Winco 18" Pizza/Pretzel Warmer, Model 51018. Learn how to safely operate, maintain, and assemble your commercial food warmer.</p>
	<p>Bar Maid Commercial Electric Glass Polisher GP-100 & GP-3MINI Operating Manual</p> <p>Operating instructions and safety precautions for Bar Maid Commercial Electric Glass Polishers, models GP-100 and GP-3MINI by WINCO. Includes installation, operation, cleaning, maintenance, and troubleshooting. Covers specifications, unpacking, safety, preparation, and service.</p>
	<p>Winco Hot Dog Roller Grill User Manual and Operating Instructions</p> <p>This document provides essential safety, operating, and cleaning instructions for the Winco Hot Dog Roller Grill models 62010, 62020, and 62030. It also includes a wiring diagram and a comprehensive parts list.</p>

Documents - Winco – EMW-2100BT



[\[pdf\]](#) User Manual Instructions Dimension Guide

MICROWAVE WITH TOUCH CONTROLS Installation and Operating Instruction Manual oven into Ready Mode press 3 key for 5 seconds to enter service mode

2e6916db109f2c10c095f5133fa545b4335b786406f08ac587d5a23cc0593631 media chefsdeal |||

HEAVY DUTY COMMERCIAL MICROWAVE WITH TOUCH CONTROLS Installation and Operating Instruction Manual Visit www.wincous.com for manuals in English Spanish Visite www.wincous.com para ver manuales en ingls y espaol. Form No. EMW-1800AT **EMW-2100BT** Manual - 03/21 For California Customers WARNING: Can...

lang:en score:46 filesize: 1.81 M page_count: 20 document date: 2021-03-19



[\[pdf\]](#) User Manual Dimension Guide Catalog

Catalog Winco EMW 2100BT 2100w Commercial Microwave w Touch Pad 208 230v 1ph Plant Based Pros Restaurant And More Wholesale Supplies Foodservice Equipment 080 EMW2100BT catalog restaurantandmore 2022 05 |||

C O U N T E R T O P E q u i p m e n t T M Stainless Steel MicrowaveS EMW-1800AT **EMW-2100BT** EMW-1000ST EMW-1000SD 410 New Item The Winco commercial microwaves provide consistent results with frequent and repeated use, essential for quick-serve restaurants, concession stands, prep stations, and more. Att...

lang:en score:41 filesize: 298.89 K page_count: 1 document date: 2022-03-07



[\[pdf\]](#) User Manual Instructions Dimension Guide

Product ManualWinco EMW 1800AT Spectrum Commercial Touchpad Microwave with Filter — Phoenix Food EquipmentWinco 2100AT Manualcdn shopify s files 1 0451 2209 3217 Winco Manual v 1633184454 |||

HEAVY DUTY COMMERCIAL MICROWAVE WITH TOUCH CONTROLS Installation and Operating Instruction Manual Visit www.wincous.com for manuals in English Spanish Visite www.wincous.com para ver manuales en ingls y espaol. Form No. EMW-1800AT **EMW-2100BT** Manual - 09/21 For California Customers WARNING: Can...

lang:en **score:38** filesize: 1.73 M page_count: 20 document date: 2021-10-02

[\[pdf\]](#) User Manual Quick Start Guide Specifications Warranty Accessories

Specification SheetWinco EMW 1800AT Spectrum Commercial Touchpad Microwave with Filter —

Phoenix Food EquipmentWinco 2100ATcdn shopify s files 1 0451 2209 3217 Winco 2100AT v 1633184454 Heavy Duty Microwaves Touch ControlsSpecification SheetModels 2100BT commercial microwaves that are designed to meet the needs of high volume foodservice operations These stackable Winco 2100ATmcdonaldpaper media srsltid AfrmBOoQXtP3kNn h pblilQsge1H49XTePs78 jcRADVkJcNICpibncdn ||| ||| Project Item # Quantity Heavy Duty Commercial Microwaves with Touch Controls Models: EMW-1800AT EMW-2100BT Heavy Duty commercial microwaves that are designed to meet the needs of high-volume foodservice operations. These stackable and power Project Item # Quantity Heavy Duty Commercial Microwaves with Touch Controls Models: EMW-1800AT **EMW-2100BT** Heavy Duty commercial microwaves that are designed to meet the needs of high-volume foodservice operations. These stackable and powerful microwaves are essential for Chain Restaurants, Healt...

lang:en **score:38** filesize: 389.63 K page_count: 2 document date: 2021-09-13



[Winco Spectrum EMW-1800AT & EMW-2100BT Heavy Duty Commercial Microwave Installation & Operation Manual](#)

Comprehensive installation and operating instruction manual for Winco Spectrum EMW-1800AT and EMW-2100BT heavy-duty commercial microwaves. Covers safety precautions, setup, usage, cleaning, troubleshooting, and warranty information.

lang:en **score:37** filesize: 1.8 M page_count: 20 document date: 2021-09-13




[pdf] User Manual Specifications Dimension Guide Catalog

Winco Catalog 2024 ACityDiscountAttractive fully stainless steel interior and exterior units are reliable sturdy easy to clean ELECTRIC DIAL CONTROL MICROWAVE EMW 1000ST 1800ATWinco 1000SDpics acitydiscount specs 1000SD 1000w Spectrum™ Commercial Microwave w Dial Control 120vWinco 1000SD080 EMW1000SD catalogpics 1000SDres katom products 080 catalog ||| ||| COUNTERTOP EQUIPMENT TM STAINLESS STEEL MICROWAVES EMW-1800AT EMW-2100BT EMW-1000ST EMW-1000SD 442 New Item The Winco commercial microwaves provide consistent results with frequent and repeated use, essential for quick-serve restaurants, co COUNTERTOP EQUIPMENT TM STAINLESS STEEL MICROWAVES EMW-1800AT **EMW-2100BT** EMW-1000ST EMW-1000SD 442 New Item The Winco commercial microwaves provide consistent results with frequent and repeated use, essential for quick-serve restaurants, concession stands, prep stations, and more. Attractive, full... lang:en score:36 filesize: 246.31 K page_count: 1 document date: 2024-09-09



[pdf] User Manual Dimension Guide Declaration of Conformity Catalog

Winco Catalog 2024 3 days ago — ♦ Manual time and power option plus 2X quantity button for multiple portions 10 pre programmed cooking options storing up to 100 programs il y a jours 8c16f60856aea4c4c864c9f5fcd6 d163axztg8am2h cloudfront net static doc cb 31 EMW 1000SD Spectrum Commercial Microwave 9 Cubic Feet Oven Capacity ||| COUNTERTOP EQUIPMENT TM STAINLESS STEEL MICROWAVES EMW-1800AT **EMW-2100BT** EMW-1000ST EMW-1000SD 442 New Item The Winco commercial microwaves provide consistent results with frequent and repeated use, essential for quick-serve restaurants, concession stands, prep stations, and more. Attractive, full... lang:en score:35 filesize: 246.3 K page_count: 1 document date: 2024-09-09



[pdf] User Manual

CON CONTROLES TÁCTILES Spectrum EMW 1800AT 2100BT MANUAL ES 2021 winco03 ||| MICROONDAS DE USO COMERCIAL INTENSIVO CON CONTROLES TCTILES Manual de instrucciones e instalacin Formulario Nro. Manual de EMW-1800AT y **EMW-2100BT** - 09/21 Para los clientes de California ADVERTENCIA: Cncer y daos reproductivos - www.P65Warnings.ca.gov Modelo EMW-1800AT **EMW-2100BT** Voltaje 208/230... lang:es score:33 filesize: 1.82 M page_count: 20 document date: 2021-09-13



[\[pdf\]](#) User Manual Specifications Warranty Accessories

Heavy Duty Commercial Microwaves with Touch Controls Microwave model EMW 1800AT shall be rated at 1800 Watts and 2100BT 2100 output with Winco Spectrum pics acitydiscount specs |||

Project Item # Quantity Heavy Duty Commercial Microwaves with Touch Controls Models: EMW-1800AT **EMW-2100BT** Heavy Duty commercial microwaves that are designed to meet the needs of high-volume foodservice operations. These stackable and powerful microwaves are essential for Chain Restaurants, Healt...

lang:en score:32 filesize: 392.99 K page_count: 2 document date: 2024-09-10



[\[pdf\]](#) User Manual Instructions Dimension Guide Warranty

MICROWAVE WITH TOUCH CONTROLS3 Product is installed in a prison or any correctional facility Limited Warranty continued Page 20 Models EMW 1800AT and 2100BT wincousWIN MANdoclinks aqnet Winco WIN MAN |||

HEAVY DUTY COMMERCIAL MICROWAVE WITH TOUCH CONTROLS Installation and Operating Instruction Manual Visit www.wincous.com for manuals in English Spanish Visite www.wincous.com para ver manuales en ingls y espaol. Form No. EMW-1800AT **EMW-2100BT** Manual - 03/21 For California Customers WARNING: Can...

lang:en score:29 filesize: 1.81 M page_count: 20 document date: 2021-03-19



[\[pdf\]](#) User Manual Warranty Accessories

9eb6a4cfeba3fe41f6bb7417f515bc6145763c863a8b2bd550dcc05b7d8dd772 media chefsdeal |||

Project Item # Quantity Heavy Duty Commercial Microwaves with Touch Controls Models: EMW-1800AT **EMW-2100BT** Heavy Duty commercial microwaves that are designed to meet the needs of high-volume foodservice operations. These stackable and powerful microwaves are essential for Chain Restaurants, Healt...

lang:en score:27 filesize: 393.25 K page_count: 2 document date: 2021-07-19



[\[pdf\]](#) Accessories Catalog

Winco for the Right Price at Time 2021 Catalog Front of House Dining Service Flatware Steak Knives

46 18 8 2021WincoCat 01 16 NEW wincos 03

FRONT OF HOUSE Dining Service KITCHEN Prep Cook EQUIPMENT Cook Merchandise BACK OF HOUSE Clean ... M-I P.371 P.371 SPECTRUM™ CONVEYOR TOASTER ECT-300 SPECTRUM™ COMMERCIAL MICROWAVES EMW-1800AT **EMW-2100BT** SPECTRUM™ ELECTRIC GRIDDLE EGD-16M P.411 AVAILABLE JUNE 2021 AVAILABLE JUNE 2021 Co...

lang:en score:25 filesize: 3.3 M page_count: 16 document date: 2021-03-03



[\[pdf\]](#) Catalog

2021 New Products Catalogs Winco 2021Winco NewProductsCat APR2021 wincos 03 |||

2021 NEW PRODUCTS April 2021 Made to Deliver A Leading ONE SOURCE Foodservice Supplier DINI ... 2100W, 10A plug NEMA 6-20P ship weight 75.6 lbs 34.3 kgs ITEM DESCRIPTION EMW-1800AT 1800 W **EMW-2100BT** 2100 W UOM CASE Set 1 Set 1 AVAILABLE JUNE 2021 EMW-1800AT **EMW-2100BT** COUNTERTOP E...

lang:en score:24 filesize: 5.25 M page_count: 20 document date: 2021-03-29



[\[pdf\]](#) Accessories Catalog

Winco CONTENTS 2 2022 Catalog Front of House Dining Service 11 Dinnerware 12 33

Ardesia™ Porcelain Melamine Slate Classic Chef Jackets Shirts Pants Multiple Fits Sizes 4 mars — A

A leading ONE SOURCE supplier for tabletop smallwares and light equipment serving the U S International markets 2022WincoCat 01 10 NEW 02 |||

FRONT OF HOUSE Dining Service KITCHEN Prep Cook EQUIPMENT Cook Merchandise BACK OF HOUSE Clean ... on Equipment and Supplies SPECTRUM™ CONVEYOR TOASTER SPECTRUM™ COMMERCIAL MICROWAVES EMW-1800AT **EMW-2100BT** 120 volts ECT-300 AVAILABLE JUNE 2022 Large 1.2 cu.ft. capacity P.373 5 power levels,...

lang:en score:24 filesize: 2.22 M page_count: 10 document date: 2022-02-28



[\[pdf\]](#) Guide

Winco FoodTruck 24pg 2022 03 wincous |||

Bu rge r Frie s Taco Gr il l ed C h e e s e BBQ F al afel Lo b st er Coffe e / Te a I ce Cre a ... TOPS NGHP-4 NGHP-6 NGCB-24R CHARBROILERS NGCB-36R NGCB-48R EMW-1000ST MICROWAVES EMW-1800AT **EMW-2100BT** CONVEYOR TOASTERS MELT DISPENSE FRYERS ECT-700 ECT-300 21011 EFS-16 EFT-32 DESCRIPTI...

lang:en score:22 filesize: 4.42 M page_count: 24 document date: 2022-03-15



[\[pdf\]](#) Accessories Catalog

2023WincoCat 01 12 NEW wincous 2023 03 |||

CONTENTS 2023 Catalog Front of House Dining Service 13 Dinnerware 14-35 Ardesia™ Porcelain ... revents moisture loss and recovers temperature quickly SPECTRUM™ COMMERCIAL MICROWAVES EMW-1800AT **EMW-2100BT** Rotating motor ready to accept optional round tiered rack sold separately Clearview O...

lang:en score:21 filesize: 2.54 M page_count: 12 document date: 2023-03-31



[\[pdf\]](#) Guide Borchure

Winco Food Truck Brochure Total Tabletop Plus At we provide the equipment and supplies to get your mobile kitchen on road success keep profits rolling in Mobility Flexibility Page 3 2024 totaltabletopplus ||| Food equipment and supplies for food truck kitchens Prep Cook Hold At Winco we provide the equipmen ... TOPS NGHP-4 NGHP-6 NGCB-24R CHARBROILERS NGCB-36R NGCB-48R EMW-1000ST MICROWAVES EMW-1800AT **EMW-2100BT** CONVEYOR TOASTERS MELT DISPENSE FRYERS ECT-700 ECT-300 21011 EFS-16 EFT-32 DESCRIPTI...

lang:en score:20 filesize: 21.43 M page_count: 24 document date: 2024-04-29



[\[pdf\]](#) Warranty Borchure Catalog

Winco Commercial Equipment Brochure Equipment Catalogs WIN EQUIP NP 36pgBrochure 2023 11 v 1714421306 cdn shopify s files 1 0705 4268 8541 |||

Commercial Equipment We have the tools, you make the magic HASSLE FREE Warranty and Service WINCO ... ATURES PRODUCT DIMS L X D X H mm POWER / PLUG SHIPPING CARTON L X D X H mm EMW-1800AT **EMW-2100BT** 1800 W 2100 W Stainless steel with glass door and lighted interior provides visibility... lang:en score:15 filesize: 6.1 M page_count: 36 document date: 2024-04-29



[\[pdf\]](#) Dimension Guide Warranty Catalog

Countertop Equipment Catalogs Winco 2025WincoCatalog NP 22 v 1738384977 cdn shopify s files 1 0705 4268 8541 |||

EQUIPMENT Clean, Prep, Cook, Hold Merchandise www.wincous.com CLEANING POLISHING EQUIPMENT GL ... ash Carry / Retail Packaging 447 COUNTERTOP EQUIPMENT TM STAINLESS STEEL MICROWAVES EMW-1800AT **EMW-2100BT** EMW-1000ST EMW-1000SD 448 New Item The Winco commercial microwaves provide consistent re...

lang:en score:15 filesize: 12.08 M page_count: 69 document date: 2025-02-01



[\[pdf\]](#) Dimension Guide Warranty Catalog

Winco Catalog 2024 Countertop Equipment Catalogs 2024WincoCatalog NP 22 v 1714423213 cdn shopify s files 1 0705 4268 8541 |||

EQUIPMENT Clean, Prep, Cook, Hold Merchandise www.wincous.com CLEANING POLISHING EQUIPMENT GL ... ash Carry / Retail Packaging 441 COUNTERTOP EQUIPMENT TM STAINLESS STEEL MICROWAVES EMW-1800AT **EMW-2100BT** EMW-1000ST EMW-1000SD 442 New Item The Winco commercial microwaves provide consistent re...

lang:en score:15 filesize: 11.97 M page_count: 65 document date: 2024-04-29



[\[pdf\]](#) User Manual Dimension Guide

EQUIPMENT Winco ITEM DESCRIPTION UOM CASE mG 10 meat Grinder with Clamp Base Set 1 1018 Plate 8 3mm each 100 10316 The go to industry standard steel body can opener is fitted a removable clamp ideal EDm P39 4 Tier Round Rack 18 Dia 2021WincoCat 369 421 winco 2021 03 EQUIPMENT Prep, Cook, Hold Merchandise www.winco.com/product-category/equipment F o o d P r e ... 3 C O U N T E R T O P E q u i p m e n t T M Stainless Steel MicrowaveS Available June 2021 EMW-1800AT **EMW-2100BT** EMW-1000ST EMW-1000SD 414 New Item These commercial microwaves provide consistent result...

lang:en score:13 filesize: 8.39 M page_count: 53 document date: 2021-03-09



[\[pdf\]](#) User Manual Dimension Guide

2022WincoCat 365 417 EQUIPMENT winco 2022 02 |||

EQUIPMENT Prep, Cook, Hold Merchandise www.winco.com/product-category/equipment F o o d P r e ... Retail Packaging 409 C O U N T E R T O P E q u i p m e n t T M Stainless Steel MicrowaveS EMW-1800AT **EMW-2100BT** EMW-1000ST EMW-1000SD 410 New Item The Winco commercial microwaves provide consistent re...

lang:en score:11 filesize: 7.81 M page_count: 53 document date: 2022-03-01



[\[pdf\]](#) User Manual Dimension Guide

2023WincoCat 365 420 EQUIPMENT winco 2023 03 |||

EQUIPMENT Prep, Cook, Hold Merchandise www.winco.com/product-category/equipment FOOD PREP EQUI ... ash Carry / Retail Packaging 411 COUNTERTOP EQUIPMENT T M STAINLESS STEEL MICROWAVES EMW-1800AT **EMW-2100BT** EMW-1000ST EMW-1000SD 412 New Item The Winco commercial microwaves provide consistent re...

lang:en score:11 filesize: 8.3 M page_count: 56 document date: 2023-04-04



[Winco Commercial Countertop Equipment Brochure & Catalog](#)

Explore Winco's extensive range of commercial countertop equipment, including gas and electric griddles, deep fryers, mixers, ovens, warmers, merchandisers, concession equipment, and beverage dispensers. This brochure provides detailed specifications and features for foodservice professionals.

lang:en score:10 filesize: 23.61 M page_count: 44 document date: 2025-07-15