

BINNUNE BG02

BINNUNE Gaming Headset User Manual


MODEL: BG02

Introduction

Thank you for choosing the BINNUNE BG02 Gaming Headset. This manual provides detailed instructions for setting up, operating, and maintaining your new headset. Designed for immersive audio and clear communication, the BG02 is compatible with a wide range of gaming platforms, including PS5, PS4, Xbox One, Xbox Series S|X, PC, and Nintendo Switch.

Please read this manual thoroughly before use to ensure optimal performance and longevity of your headset.

What's in the Box



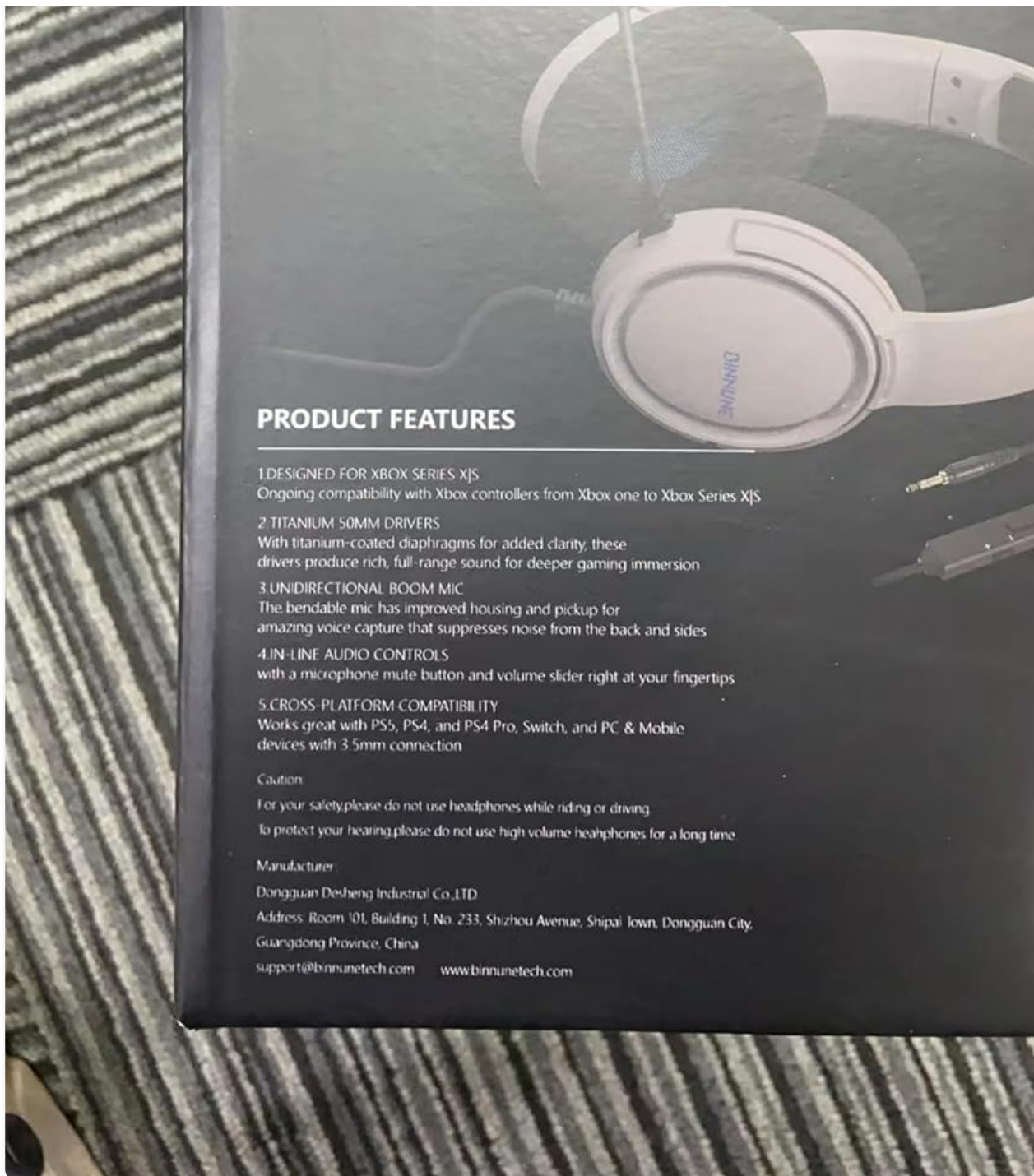


Image: All components included in the BINNUNE BG02 Gaming Headset package.

- BINNUNE BG02 Wired Gaming Headset (x1)
- User Manual (x1)
- Adapter Cable (x1)

Product Overview



Image: Front view of the BINNUNE BG02 Gaming Headset.

Key Components:

- **Adjustable Headband:** For a comfortable fit during extended use.
- **Soft Memory Foam Earpads:** Designed for long-lasting comfort.
- **Unidirectional Boom Microphone:** Provides clear communication by suppressing background noise.
- **In-line Audio Controls:** Conveniently located volume control and microphone mute button.
- **50mm Drivers:** High-precision drivers for crystal-clear audio and rich soundscapes.

UNIDIRECTIONAL BOOM MIC



• • •

The bendable mic

has improved housing and pickup for amazing voice capture that suppresses noise from the back and sides

Image: Detail of the unidirectional boom microphone.

CROSS-PLATFORM COMPATIBILITY

works great with PS5, PS4, and PS4 Pro, Switch, and PC & Mobile
devices with 3.5mm connection



Image: Close-up of the in-line volume and mute controls.

TITANIUM 50MM DRIVERS

*With titanium-coated diaphragms for added clarity,
these drivers produce rich, full-range sound
for deeper gaming immersion*




Image: Illustration of the 50mm audio drivers.

Setup

Connecting to Gaming Consoles (PS5, PS4, Xbox One, Xbox Series S|X)

1. Locate the 3.5mm audio jack on your console's controller.
2. Plug the 3.5mm connector of the BINNUNE BG02 headset directly into the controller's audio jack.
3. For some Xbox One controllers, an Xbox One Stereo Headset Adapter (sold separately) may be required if the controller does not have a 3.5mm jack.
4. Adjust audio settings on your console as needed to ensure the headset is recognized and audio is routed correctly.

— BINNUNE

DESIGNED FOR PS5

► *Delivering immersive sound
and crystal-clear
communication*



Image: Headset connected to a PlayStation 5 setup.

Connecting to PC/Laptop

1. If your PC/laptop has a single 3.5mm combined audio/microphone jack, plug the headset directly into it.
2. If your PC/laptop has separate audio (green) and microphone (pink) jacks, use the included adapter cable. Plug the headset into the female end of the adapter, then plug the green and pink male ends into the corresponding jacks on your PC/laptop.
3. Ensure your computer's sound settings are configured to use the headset as the default input and output device.

Connecting to Nintendo Switch / Mobile Devices

1. Plug the 3.5mm connector of the headset directly into the 3.5mm audio jack on your Nintendo Switch or mobile device.



Image: Headset shown with various compatible devices.

Operating Instructions

Adjusting Volume

- Use the volume roller located on the in-line control unit to increase or decrease the audio output. Roll it up to increase volume, and down to decrease.

Muting the Microphone

- Press the microphone mute button on the in-line control unit to toggle the microphone on or off. When muted, your voice will not be transmitted.

Wearing the Headset

- Adjust the headband to ensure the earpads sit comfortably over your ears.
- Position the flexible boom microphone close to your mouth for optimal voice pickup.

Maintenance

- **Cleaning:** Use a soft, dry cloth to clean the headset. Do not use harsh chemicals or abrasive materials.
- **Storage:** Store the headset in a cool, dry place away from direct sunlight and extreme temperatures.
- **Cable Care:** Avoid sharp bends or excessive pulling on the cable to prevent damage.
- **Microphone:** Handle the microphone boom gently.

Troubleshooting

Problem	Possible Solution
No sound from headset	Ensure the 3.5mm jack is fully inserted into the device. Check the in-line volume control and increase the volume. Verify device audio settings to ensure output is set to the headset. Test the headset on another device to rule out device-specific issues.
Microphone not working	Ensure the microphone mute button on the in-line control is not activated. Check device audio settings to ensure the microphone is selected as the input device. For PC, ensure the correct adapter cable is used if separate jacks are present. Test the microphone on another device.
Sound is distorted or unclear	Lower the volume on the headset or device. Ensure the connection is secure. Test with another audio source.

Specifications

Feature	Detail
Model Name	BG02
Connectivity Technology	Wired
Headphones Jack	3.5 mm Jack
Driver Size	50 Millimeters

Feature	Detail
Frequency Range	20 Hz - 20,000 Hz
Impedance	32 Ohm
Sensitivity	97 dB
Noise Control	Active Noise Cancellation (Microphone)
Item Weight	303 Grams (10.7 ounces)
Product Dimensions	3.94 x 7.44 x 7.87 inches
Material	Plastic
Compatible Devices	Gaming Consoles, Laptops, Desktops

Warranty & Support

BINNUNE is committed to providing valuable and qualified products. For any questions, issues, or support needs regarding your BINNUNE BG02 Gaming Headset, please refer to the contact information provided in the packaging or visit the official BINNUNE website for assistance.

We value your feedback and are dedicated to quick issue resolution.