

Lorelli 10100322331

# Lorelli Marcel Foldable High Chair User Manual

Model: 10100322331

## INTRODUCTION

Thank you for choosing the Lorelli Marcel Foldable High Chair. This manual provides essential information for the safe and proper use, assembly, maintenance, and care of your high chair. Please read all instructions carefully before use and retain this manual for future reference.

This high chair is designed for children aged 6 months and older, who are able to sit up unaided. The maximum weight capacity is 15 kg.

## SAFETY INFORMATION

- **Always** ensure your child is securely fastened with the 5-point safety harness.
- Do not use the high chair if your child cannot sit up unaided.
- Never leave your child unattended in the high chair.
- Ensure the high chair is fully open and locked into position before placing your child in it.
- Do not exceed the maximum weight capacity of 15 kg.
- Keep the high chair away from heat sources, open flames, and strong drafts.
- Regularly inspect the high chair for any signs of wear, damage, or loose parts. Discontinue use if any damage is found.

## PRODUCT FEATURES

- Easy to fold and open for convenient storage and portability.
- Integrated tray with a cup holder recess to prevent spills.
- Special PVC seat cover, fully washable for easy cleaning.
- Comfortable footrest for your child.
- Secure 5-point safety belt for optimal child safety.

## SETUP AND ASSEMBLY

The Lorelli Marcel high chair is designed for quick and easy assembly. Follow these general steps:

1. Unfold the high chair by pulling the legs apart until they click into place. Ensure all locking mechanisms are engaged.
2. Attach the feeding tray by sliding it onto the designated slots on the armrests until it locks securely.
3. Verify that the seat cover is properly fitted and the safety harness is accessible.



*Image: The Lorelli Marcel high chair, showcasing its assembled form with the feeding tray and seat cover.*



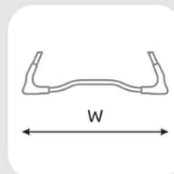
# Kinderhochstuhl Marcel

Maximum  
Gewicht **15kg**



**5,7kg**

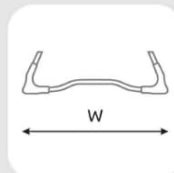
Von 6+ Monaten bis zu 3 Jahren  
From 6+ months up to 3 years



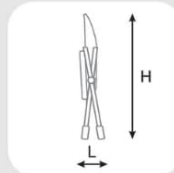
W 62cm



L 78cm/H 101cm



W 62cm



L 20,5cm/ H 126cm

*Image: Dimensional diagram of the high chair, illustrating its compact folded size and full open dimensions.*

## OPERATING INSTRUCTIONS

### Placing Your Child in the High Chair:

1. Ensure the high chair is stable and on a flat surface.
2. Place your child gently into the seat.
3. Fasten the 5-point safety harness securely around your child. Adjust straps for a snug fit.

### Using the Feeding Tray:

- The tray can be easily attached and removed for cleaning or to allow your child to sit closer to a table.
- Utilize the integrated cup holder to secure drinks and prevent spills.



*Image: Child seated in the high chair, interacting with an adult at a table.*



## Halterung für Flasche oder Becher

Bottle or cup socket



## 5-Punkt- Sicherheitsgurt

5-point safety belt



*Image: Detailed view of the tray's cup holder and the 5-point safety harness.*

### Folding and Unfolding:

To fold the high chair for storage or transport, locate the folding mechanisms (usually buttons or levers on the side joints of the legs). Press or pull these mechanisms while gently pushing the legs together until the chair collapses into a compact form. Reverse the process to unfold, ensuring it clicks securely into place.



## PVC-Bezug für einfache Reinigung

PVC Cover for easy cleaning



## Einfaches Falten und Aufklappen

Easy folding and opening



## Fußstütze

Footrest



Image: Visual guide to the washable PVC cover and the easy folding feature.

## MAINTENANCE AND CLEANING

- **Seat Cover:** The special PVC seat cover is fully washable. Wipe clean with a damp cloth and mild soap. Do not use abrasive cleaners or harsh chemicals. Allow to air dry completely before re-use.
- **Frame:** Wipe the metal and plastic parts of the frame with a damp cloth. Dry thoroughly.
- **Tray:** The feeding tray can be removed and washed with warm soapy water.
- **General Care:** Regularly check all screws, bolts, and fittings to ensure they are tight and secure.

## TROUBLESHOOTING

If you encounter any issues with your Lorelli Marcel High Chair, please refer to the following common solutions:

- **Chair does not fold/unfold smoothly:** Ensure all locking mechanisms are disengaged before folding and fully engaged when unfolding. Check for any obstructions.
- **Tray is difficult to attach/remove:** Ensure it is aligned correctly with the slots. Do not force it.

- **Harness feels too tight/loose:** Adjust the straps of the 5-point safety harness to fit your child snugly but comfortably. Refer to the harness adjustment instructions if available on the product itself.

For issues not covered here, please contact Lorelli customer support.

SPECIFICATIONS

Attribute	Value
Model Number	10100322331
Brand	Lorelli
Recommended Age	From 6 months (child must sit unaided)
Maximum Weight Capacity	15 kg
Product Weight	5.7 kg
Dimensions (L x W x H)	78 x 62 x 101 cm (open)
Main Material	Other materials (Frame), 100% PVC (Cover)
Filling Material	100% Polyester
Portability	Yes, foldable
Assembly Required	Yes

WARRANTY AND SUPPORT



Lorelli products are manufactured to high-quality standards. For information regarding warranty coverage, please refer to the documentation included with your purchase or visit the official Lorelli website.

If you require technical assistance, have questions about assembly, or need replacement parts, please contact Lorelli customer support through their official channels. Provide your product model number (10100322331) and purchase details when contacting support for faster service.

You can often find contact information on the manufacturer's website: [Lorelli Official Website](#)



Related Documents

	<p><a href="#">Lorelli DULCE Feeding Chair: Assembly, Safety, and Care Instructions</a></p> <p>Comprehensive manual and safety guide for the Lorelli DULCE feeding chair, covering assembly, usage, and care instructions for children up to 3 years old. Includes safety requirements, step-by-step assembly, and cleaning tips.</p>
	<p><a href="#">Lorelli TWINKLE Baby Swing - Features, Safety, and Specifications</a></p> <p>Detailed information about the Lorelli TWINKLE electric baby swing, including its features, safety guidelines, and manufacturer details. This product offers adjustable settings, music, Bluetooth, and voice detection for infant comfort.</p>
	<p><a href="#">Lorelli Amaro High Chair User Manual V 1.2</a></p> <p>User manual and product information for the Lorelli Amaro high chair, manufactured by Didis Ltd. Includes contact details and model specifications for safe usage.</p>
	<p><a href="#">Lorelli Toy with Ring: Interactive Educational Toy for Babies (0+ Months)</a></p> <p>Discover the Lorelli Toy with Ring, an engaging and educational toy designed to stimulate your baby's senses, imagination, and motor skills. Safe, durable, and perfect for early development.</p>