



Manuals.plus /

› WINTEMP /

› WINTEMP Tankless Water Heater Electric KFU65 User Manual

WINTEMP KFU65

WINTEMP Tankless Water Heater Electric KFU65 User Manual

Endless On-Demand Hot Water, 240Volts Instant Hot Water Heater 6.5KW

1. IMPORTANT SAFETY INFORMATION

Please read this manual thoroughly before installation and operation. Failure to follow these instructions could result in property damage, personal injury, or death. Keep this manual for future reference.

- This appliance must be installed by a qualified electrician and plumber in accordance with all local electrical and plumbing codes.
- Ensure the power supply is disconnected before performing any installation, maintenance, or service.
- Do not operate the water heater if it is damaged or malfunctioning.
- The unit is designed for indoor use only and must be protected from freezing temperatures.
- Do not block or restrict the water inlet or outlet.
- This unit features multiple safety protections including water and electricity isolation, over-pressure protection, anti-scalding protection, electricity leakage protection, over-temperature protection, and IP25 waterproofing.



An illustration highlighting the multiple safety protections integrated into the WINTEMP water heater, such as water and electricity isolation, over-pressure, anti-scalding, electricity leakage, over-temperature protection, and IP25 waterproofing.

2. PRODUCT OVERVIEW

The WINTEMP Tankless Electric Water Heater KFU65 provides an endless supply of hot water on demand, eliminating the need for a bulky storage tank. Its compact design and advanced heating technology make it an efficient solution for various applications.



Front view of the WINTEMP Tankless Electric Water Heater KFU65, showcasing its compact design and digital temperature display.

Key Features:

- **Endless Hot Water:** Provides instant hot water at 73°F (23°C) in seconds, with no preheat time.
- **Rotatable Digital Display:** Unique design with a high-strength ABS splash-proof casing and a rotatable digital display for easy viewing in any installation orientation.
- **Energy Saving:** Adjusts power input based on real-time flow rate and temperature settings, achieving up to 99% energy efficiency.
- **Compact Design:** Mini body allows for flexible installation in various spaces.
- **Patented Heating Technology:** Utilizes an enclosed loop heating system for less heat loss, ensuring pressure resistance, water-electricity isolation, scale-free operation, and corrosion resistance.

Kitchen Electric Water Heater



Instant heating



Energy Saving



Easy Mounting



Mini Design



The WINTEMP Tankless Electric Water Heater installed in a kitchen, illustrating its key benefits: instant heating, energy efficiency, simple installation, and compact size.



A detailed view of the unit's unique rotatable digital display, which allows for easy viewing of the temperature regardless of installation orientation.

Applications:

The KFU65 is suitable for various domestic and commercial settings requiring on-demand hot water.

WHERE TO USE



This image demonstrates the versatility of the WINTEMP Tankless Electric Water Heater, suitable for use in kitchens, bathrooms, boats, and food trucks.

3. SETUP AND INSTALLATION

The WINTEMP KFU65 is designed for easy installation, but professional installation is recommended to ensure compliance with electrical and plumbing codes.

Installation Requirements:

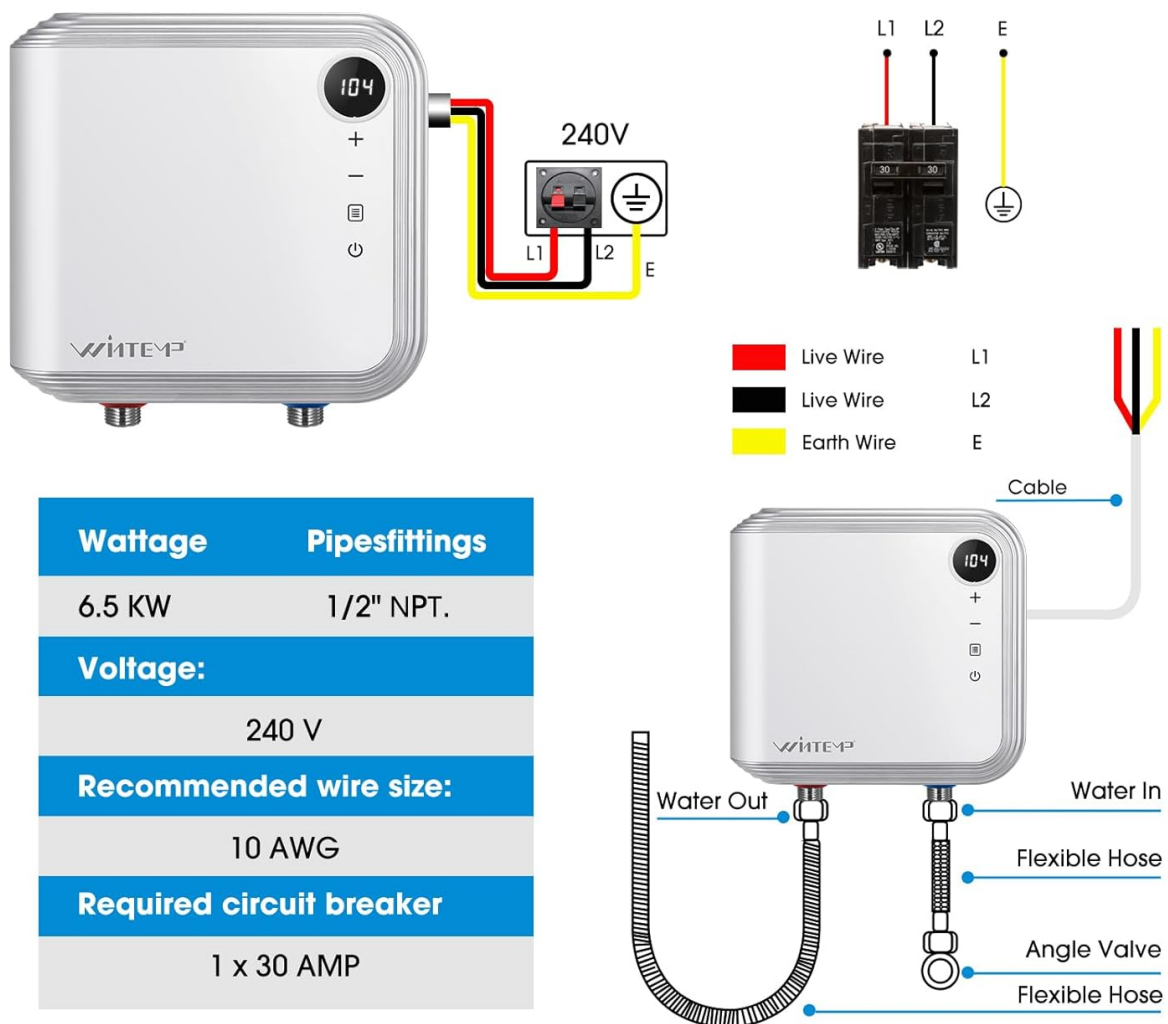
- **Electrical:** Requires 240 Volts, 1 set of 30-amp circuit breakers, and 10AWG wires.
- **Plumbing:** Standard 1/2 inch NPT interface for inflow and outflow, directly connectable to household conventional hose connectors.
- **Mounting:** Wall-mounted. Can be installed horizontally or vertically, and can be tuned upside down.

Installation Steps:

1. Choose a suitable location for mounting the unit, ensuring it is protected from freezing and has adequate clearance for maintenance.
2. Mount the water heater securely to the wall using the provided rubber plugs and screws.

3. Connect the water inlet and outlet pipes using flexible hoses and angle valves. Ensure all connections are watertight.
4. Perform electrical wiring: Connect the live wires (L1, L2) and earth wire (E) to the appropriate terminals as shown in the diagram. Ensure the circuit breaker is off during wiring.
5. Once plumbing and electrical connections are complete, open the hot water faucet to purge air from the system before turning on the power.
6. Turn on the circuit breaker to power the unit.

INSTALLATION GUIDE



A comprehensive diagram detailing the electrical wiring (240V, 10AWG, 30-amp breaker) and plumbing connections (1/2 NPT) required for installing the WINTEMP Tankless Electric Water Heater.

4. OPERATING INSTRUCTIONS

The WINTEMP KFU65 is designed for simple operation with its intuitive digital display.

Temperature Adjustment:

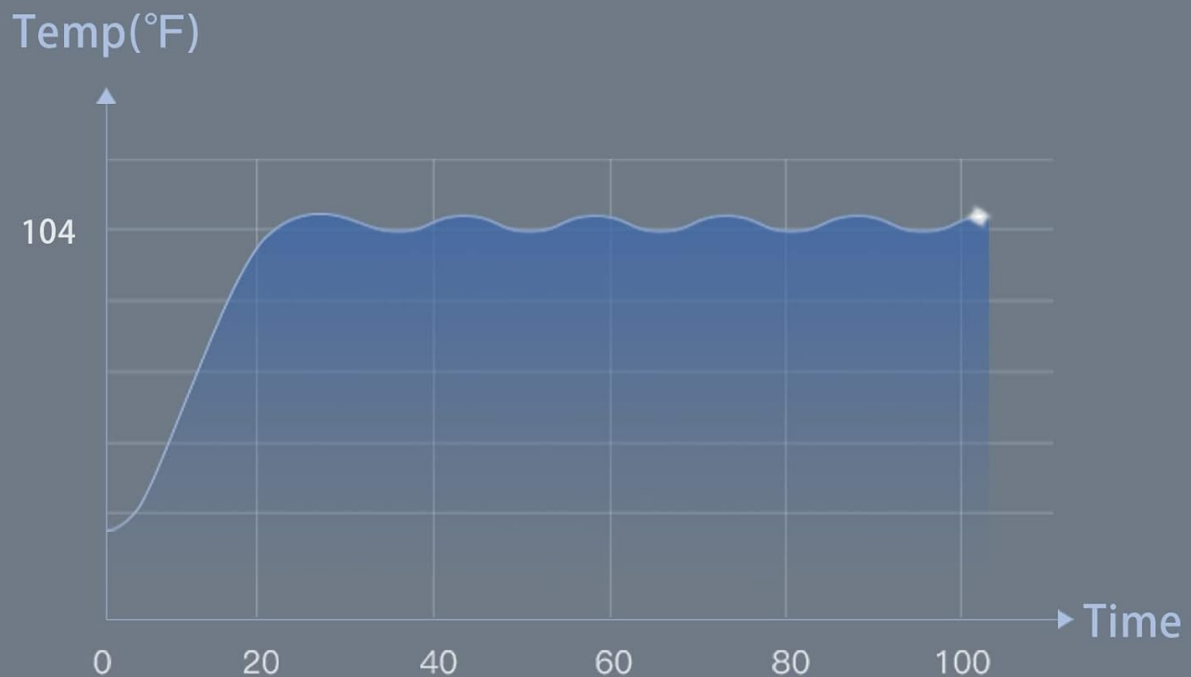
- The digital display shows the current water temperature.
- Use the '+' and '-' buttons on the control panel to adjust the desired water temperature.
- The unit will automatically regulate its power to achieve and maintain the set temperature.

On-Demand Hot Water:

Once the unit is powered on and water flow is detected, the heater will instantly begin heating water to your set temperature. There is no waiting for a tank to fill or heat up.

SAVE 50% ON WATER HEATING COSTS

The self-modulating temperature technology
only uses electricity to heat up water while you are using it.

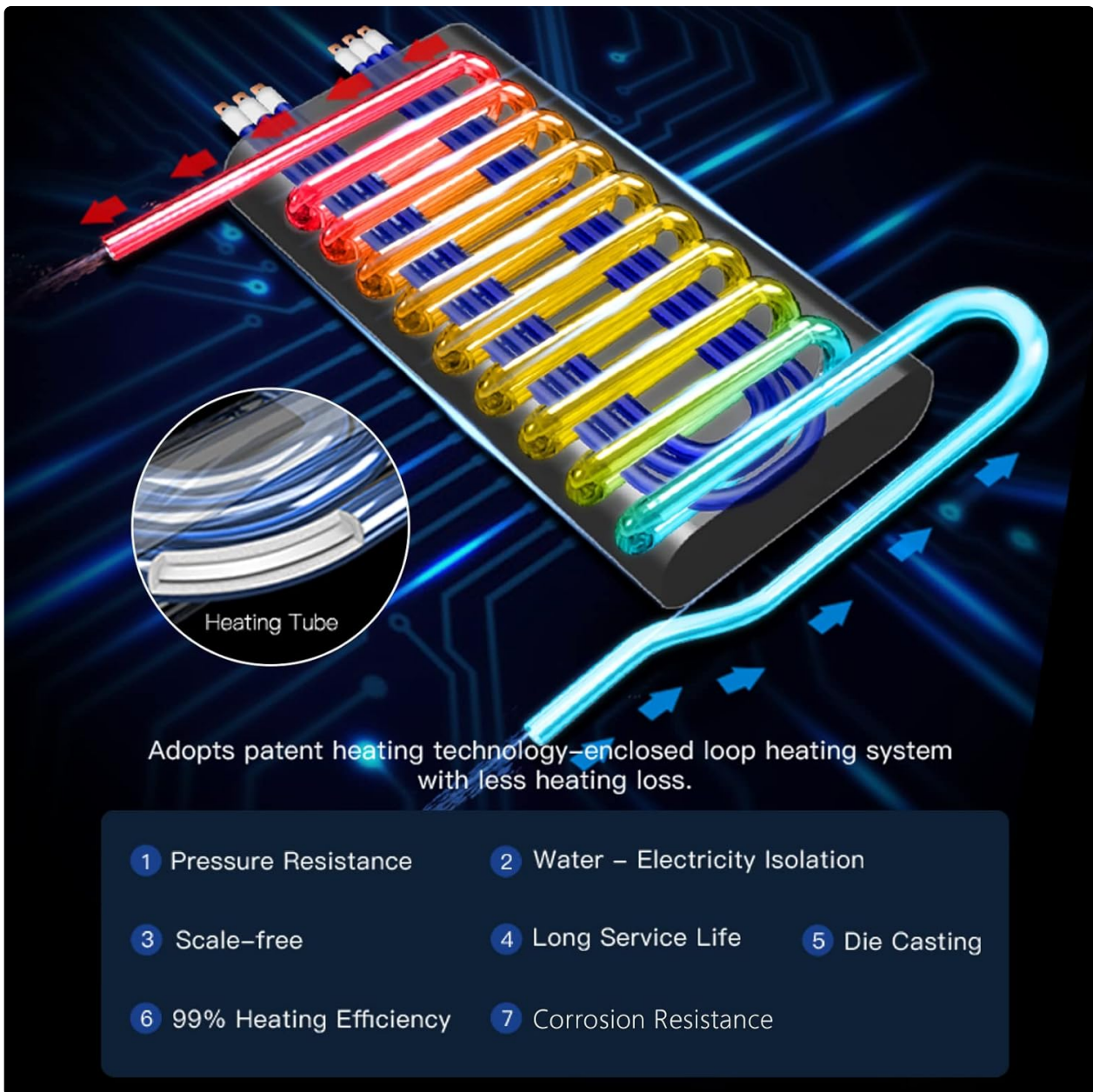


A graph illustrating the self-modulating temperature technology, which ensures consistent hot water delivery while optimizing energy consumption, leading to significant savings on heating costs.

5. MAINTENANCE

The WINTEMP KFU65 is designed for low maintenance. Due to its advanced heating technology, it is inherently scale-free, reducing the need for descaling.

- **Regular Cleaning:** Periodically wipe the exterior of the unit with a soft, damp cloth to keep it clean. Do not use abrasive cleaners.
- **Inspect Connections:** Annually inspect water and electrical connections for any signs of leaks or wear.
- **Winterization (if applicable):** If the unit is installed in an area prone to freezing and will not be used for an extended period, ensure the water lines are drained to prevent damage.



A diagram explaining the patented enclosed loop heating system, which contributes to 99% heating efficiency, pressure resistance, water-electricity isolation, scale-free operation, long service life, die casting, and corrosion resistance.

6. TROUBLESHOOTING

If you encounter issues with your WINTEMP Tankless Electric Water Heater, please refer to the following common troubleshooting tips. For more complex problems, contact WINTEMP customer support.

Common Issues:

- **No Hot Water:** Check if the unit is powered on and the circuit breaker is not tripped. Ensure water flow is sufficient.
- **Insufficient Hot Water:** Verify the set temperature is appropriate. Ensure the incoming water temperature is within operating limits. Check for any flow restrictions.
- **Error Codes:** If the digital display shows an error code, refer to the specific code in the detailed troubleshooting guide (if available) or contact support.
- **Leakage:** Immediately turn off the water supply and power to the unit. Inspect all plumbing connections for tightness. If the leak persists, contact a qualified plumber or WINTEMP support.

7. SPECIFICATIONS

Technical specifications for the WINTEMP Tankless Electric Water Heater KFU65.

Specification	Value
Manufacturer	WINTEMP
Part Number	KFU65
Product Dimensions	21.59 x 21.59 x 22.86 cm; 2.33 kg
Item Model Number	KFU69 (6.9kW)
Colour	White
Style	Digital, Tankless
Material	Acrylonitrile Butadiene Styrene
Power Source	AC
Voltage	240 Volts
Wattage	6500 watts
Flow Rate	1.2 Gallons Per Minute
Maximum Pressure	8 Bars
Mounting Type	Wall
Special Features	Overheat Protection, Portable
Usage	Kitchen bathroom sink
Included Components	Water Heater, Rubber plug and screw, Operation and Installation instructions, External power cord
Safety Certified	ETL, UL Qualifies

8. WARRANTY AND SUPPORT

WINTEMP is committed to providing excellent customer service and support for your tankless water heater.

- **Warranty Information:** For specific warranty terms and conditions, please refer to the documentation included with your product or contact WINTEMP customer support directly.
- **Customer Support:** If you encounter any issues during usage, or have questions regarding installation, operation, or maintenance, please contact WINTEMP support. You can typically find contact information through your purchase platform (e.g., Amazon order details) or the official WINTEMP website.

When contacting support, please have your model number (KFU65) and purchase details readily available.