

[Manuals.plus](#) /

› [MEE audio](#) /

› MEE audio Pebbles True Wireless Earbuds User Manual

MEE audio EP-TW3-SP

MEE audio Pebbles True Wireless Earbuds User Manual

Model: EP-TW3-SP

INTRODUCTION

The MEE audio Pebbles True Wireless Earbuds are designed for comfort and high-fidelity audio, offering a low-profile, lightweight solution for various activities including workouts, commuting, and gaming. Featuring Bluetooth 5.3, these earbuds provide stable connectivity and clear communication.



Image: MEE audio Pebbles True Wireless Earbuds in Sapphire color, with their compact charging case.

WHAT'S IN THE BOX

- MEE audio Pebbles True Wireless Earbuds (Left and Right)
- Wireless Charging Case
- User Manual
- USB-C Charging Cable (not explicitly listed but implied by USB-C charging)

SETUP

How to Wear

The ergonomic design of the Pebbles earbuds ensures a comfortable and secure fit. Follow these steps for optimal placement:

1. Identify the left (L) and right (R) earpieces.
2. Place the earpiece into your ear, ensuring the speaker is facing the ear canal.
3. Gently rotate the earpiece to lock it in place, following the natural contours of your ear. The touch panel should face away from your ear.



Image: Visual guide demonstrating the correct way to insert and secure the Pebbles earbuds in the ear.

For a visual demonstration, please watch the official guide:

Your browser does not support the video tag.

Video: An official guide from MEE audio demonstrating the proper way to wear the Pebbles earbuds for optimal comfort and sound.

How to Pair

Pairing your MEE audio Pebbles with your device is straightforward:

1. Open the lid of the charging case. The earbuds will automatically enter pairing mode.
2. On your device (smartphone, tablet, laptop), navigate to the Bluetooth settings.
3. Select "MEE audio Pebbles" from the list of available devices to connect.



Image: A visual representation of the pairing process, showing the earbuds in their open case and a smartphone's Bluetooth settings screen.

For a comprehensive setup guide, refer to this video:

Your browser does not support the video tag.

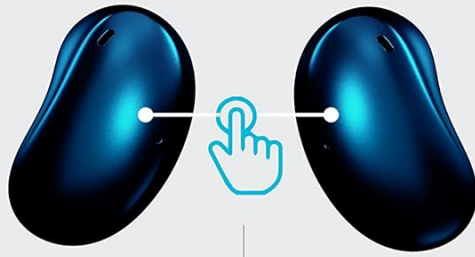
Video: An official setup guide for the MEE audio Pebbles Low Profile Wireless Earbuds, covering initial pairing and usage.

OPERATING INSTRUCTIONS

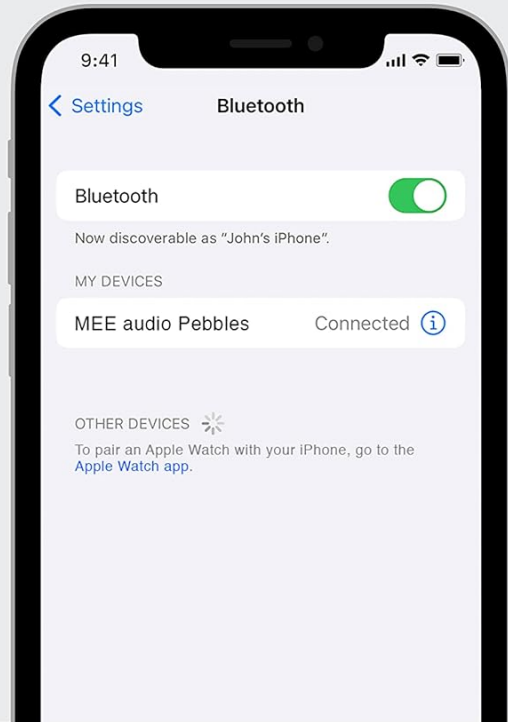
Touch Controls

The MEE audio Pebbles feature intuitive touch controls on each earpiece for easy management of audio playback, calls, and voice assistants:

| Action | Left Earpiece | Right Earpiece |
|-------------------|--|----------------|
| Tap 1x | Volume Down | Volume Up |
| Tap 2x | Play / Pause Music, Answer / Hang Up Calls | |
| Tap 3x | Activate Siri / Google Assistant | |
| Tap 4x | Enable / Disable Low Latency (Gaming) Mode | |
| Press and Hold 2s | Previous Track | Next Track |
| Tap 6x | Clear Pairings and Put into Pairing Mode | |



| | LEFT | RIGHT |
|--------------------------|--|------------|
| TAP 1X | Volume down | Volume up |
| TAP 2X | Play / pause / answer phone call / hang up | |
| TAP 3X | Activate Siri® / Google Assistant™ | |
| TAP 4X | Enable / disable low latency (gaming) mode | |
| PRESS AND HOLD 2S | Previous track | Next track |
| TAP 6X | Clear pairings and put into pairing mode | |



Controls at Your Fingertips

Adjust volume, control media playback, and even summon Siri or Google Assistant quickly without unlocking your phone



Image: A detailed chart and visual showing the touch control functions for both left and right earbuds.

Discover more about the MEE audio Pebbles features:

Your browser does not support the video tag.

Video: An introductory video showcasing the MEE audio Pebbles, highlighting their key features and design.

Battery Life and Charging

The Pebbles earbuds offer up to 8 hours of continuous playback on a single charge. The ultra-compact charging case provides an additional 16 hours of battery life, totaling 24 hours of listening time.

To charge the case:

- Plug the charging case into a USB power source using a USB-C cable.
- The case battery indicator light will flash while charging and turn solid when fully charged.



8 HOURS + 16 HOURS

Go Longer Between Charges

One charge provides 8 hours continuous playtime, with an additional 16 hours in the ultra-compact charging case

Image: The MEE audio Pebbles charging case with a USB-C cable plugged in, illustrating the charging process.

Indicator Lights:

- **Case Battery Indicator Light:**
 - Solid light for 5 seconds: Case battery above 20%
 - Flashing light: Case battery below 20%
 - No light: Case battery 0%
- **Earbud Indicator Lights:**
 - Flash 3 times: Earbud charging

Crystal-Clear Communication

Equipped with dual microphones, the Pebbles earbuds reduce ambient noise during phone calls, ensuring clear voice transmission. Either earpiece can be used independently for calls.



Crystal-Clear Communication


Dual integrated microphones let you seamlessly take phone calls using one or both earpieces and reduce ambient noise

Image: A person smiling while using the MEE audio Pebbles earbuds, demonstrating their use for communication.

MAINTENANCE

Water Resistance

The MEE audio Pebbles feature an IPX4 sweat-resistant design, providing protection against splashes and sweat. This makes them suitable for workouts and outdoor activities. After exposure to sweat or water, it is recommended to wipe the earbuds dry before placing them back in the charging case to prevent damage.



IPX4 Water-Resistant Design

Weather- and sweatproof design provides protection from sweat and the elements

Image: A person enjoying an outdoor activity while wearing the MEE audio Pebbles, illustrating their IPX4 water-resistant design.

TROUBLESHOOTING

Factory Reset

If you experience connectivity issues or other malfunctions, performing a factory reset may resolve the problem. To clear all pairings and reset your MEE audio Pebbles, tap either earpiece 6 times.

For a detailed guide on how to factory reset your earbuds, please watch this video:

Your browser does not support the video tag.

Video: An official MEE audio guide demonstrating the steps to factory reset the Pebbles earbuds.

SPECIFICATIONS

| Feature | Detail |
|-----------------------------------|-------------------------------------|
| Model Name | Pebbles |
| Connectivity Technology | Wireless |
| Wireless Communication Technology | Bluetooth |
| Bluetooth Version | 5.3 |
| Battery Life | 8 Hours (earbuds) + 16 Hours (case) |
| Charging Time | 2 Hours |
| Audio Driver Type | Dynamic Driver |
| Frequency Response | 20 Hz - 20,000 Hz |
| Sensitivity | 100 dB |
| Impedance | 16 Ohm |
| Control Method | Touch, Voice Control |
| Ear Placement | In Ear |
| Form Factor | In Ear |
| Material | Plastic |
| Item Weight | 1.2 Ounces |
| Color | Sapphire |
| Manufacturer | MEE audio |
| Country of Origin | China |

WARRANTY AND SUPPORT

For detailed warranty information and customer support, please refer to the official MEE audio resources:

- **User Manual (PDF):** A comprehensive user manual is available for download. [Download PDF User Manual](#)
- **MEE audio Brand Store:** Visit the official MEE audio brand store for product information, FAQs, and support. [Visit MEE audio Store](#)