

Nanit L101NW

Nanit Sound and Light Smart Baby Night Light and Sound Machine Instruction Manual

Model: L101NW

INTRODUCTION

The Nanit Sound and Light is a smart nursery essential designed to promote healthy sleep habits for infants and toddlers. It combines a sound machine with a customizable night light, offering features like audio monitoring, cry detection, and an OK to Wake alarm clock. The device also tracks room temperature and humidity, and can be controlled via a dedicated app or on-device buttons. Its compact design and rechargeable battery make it suitable for both home and travel use.



Image: The Nanit Sound and Light device, a cylindrical white unit with a digital clock displaying 9:34, is shown with various feature icons around it, including two-way audio monitoring, 11 soothing sounds, easy portability, gentle hues, and 8-hour battery life. This illustrates the device's core functionalities for creating better sleep habits.

SAFETY INFORMATION

- Always use the provided Nanit power adapter with input voltage 100-240 VAC, output voltage 5 VDC, and output current 2.1 A.
- Do not use any other power adapter.
- Use only the USB-C to USB-C cable provided with the device, which is 6ft (1.8m) long.

WHAT'S INCLUDED

Upon unboxing your Nanit Sound and Light, you should find the following items:

- Nanit Sound and Light Unit
- Nanit Power Adapter (100-240 VAC, 5 VDC, 2.1 A)
- USB-C to USB-C Cable (6ft / 1.8m)
- Instruction Manual

Your browser does not support the video tag.

Video: An unboxing and initial setup demonstration of the Nanit Sound and Light device, showing the contents of the box including the unit, power adapter, and USB-C cable. It also briefly demonstrates the physical buttons and light options.

SETUP

1. **Remove from Packaging:** Carefully remove the Nanit Sound and Light unit, power adapter, and USB-C cable from its packaging.
2. **Install Rechargeable Battery:** The device includes a rechargeable battery. Ensure it is properly installed according to the quick start guide.
3. **Connect to Power:** Plug the provided USB-C cable into the device and connect the power adapter to a wall outlet.
4. **Connect to WiFi and App Setup:**
 - Download the Nanit Sound and Light App from your device's app store.
 - Follow the in-app instructions to connect the device to your 2.4GHz Wi-Fi network.
 - Complete the setup process, which includes customizing initial sound, light, cry detection, and temperature/humidity settings.
5. **Placement:** Place the device in the desired location within your baby's room, ensuring it is within Wi-Fi range.

OPERATING INSTRUCTIONS

4-Way Control Options

The Nanit Sound and Light offers multiple ways to control its functions:

1. **Sound + Light App:** Adjust all settings remotely from your smartphone.
2. **Nanit Baby Monitor App:** If you have a Nanit Baby Monitor, integrate controls for an all-in-one experience.
3. **Device Buttons:** Use the physical buttons on the device for basic power, volume, and brightness adjustments.
4. **Google Home:** Integrate with your Google Home system for voice commands (requires Insights subscription).

4 ways to control Sound + Light





-  Syncs with Nanit App
(no subscription needed!)
-  Free Sound + Light app
-  Accessible via Google Home
voice commands
-  On-device buttons for power,
volume, and brightness



Image: This image illustrates the four different control methods for the Nanit Sound and Light device, including app control, integration with the Nanit Baby Monitor app, physical device buttons, and Google Home compatibility.

Sound Features

Choose from 11 soothing soundscapes to create customized nap and bedtime routines:

- White Noise
- Pink Noise
- Brown Noise
- Waves
- Shush
- Wind
- Dryer
- Rain
- Birds
- Morning
- Lullaby

Adjust the volume to suit your baby's needs via the app or device buttons.

11 soothing soundscapes

Create customizable nap and bedtime routines with soothing sounds, white noise, and lullabies—plus, adjustable volume to suit your baby's needs.

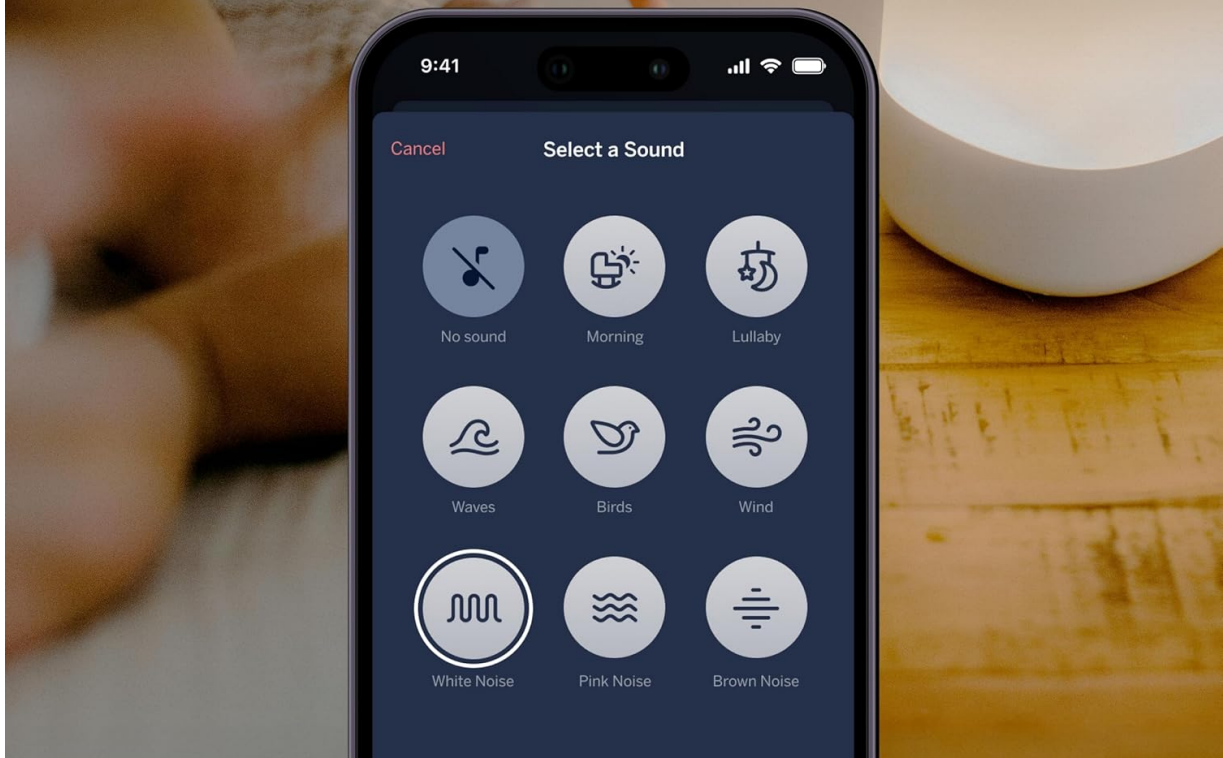


Image: The Nanit app displays a selection of 11 soothing soundscapes, allowing users to choose from various options like White Noise, Waves, and Lullaby to create personalized sleep environments.

Light Features

The night light offers gentle, dimmable hues that can be customized to create a soothing sleep environment. Key light features include:

- **Customizable Hues:** Select any color from a color wheel to match your nursery decor or create a specific mood.
- **Dimmable Brightness:** Adjust the light intensity from soft to bright.
- **OK to Wake:** Set specific colors (e.g., green) to signal to toddlers when it's acceptable to wake up.
- **Bedtime Light:** Use a red light setting for nighttime changes and feeds, as red light is less disruptive to sleep.

Endless combinations to help them drift off

Gentle hues are dimmable—from soft to bright—and pair with any soothing sound for easier wind-downs.



Image: The Nanit Sound and Light device emits a warm yellow glow, accompanied by a smartphone screen displaying a color wheel, highlighting the customizable light options available through the app.

App Control and Routines

The Nanit app allows for comprehensive control and automation:

- **Custom Routines:** Create personalized daily routines based on your baby's sleep patterns, including specific sounds, light colors, and timings for bedtime and wake-up.
- **Predictive Routines:** With a linked Nanit camera, create AI-driven routines that respond intuitively to your baby's behavior.
- **Cry Detection:** Receive real-time notifications when crying is detected.
- **Audio Monitoring:** Continuously monitor audio from your baby's room.
- **Temperature & Humidity Tracking:** Monitor the room's environment for optimal sleep conditions.
- **Toddler Lock:** Prevent children from changing settings by locking the device controls via the app.

Customizable routines, with reliable Cry Detection



Image: The Nanit app's 'Routines' screen shows customizable schedules for 'OK to Wake' and 'Bedtime', along with a notification indicating cry detection, demonstrating the device's smart routine and monitoring capabilities.

Your browser does not support the video tag.

Video: A demonstration of the Nanit Sound and Light device and its app. It shows how to physically turn the light on/off and change colors, and then transitions to the app interface for controlling light color, sound, and setting up routines like bedtime and wake-up signals.

MAINTENANCE

- **Cleaning:** Wipe the device with a soft, dry cloth. Do not use abrasive cleaners or immerse the device in water.
- **Battery Care:** For optimal battery life, avoid fully discharging the device frequently. Charge as needed.
- **Software Updates:** Ensure your Nanit app and device firmware are up to date for best performance and new features.

TROUBLESHOOTING

If you encounter issues with your Nanit Sound and Light, try the following:

- **Connectivity Issues:** Ensure the device is within range of your 2.4GHz Wi-Fi network. Try restarting your Wi-Fi router and the Nanit device.
- **App Not Responding:** Close and reopen the Nanit app. Check for app updates in your device's app store.

- **Sound/Light Malfunction:** Verify the device is powered on and charged. Check settings in the Nanit app. If issues persist, perform a factory reset (refer to the app for instructions).
- **Battery Life:** Ensure the device is fully charged. Battery life can vary based on usage (e.g., continuous sound/light at high intensity).

SPECIFICATIONS

Feature	Detail
Brand Name	Nanit
Model Name	Sound & Light
Model Number	L101NW
UPC	810108751076
Item Dimensions	3.15 x 3.15 x 4.8 inches
Item Weight	1.7 Pounds
Power Source	Battery Powered
Connector Type	USB Type-C
Smart Home Compatibility	Smart Home Compatible (Google Home)
Material Type	Plastic
Color	White

WARRANTY & SUPPORT

The Nanit Sound and Light comes with a **1 Year Limited Warranty** from the manufacturer. For further support, please refer to the Nanit app or visit the official Nanit support website.