

## Fastrack FZ100

# Fastrack Fpods FZ100 TWS Earbuds User Manual

Model: FZ100

## 1. INTRODUCTION

Welcome to the Fastrack Fpods FZ100 TWS Earbuds user manual. This guide provides comprehensive instructions for setting up, operating, maintaining, and troubleshooting your new earbuds. Please read this manual carefully to ensure optimal performance and longevity of your device.

## 2. WHAT'S IN THE BOX

Upon unboxing, please verify that all the following components are included:

- 2x Fastrack Fpods FZ100 Earbuds
- 1x Portable Charging Case
- 1x Type-C Charging Cable
- 1x Quick Start Guide
- Eargels (Sizes S, M, L)
- Eartips

## 3. PRODUCT OVERVIEW

The Fastrack Fpods FZ100 are True Wireless Stereo (TWS) earbuds designed for audio playback and communication. They feature Bluetooth 5.3 connectivity, 10mm dynamic bass drivers, and quad microphones with Environmental Noise Cancellation (ENC).



Image 3.1: Fastrack Fpods FZ100 TWS Earbuds and Charging Case. The image displays the black earbuds resting in their black charging case, with indicator lights visible on the front of the case.

# **BASS BOOSTED**



## ***FEEL EVERY BASS DROP***

Image 3.2: Internal view of the Fastrack Fpods FZ100 highlighting the 10mm dynamic bass driver. This image illustrates the components of the earbud, focusing on the audio driver responsible for bass reproduction.

# AUDIO DONE RIGHT



Image 3.3: Close-up of a Fastrack Fpods FZ100 earbud showing the placement of two microphones for Environmental Noise Cancellation (ENC). The image indicates 'Mic 1' and 'Mic 2' on the earbud stem, contributing to clear call quality.

## 4. SETUP

### 4.1 Charging the Earbuds and Case

Before first use, fully charge the earbuds and charging case.

1. Place the earbuds into the charging case. Ensure they are correctly seated.
2. Connect the Type-C charging cable to the charging port on the case and to a USB power source.
3. The indicator lights on the case will show the charging status. Once fully charged, the lights will indicate completion or turn off.

The FZ100 features 3C NitroFast Charge technology, providing approximately 200 minutes of playback from a 10-minute charge.



Image 4.1: Illustration of Fastrack Fpods FZ100 charging capabilities. This graphic highlights the 10-minute charge for 200 minutes of playback and the total 50 hours of playtime with the charging case.

## 4.2 Pairing with a Device

Follow these steps to pair your Fastrack Fpods FZ100 with a Bluetooth-enabled device:

1. Open the charging case. The earbuds will automatically enter pairing mode, indicated by a flashing LED light on the earbuds.
2. On your device (smartphone, tablet, laptop), enable Bluetooth.
3. Search for available Bluetooth devices.
4. Select "Fastrack Fpods FZ100" from the list of devices.
5. Once connected, the earbud LED light will stop flashing or change to a solid color, indicating successful pairing.

The earbuds will automatically reconnect to the last paired device when taken out of the case, if Bluetooth is enabled on the device.

## 5. OPERATING INSTRUCTIONS

## 5.1 Touch Controls

The Fastrack Fpods FZ100 earbuds feature touch controls for various functions:

- **Play/Pause:** Single tap on either earbud.
- **Next Track:** Double tap on the right earbud.
- **Previous Track:** Double tap on the left earbud.
- **Answer/End Call:** Single tap on either earbud.
- **Reject Call:** Press and hold either earbud for 2 seconds.
- **Activate Voice Assistant:** Triple tap on either earbud.
- **Toggle Gaming Mode:** Press and hold the right earbud for 2 seconds.

## 5.2 Calling

The earbuds are equipped with quad microphones and Environmental Noise Cancellation (ENC) for clear call quality. Use the touch controls as described above to manage calls.

## 5.3 Gaming Mode

Activate the ultra-low latency gaming mode (40ms) for a synchronized audio experience during gaming. Toggle this mode by pressing and holding the right earbud for 2 seconds.



# NO ROOM FOR ERROR



Image 5.1: Graphic illustrating the 40ms ultra-low latency gaming mode of the Fastrack Fpods FZ100. The image shows a speedometer-like gauge indicating low latency, alongside the earbuds and a Bluetooth 5.3 logo.

## 5.4 Voice Assistant

Activate your device's voice assistant (e.g., Google Assistant, Siri) by triple tapping either earbud. This allows for hands-free control and information retrieval.

## 6. MAINTENANCE

### 6.1 Cleaning

Regular cleaning helps maintain sound quality and hygiene:

- Gently wipe the earbuds and charging case with a soft, dry, lint-free cloth.
- Do not use abrasive cleaners, alcohol, or chemical solvents.
- Remove eartips and clean them with mild soap and water if necessary, ensuring they are completely dry before reattaching.

### 6.2 Storage

When not in use, store the earbuds in their charging case to protect them from dust, damage, and to keep them charged.

The earbuds are IPX4 sweat and water resistant, offering protection against splashes and sweat. However, they are not designed for submersion in water.



Image 6.1: Fastrack Fpods FZ100 highlighting IPX4 sweat and water resistance and comfort-fit eartips. The image shows a water droplet icon for IPX4 rating and a close-up of an earbud with a comfortable eartip.

## 7. TROUBLESHOOTING

If you encounter issues with your Fastrack Fpods FZ100, refer to the following common solutions:

- **Earbuds not pairing:** Ensure both earbuds are charged. Place them back in the case, close the lid, then open it again to re-enter pairing mode. Check your device's Bluetooth settings and try re-pairing.
- **No sound from one earbud:** Try placing both earbuds back in the case, closing it, and then taking them out again. Ensure both are charged and connected.
- **Charging issues:** Verify the charging cable and power source are working. Ensure the earbuds are correctly seated in the case. Clean the charging contacts if necessary.
- **Low volume:** Adjust the volume on both your connected device and through the earbud controls (if available).



- **Intermittent connection:** Ensure you are within the Bluetooth range (up to 10 meters) and there are no significant obstructions between the earbuds and your device.

If problems persist, consult the Fastrack customer support.

## 8. SPECIFICATIONS

Feature	Specification
Model Name	FZ100 (FT9BKB01)
Connectivity Technology	Wireless (Bluetooth 5.3)
Bluetooth Range	Up to 10 Metres
Audio Driver Size	10 mm Dynamic Driver
Frequency Response	20 Hz - 20,000 Hz
Sensitivity	105 dB
Impedance	32 Ohm
Microphone	Built-In Quad Mic with ENC
Low Latency Gaming Mode	40ms
Battery Life (Earbuds + Case)	Up to 50 Hours
Charging Time	Approximately 120 Minutes (Full Charge)
Fast Charging	3C NitroFast Charge (200 mins playback in 10 mins)
Water Resistance	IPX4 (Sweat and Water Resistant)
Control Type	Touch Control
Material	Polycarbonate (PC)
Item Weight	50 Grams
Product Dimensions	5.4 x 4.6 x 3.2 cm





## 9. WARRANTY AND SUPPORT

The Fastrack Fpods FZ100 comes with a **1-year warranty** from the date of purchase.


For any product-related queries, support, or warranty claims, please contact Fastrack customer care:

- **Customer Care Number:** 1800-266-0123
- **Email:** [customercare@titan.co.in](mailto:customercare@titan.co.in)
- **Manufacturer:** Titan Company Limited, no- 03 Sipcot Industries complex Hosur - 635126

## Related Documents

	<a href="#">Fastrack FPods FZ100 Truly Wireless Earbuds Quick Start Guide</a> Learn how to set up, use, and care for your Fastrack FPods FZ100 Truly Wireless Earbuds. This guide covers pairing, controls, features like gaming mode and voice assistant, charging, and specifications.
	<a href="#">Fastrack FPods FS100: Quick Start Guide, Features, and Specifications</a> Comprehensive quick start guide for Fastrack FPods FS100 Truly Wireless Earbuds. Learn about setup, controls, features like Quad Mic ENC, 60ms gaming mode, 40-hour playtime, and product specifications.
	<a href="#">Fastrack FPods FT7 Truly Wireless Earpods Quick Start Guide</a> Get started with your Fastrack FPods FT7 Truly Wireless Earpods. This guide covers setup, controls, features like 3C NitroFast Charge, Quad Mic ENC, and low latency gaming mode.
	<a href="#">Fastrack FPods FT7 Truly Wireless Earbuds Quick Start Guide</a> Get started with your Fastrack FPods FT7 Truly Wireless Earbuds. This guide covers setup, controls, features like 3C NitroFast Charge, Quad Mic ENC, low latency gaming mode, and specifications.

## Documents - Fastrack – FZ100



### [\[pdf\]](#) Instructions Test Report

Measurement Report Leo su Test reports Titan Company Limited FT9 Wireless Earphone 2AK9F 2AK9FFT9 ft9

Test Report Report No.: MTi230206004-05E1 Date of issue: 2023-03-07 Applicant: Titan Company Lim ... -C02-L-V1.1 6976D Right earphone: DHF-C02-R-V1.1 6976D Charging case: C02-1-Charge-V1.0 5516 FPods **FZ100**-V233-6CD8-3606328B-20230209-left-T FPods **FZ100**-V233-B9E6-20A2053E-20230209-right-T N/A MTi2302...

lang:en score:9 filesize: 4.88 M page\_count: 51 document date: 2023-08-30

