

Zündapp Z898

ZÜNDAPP Z898 Electric Mountain Bike User Manual

Model: Z898 | Brand: Zündapp

1. INTRODUCTION AND PRODUCT OVERVIEW

The Zündapp Z898 is a versatile 27.5-inch electric mountain bike designed for both daily commuting and light off-road adventures. This Pedelec combines robust construction with efficient electric assistance, making it suitable for various terrains and rider needs.

Key features include a durable aluminum frame, an 80mm suspension fork for comfortable riding, and a reliable 24-speed derailleur system. The electric drive is powered by a 250W rear wheel motor and a 504 Wh battery, providing ample assistance for climbs and longer rides. For safety and control, the bike is equipped with responsive hydraulic disc brakes and Kenda tires with a knobby profile for optimal grip.



Figure 1: Zündapp Z898 Electric Mountain Bike (Black/Red, 48 cm frame size).

2. SETUP AND INITIAL ASSEMBLY

Your Zündapp Z898 electric bicycle is delivered 98% pre-assembled to simplify the setup process. The package includes the bicycle itself, reflectors, a bell, a battery charger, and this instruction manual.

2.1 Unpacking and Inspection

- Carefully remove the bicycle and all components from the packaging.
- Inspect all parts for any signs of damage during transit. If any damage is found, contact customer support immediately.
- Ensure all listed components are present.

2.2 Final Assembly Steps

While most of the bike is pre-assembled, some final steps are required before your first ride:

1. **Handlebar Installation:** Attach and secure the handlebar to the stem. Ensure it is centered and tightened to the recommended torque specifications (refer to the detailed manual for torque values).
2. **Pedal Attachment:** Identify the left (L) and right (R) pedals. Thread them into the corresponding crank arms. Note that the left pedal has a reverse thread. Tighten securely.
3. **Front Wheel Installation:** Install the front wheel into the fork dropouts. Ensure the quick-release skewer or axle nuts are properly tightened.
4. **Seat Post and Saddle Adjustment:** Insert the seat post into the frame and adjust the saddle height to a comfortable and safe riding position. Secure the quick-release lever or bolt.
5. **Reflectors and Bell:** Attach the front and rear reflectors, and the bell, as required by local regulations.
6. **Battery Charging:** Before the first ride, fully charge the battery using the provided charger. Connect the charger to the battery port and then to a power outlet.

Always perform a safety check before your first ride, ensuring brakes are functional, tires are inflated to the correct pressure, and all bolts are tightened.

3. OPERATING YOUR ZÜNDAPP Z898

Understanding the features of your electric mountain bike will enhance your riding experience.

3.1 Electric Drive System

The Z898 is equipped with a 250W rear wheel motor and a 504 Wh battery. This system provides pedal assistance, meaning the motor assists you as you pedal. The level of assistance can typically be adjusted via the control panel on the handlebar.



Radnabenmotor
am Hinterrad



Perfekt für
alle Strecken



Figure 2: Rear hub motor and drivetrain, designed for versatile terrain.

The battery offers a range of up to 135 km on a single charge. Please note that the actual range may vary significantly based on factors such as rider weight, riding style, terrain, weather conditions, and the level of pedal assistance used. A minimum range of 15 km can be expected under less ideal conditions.



Bis 135 km Reichweite
mit einer Akku-Ladung*

*Variiert je nach Zuladung, Fahrweise, Witterung und Topographie. Reichweite mindestens 15 km.

Figure 3: Illustrative range of up to 135 km per charge.


3.2 Gearing and Braking

Your Z898 features a 24-speed derailleur system, allowing you to select the appropriate gear for different inclines and speeds. The trigger shifters provide smooth and precise gear changes.



Schalthebel

Trigger Shifter
leicht zu bedienen



Kettenschaltung

Shimano Deore
hochwertig, zuverlässig



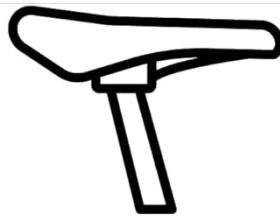
Figure 4: Trigger shifter and Shimano Deore derailleur for smooth gear changes.

For reliable stopping power, the bike is equipped with hydraulic disc brakes. These brakes offer consistent performance in various weather conditions and require minimal effort to operate effectively.



Scheibenbremsen

präzise und
witterungsfest



MTB-Sattel

bequemes Polster
Druckentlastung



Federgabel


Stoßdämpfung
80 mm



Figure 5: Hydraulic disc brakes, comfortable MTB saddle, and 80mm suspension fork.


3.3 Rider Suitability and Comfort

The Zündapp Z898 Hardtail mountain bike is recommended for individuals with a height between 170 cm and 190 cm. The 27.5-inch wheel size and 48 cm frame are designed to provide a comfortable and efficient riding posture.



Körpergröße

170-190cm



Radgröße

27,5 Zoll



Gänge

10



Figure 6: Recommended rider height and wheel size for the Z898.



Sitzposition
sportlich



Besonders
energieeffizient



Figure 7: Sporty riding position and energy-efficient design.

3.4 Ananda Ride App Integration

The Z898 can be integrated with the Ananda Ride App, which may offer additional features such as ride tracking, navigation, and detailed statistics. Refer to the app's instructions for pairing and usage.



Figure 8: Ananda Ride App integration for enhanced riding experience.

4. MAINTENANCE

Regular maintenance is crucial for the longevity and safe operation of your Zündapp Z898 electric mountain bike.

4.1 Routine Checks

- **Tire Pressure:** Check tire pressure before each ride and inflate to the recommended PSI (indicated on the tire sidewall).
- **Brakes:** Test both front and rear brakes for proper function and responsiveness. Ensure brake levers are not spongy and pads are not excessively worn.
- **Chain Lubrication:** Keep the chain clean and lubricated, especially after riding in wet or dusty conditions.
- **Bolts and Fasteners:** Periodically check all bolts and fasteners (e.g., handlebar, seat post, wheels) for tightness.

- **Suspension Fork:** Inspect the suspension fork for any leaks or damage. Keep stanchions clean.




Figure 9: Regular inspection and maintenance of bicycle components.

4.2 Battery Care

- **Charging:** Always use the original charger provided with your bike. Avoid overcharging or completely draining the battery.
- **Storage:** If storing the bike for an extended period, charge the battery to 50-70% and store it in a cool, dry place. Recharge every few months to maintain battery health.
- **Cleaning:** Keep battery contacts clean and dry.

4.3 Cleaning

Clean your bike regularly with mild soap and water. Avoid high-pressure washers directly on electrical components, bearings, or seals.

5. TROUBLESHOOTING

This section addresses common issues you might encounter with your Zündapp Z898. For more complex problems, please contact Zündapp customer support or a certified bicycle mechanic.

- **Motor Not Assisting:**
 - Check if the battery is properly seated and charged.
 - Ensure the system is turned on and the correct assistance level is selected on the display.
 - Verify that all cables are securely connected and undamaged.
- **Battery Not Charging:**
 - Confirm the charger is correctly plugged into both the battery and a working power outlet.
 - Check the charger's indicator light (if any) for status.
 - Inspect the charging port and charger cable for any visible damage.
- **Brakes Squealing or Weak:**
 - Clean brake rotors and pads. Contamination can cause noise.
 - Check for worn brake pads and replace if necessary.
 - If brakes feel spongy, they may need bleeding (professional service recommended).
- **Gears Not Shifting Smoothly:**
 - Check for a bent derailleur hanger or damaged derailleur.

- Ensure the chain is clean and lubricated.
- Derailleur cables may need adjustment or replacement.

6. SPECIFICATIONS

Feature	Specification
Product Weight	22.5 kg
Manufacturer	Zündapp
Model Number	Z898
Bike Type	Mountain Bike (Electric)
Age Range	Adult
Color	Black / Red
Wheel Size	27.5 inches (69.85 cm)
Frame Material	Aluminum
Suspension Type	Front (80mm travel)
Special Feature	Rechargeable
Included Components	1 bicycle, accessories (reflectors, bell, charger, instruction manual)
Frame Size	48 cm
Motor Power	250W (rear wheel motor)
Battery Capacity	504 Wh
Gears	24 speeds
Brakes	Hydraulic Disc Brakes

7. WARRANTY AND SUPPORT

For information regarding the warranty of your Zündapp Z898 electric mountain bike, please refer to the warranty card included with your purchase or visit the official Zündapp website. Keep your proof of purchase for any warranty claims.

If you encounter any issues that cannot be resolved using the troubleshooting guide, or if you require technical assistance, please contact Zündapp customer support. You can find contact information on the official Zündapp

website or in the documentation provided with your bicycle.

Official Zündapp Website: www.zuendapp.com



Figure 10: Zündapp customer support is available for assistance.