

## Husqvarna 585639084

# Husqvarna X-Cut S83G Chainsaw Chain Instruction Manual

Model: S83G (585639084) | Brand: Husqvarna

## 1. PRODUCT OVERVIEW

The Husqvarna X-Cut S83G is a semi-chisel, 3/8" pitch, .050" gauge, guarded chain meticulously designed, built, and tested alongside Husqvarna chainsaws. This robust and pre-stretched chain features a guarded drive link for reduced kick-back, ensuring a sharpness that endures longer and requires less maintenance. Its semi-chisel cutter profile is less susceptible to dirt and is easy to file. Equipped with a golden tie-strap, it guides users on where to begin and end filing, ensuring optimal efficiency and longevity.

### Key Features

- Fits 24 inch chainsaw bars on 455 and 460 Rancher Chainsaws.
- Husqvarna's X-Cut chain is ready to supercharge your homeowner or professional chainsaw cutting work.
- High durability thanks to a precisely balanced combination of materials and manufacturing processes.
- Sharpness straight out of the box that lasts longer before needing to be sharpened and Pre-stretched at the factory so it works longer without needing to be adjusted.
- Oil-shaped channels in the links transport oil to the X-Cut, resulting in superior lubrication and less wear and tear on your saw.



 **Husqvarna**<sup>®</sup>

**X-CUT**<sup>®</sup>

**S83G**



585 63 90-84

Image: Husqvarna X-Cut S83G Chainsaw Chain in its retail packaging, highlighting its key specifications.




Image: A close-up illustration of the X-Cut chain, emphasizing its design for optimized performance by Husqvarna.

## 2. SETUP AND INSTALLATION

This section provides guidance on preparing your Husqvarna X-Cut S83G chainsaw chain for optimal performance.

### Compatibility

The Husqvarna X-Cut S83G chain is designed to fit 24-inch chainsaw bars on Husqvarna 455 and 460 Rancher Chainsaws. Always verify compatibility with your specific chainsaw model before installation.

### Pre-Stretching

The X-Cut chain comes pre-stretched from the factory, minimizing the need for initial adjustments and ensuring it is ready for immediate use. This factory pre-stretching helps maintain proper tension during operation.

### Installation

1. Ensure your chainsaw is turned off and the spark plug cap is removed for safety.

2. Refer to your chainsaw's instruction manual for specific chain installation procedures.
3. Carefully place the chain onto the guide bar, ensuring the cutting teeth are facing the correct direction for cutting.
4. Fit the chain around the drive sprocket.
5. Adjust chain tension according to your chainsaw manufacturer's recommendations. The chain should be snug but still able to be pulled freely around the bar by hand.



Image: A person operating a chainsaw, demonstrating the chain's readiness for use straight out of the box due to its pre-stretched nature.

### **3. OPERATING INSTRUCTIONS**

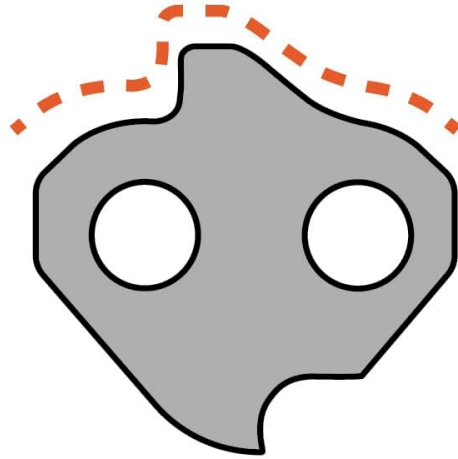
The Husqvarna X-Cut S83G chain is engineered for high cutting efficiency.

#### **Cutting Performance**

This semi-chisel chain with a guarded drive link is designed to reduce kick-back, making it suitable for both homeowner and professional use. Its robust construction ensures consistent cutting performance.

#### **Lubrication**

The chain features oil-shaped channels in its links. These channels are designed to transport oil effectively to the X-Cut, ensuring superior lubrication during operation. Proper lubrication is crucial for reducing wear and tear on your saw and extending the chain's lifespan. Always ensure your chainsaw's oil reservoir is adequately filled with the recommended bar and chain oil.



## Guarded Drive Link

Reduces kickback, suitable for both homeowner and professional use

Image: An illustration detailing the guarded drive link, which helps reduce kickback and is suitable for various users.

### 4. MAINTENANCE AND CARE

Regular maintenance of your chainsaw chain is essential for safety, efficiency, and longevity.

#### Sharpening

The X-Cut chain is designed for sharpness that lasts longer. When sharpening becomes necessary, the golden tie-strap feature serves as a visual indicator. This golden link helps you identify where to start and stop filing, and when to turn the chainsaw around to file the other half of the cutter links. This feature helps minimize the likelihood of grinding the same link twice or missing links, thereby extending the chain's life.

For optimal sharpening, use a 7/32" (5.5mm) round file. Maintain the correct filing angle as specified by Husqvarna.

## Cutter Profile



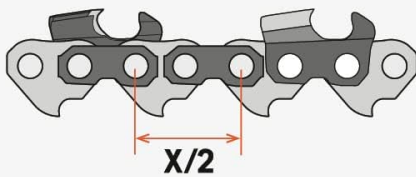
Semi-Chisel

## Chain Type



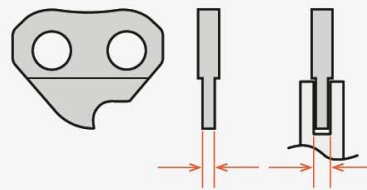
Standard

## Pitch



3/8"

## Gauge



.050"

# S83G Chainsaw Chain

Image: A diagram illustrating the semi-chisel cutter profile, standard chain type, 3/8" pitch, and .050" gauge of the S83G chainsaw chain.

## Cleaning and Storage

After each use, clean the chain to remove sawdust, resin, and debris. Store the chain in a dry place to prevent rust.

## 5. TROUBLESHOOTING

This section addresses common issues you might encounter with your chainsaw chain.

### Chain Not Cutting Efficiently

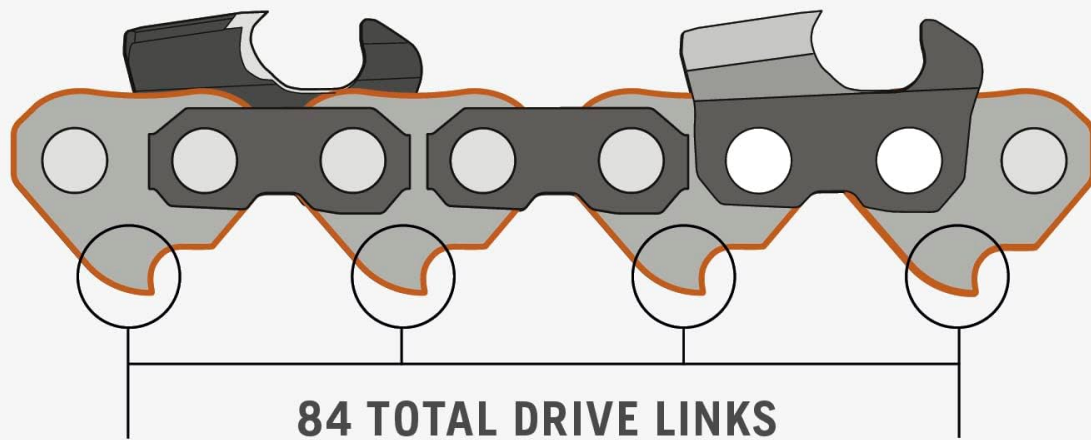
- Check if the chain is dull. Sharpen the chain using the golden tie-strap as a guide.
- Ensure the chain is properly tensioned. A loose chain can cause poor cutting and increase wear.
- Verify that the chain is installed with the cutting teeth facing the correct direction.

### Excessive Wear

- Ensure adequate lubrication. Check the chainsaw's oil reservoir and the oil flow to the bar and chain.
- Avoid cutting into dirt or abrasive materials, which can rapidly dull the chain.
- Confirm the chain tension is not too tight, as this can lead to premature wear on the chain and bar.

## 6. PRODUCT SPECIFICATIONS

Feature	Detail
Chain Length	24 Inches
Drive Link Count	84
Manufacturer	Husqvarna
UPC	193028002238
Part Number	585639084
Item Weight	15.1 ounces
Product Dimensions	2 x 1 x 5 inches
Item model number	585639084
Power Source	hand_powered
Item Package Quantity	1
Included Components	1 Chainsaw Chain
Item Pitch	0.38 Inches
Chain Type	Semi-Chisel
Gauge	0.05



## 24-in Chain, 84 Drive Links

Image: An illustration highlighting the 24-inch length and 84 total drive links of the chainsaw chain.

### 7. WARRANTY INFORMATION

This Husqvarna X-Cut S83G Chainsaw Chain comes with a 90-day warranty from the date of purchase. This warranty covers manufacturing defects and material flaws under normal use. Please retain your proof of purchase for any warranty claims. For detailed terms and conditions, please contact Husqvarna customer support.

### 8. CUSTOMER SUPPORT

For further assistance, technical support, or to inquire about replacement parts, please visit the official Husqvarna website or contact their customer service department.

You can also visit the [Husqvarna Store on Amazon](#) for more products and information.

