



Manuals.plus /

› Vibeat /

› Vibeat Smart Watch User Manual

Vibeat 208BT

Vibeat Smart Watch Instruction Manual

Model: 208BT

Brand: Vibeat

INTRODUCTION

The Vibeat Smart Watch is designed to enhance your daily life with smart features and comprehensive health tracking. This manual provides essential information on setting up, operating, and maintaining your device to ensure optimal performance.

- **Smart Bluetooth Call & Reminder:** Connect via Bluetooth to dial/answer calls and receive SNS notifications.
- **All-round Health Tracking:** Monitors 24/7 Heart Rate, Stress levels, Blood Oxygen (SpO2), and sleep patterns.
- **Useful Fitness Watch:** Supports 20 sports modes, records steps, distance, calories, and heart rate. IP68 waterproof for open water swimming.
- **Helpful Extras:** Features weather updates, noise monitor, Bluetooth Alexa, and music control.
- **Attractive Watch Faces:** Customize your watch face from the app or use your own photos.
- **Great Battery Life:** Up to 14 days of use and 30+ days standby on a single charge.

WHAT'S IN THE BOX

- 1 x Smartwatch
- 1 x Charging Cable
- 1 x User Manual (Printed)

SETUP GUIDE

1. Initial Setup & App Installation

Before first use, ensure your smartwatch is fully charged. Download the 'VeryFit' app from the Google Play Store or Apple App Store. You can find the QR code for the app in the printed user manual or on the watch screen during initial setup.



Figure 1: Vibeat Smart Watch main display.

2. Pairing Your Smart Watch

Open the 'VeryFit' app on your smartphone. Navigate to the 'Device' tab and select 'Add Device'. The app will search for your Vibeat Smart Watch (ID208BT). Once found, tap to pair. Follow any on-screen prompts to confirm the pairing on both your phone and watch.

Your browser does not support the video tag.

Video: This video demonstrates the quick setup process of the Vibeat Smart Watch, including app installation and initial pairing with a mobile device.

3. Attaching/Removing Watch Straps

To remove a strap, locate the quick-release pin on the underside of the strap where it connects to the watch body. Slide the pin inwards and gently pull the strap away from the watch. To attach a strap, align the pin with the corresponding hole on the watch body, slide the pin inwards, and push the strap into place until the pin locks securely.

Your browser does not support the video tag.

Video: This video provides a step-by-step guide on how to remove and attach straps to your Vibeat fitness watch, ensuring a secure fit.

OPERATING INSTRUCTIONS

1. Basic Navigation

The Vibeat Smart Watch features a responsive touch screen and a side button for navigation. Swipe up/down or left/right to browse through different functions and data screens. Press the side button to return to the home screen or wake the device.

2. Bluetooth Calling

Once connected to your phone via Bluetooth, you can make and answer calls directly from your watch. The built-in microphone and speaker allow for hands-free communication.



Figure 2: Bluetooth Call & Message Reminder feature.

Your browser does not support the video tag.

Video: This video demonstrates how to make and answer calls directly from your Vibeat Fitness Watch.

3. Alexa Assistant

Integrate with Alexa Assistant to control smart home devices, check weather, set timers, and more using voice commands directly from your watch.

Amazon Alexa Voice Assistant



Figure 3: Amazon Alexa Voice Assistant integration.

Your browser does not support the video tag.

Video: This video explains how to enable and use Alexa on your Vibeat Smartwatch for men and women.

4. Health Tracking

The watch continuously monitors your heart rate, blood oxygen (SpO₂), and stress levels. It also tracks your sleep patterns, distinguishing between deep and light sleep, to help you understand your overall health. *(Note: Health data is for reference only and cannot be used for medical diagnosis.)*

24-Hour Health Tracking

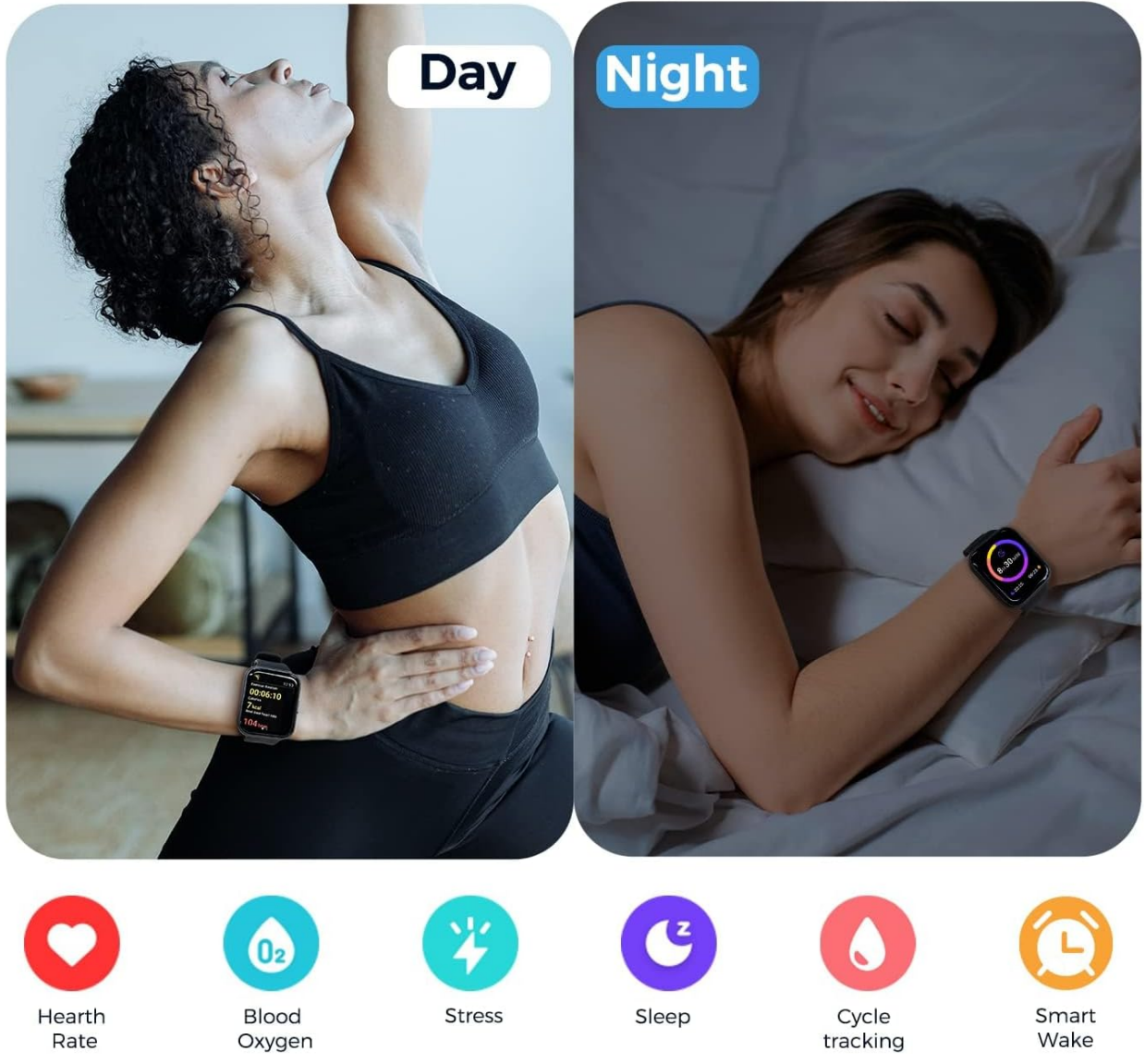


Figure 4: 24-Hour Health Tracking features.

5. Sports Modes & Activity Tracking

Choose from 20 sports modes to track your workouts accurately. The watch records steps, distance, calories burned, and activity minutes. Connected GPS allows for precise outdoor activity tracking.

20+

Sports Modes

Your personal fitness tracker



Figure 5: 20+ Sports Modes for personal fitness tracking.

6. Music Control & Other Features

Control music playback on your smartphone directly from your watch. Other useful features include weather forecasts, an ambient noise monitor, a 'Find My Phone' function, and a flashlight.

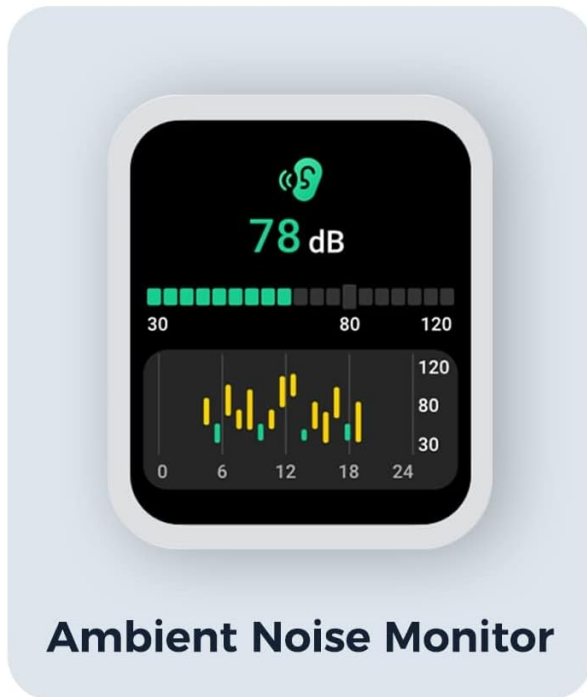
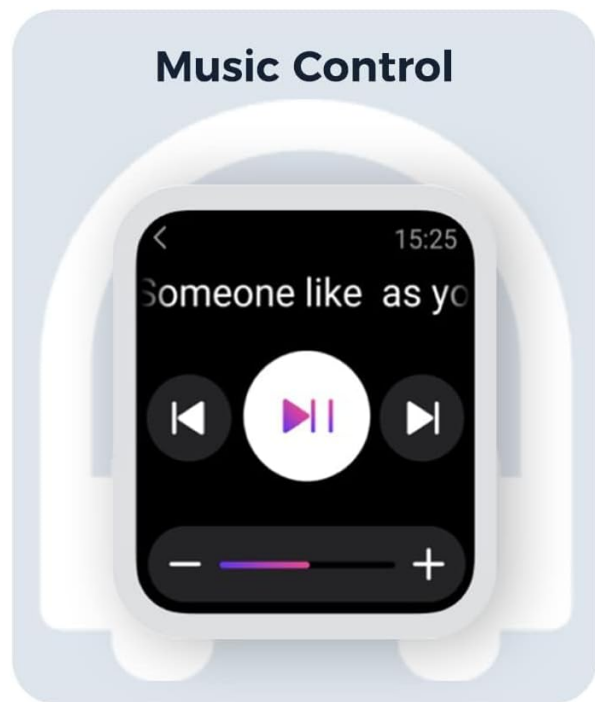


Figure 6: Helpful Extras including Weather, Music Control, Ambient Noise Monitor, and Stress Monitoring.

7. Customizable Watch Faces

Personalize your watch with a variety of attractive watch faces available through the 'VeryFit' app. You can also upload your own photos to create unique custom dials.

1.69"HD Display & DIY Dials



Figure 7: 1.69" HD Display & DIY Dials.

MAINTENANCE

1. Charging

The Vibeat Smart Watch uses magnetic charging. Connect the charging cable to the magnetic contacts on the back of the watch. A full charge takes approximately 2 hours and provides up to 14 days of daily use or 30+ days of standby time.



Figure 8: Smart Watch Dimensions and Charging Cable.

2. Water Resistance (IP68)

The watch is IP68 waterproof, making it suitable for hand washing, heavy rain, and open water swimming. It is not recommended for hot water, saunas, or diving.

Fast Magnetic Charging

Daily use: 14 Days
Power-saving: 24 Days
Charging time: 2 Hours



IP68 Waterproof

Built-in waterproof speakers & microphones

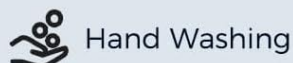


Figure 9: IP68 Waterproof feature.

3. Water Ejection

After swimming or exposure to water, use the water ejection feature to clear any remaining water from the speaker and microphone. This helps maintain sound quality and device longevity.

Your browser does not support the video tag.

Video: This video demonstrates how to use the water ejection feature on the Vibeat Smart Watch after swimming to drain water.

TROUBLESHOOTING

1. Connectivity Issues

Ensure Bluetooth is enabled on your smartphone and the watch is within range. Restart both the watch and the 'VeryFit' app. If issues persist, try unpairing and re-pairing the device.

2. Notifications Not Appearing

Check app permissions for 'VeryFit' on your smartphone to ensure notifications are allowed. Verify that notification settings are enabled within the 'VeryFit' app for specific applications.

3. Battery Draining Quickly

Reduce screen brightness, disable unnecessary continuous health monitoring features, and limit frequent use of Bluetooth calling or Alexa if not needed. Ensure the watch is fully charged using the provided cable.

4. Health Data Inaccuracies

Ensure the watch is worn snugly on your wrist, about one finger's width above the wrist bone. Avoid wearing it too loosely or too tightly. Remember that health data from the watch is for reference purposes only and should not be used for medical diagnosis.

SPECIFICATIONS

Brand	Vibeat
Model Number	208BT
Screen Size	1.69 Inches
Display Type	Color Screen
Connectivity Technology	Bluetooth
Bluetooth Version	BLE 5.1
Waterproof Level	IP68
Battery Capacity	300mAh
Charging Time	About 2 hours
Battery Life	Up to 14 days (daily use), 30+ days (standby)
Item Weight	1.44 ounces
Operating System	Android (compatible with iOS 9.0/Android OS 6.0 or above)

WARRANTY & SUPPORT

For detailed warranty information, please refer to the documentation included with your product. For further assistance, troubleshooting, or to access the full user manual in PDF format, please visit the official Vibeat Store or refer to the User Manual (PDF) provided:

[User Manual \(PDF\)](#)

You can also visit the [Vibeat Store](#) for additional support and product information.