



Manuals.plus /

› Veehoo /

› Veehoo Dog Bed Cover Instruction Manual

## Veehoo CWC2303A, CWC2303B

# Veehoo Dog Bed Cover Instruction Manual

Model: CWC2303A, CWC2303B | Brand: Veehoo

## 1. OVERVIEW

---

The Veehoo Dog Bed Cover is a high-quality replacement cover designed specifically for Veehoo elevated dog bed models CWC2303A and CWC2303B, Size L. Crafted from durable Teslin mesh fabric, this cover offers excellent cooling, breathability, and anti-scratch properties, ensuring a comfortable and long-lasting resting place for your pet. Its water-permeable design and easy removal feature make cleaning and maintenance simple.



Image: The Veehoo Dog Bed Cover shown both as a standalone mesh fabric and installed on an elevated dog bed with a Labrador Retriever resting comfortably.

### Key Features:

- **Compatibility:** Specifically designed for Veehoo elevated dog bed models CWC2303A and CWC2303B, Size L.
- **Dimensions:** Measures 40–L x 28–W x 0.2– Th (101.5 x 70.5 x 0.5cm).
- **Material:** Made from high-quality Teslin mesh fabric.
- **Comfort:** Provides a cooling touch and is highly breathable.
- **Durability:** Anti-scratch and tear-resistant for long-term use.
- **Maintenance:** Water-permeable and easy to remove for cleaning.



## **Industrial Strength Velcro**



## **Durable & Tear-Resistant**






Image: Detailed view highlighting the industrial strength Velcro and the durable, tear-resistant nature of the fabric.



**A COOLING TOUCH**



**BREATHABLE**



**ANTI-SCRATCH  
TESLIN**

Image: Visual representation of the cover's cooling, breathable, and anti-scratch properties, with a close-up of a dog's paw on the mesh.

## 2. SETUP INSTRUCTIONS

---

This section provides step-by-step instructions for replacing or installing your Veehoo Dog Bed Cover onto a compatible Veehoo elevated dog bed frame (models CWC2303A, CWC2303B, Size L). Ensure you have the correct frame size before proceeding.

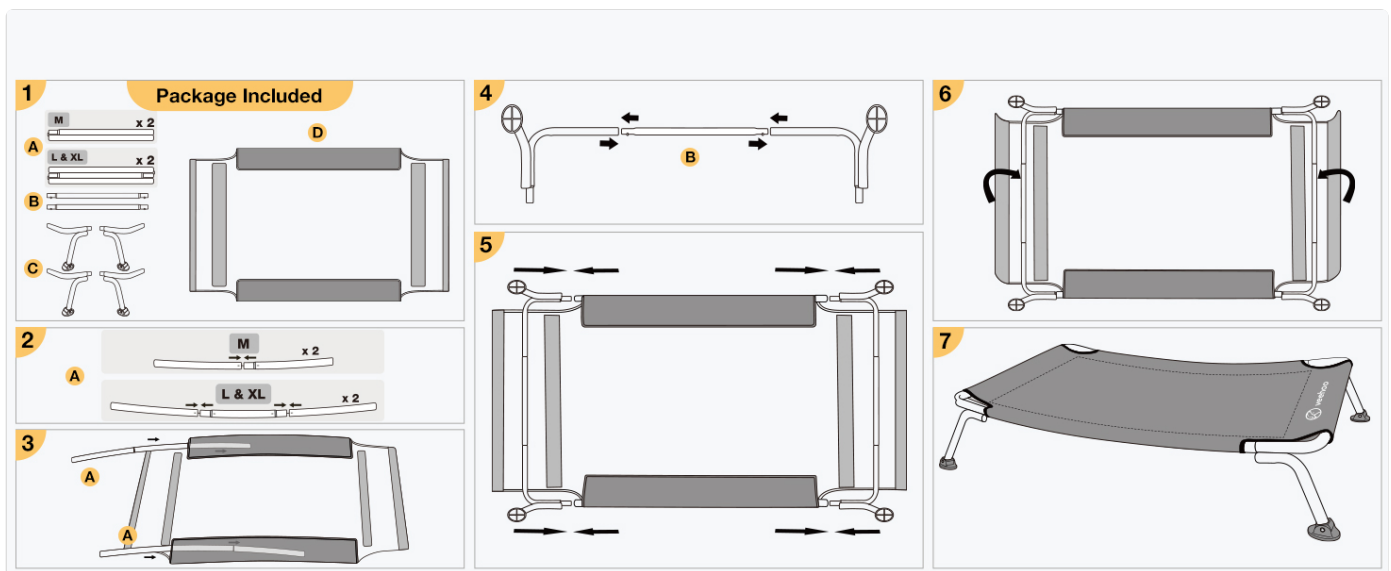


Image: Illustrated assembly guide for the elevated dog bed, detailing how the cover integrates with the frame components.

- Step 1: Identify Components.** Unpack all components. You should have the fabric cover (D), two long side rails (A), two short end rails (B), and four leg assemblies (C).
- Step 2: Assemble Side Rails.** For L & XL sizes, connect the two parts of each long side rail (A) together. For M size, the side rails are single pieces.
- Step 3: Insert Side Rails into Cover.** Slide the assembled long side rails (A) into the sleeves along the longer edges of the fabric cover (D).
- Step 4: Assemble End Rails.** Connect the two parts of each short end rail (B) together.
- Step 5: Insert End Rails into Cover.** Slide the assembled short end rails (B) into the sleeves along the shorter edges of the fabric cover (D).
- Step 6: Connect Frame Corners.** Attach the leg assemblies (C) to the corners of the frame, ensuring the fabric cover is taut. The diagram shows the end rails being pulled outwards to create tension before attaching the legs.
- Step 7: Finalize Assembly.** Ensure all connections are secure and the fabric cover is stretched tightly across the frame. The bed should be stable and ready for use.

### 3. OPERATING (USAGE)

The Veehoo Dog Bed Cover provides a comfortable and elevated resting surface for your dog, suitable for both indoor and outdoor use. Its breathable Teslin fabric helps keep your pet cool, especially in warmer climates, and its durable construction withstands regular use.



Image: A dog enjoying the elevated bed indoors, demonstrating its suitability for home environments.



Image: The elevated dog bed positioned outdoors, highlighting its versatility for various settings.

Place the bed in a location where your dog can comfortably rest. The elevated design keeps your pet off hard, cold, or hot surfaces, promoting better air circulation and joint support. The water-permeable material allows for quick drying if used outdoors or if spills occur.

## 4. MAINTENANCE

---

Regular cleaning of your Veehoo Dog Bed Cover will ensure hygiene and extend its lifespan. The Teslin mesh fabric is designed for easy cleaning.

### Cleaning Instructions:

- **Easy Removal:** The cover can be easily removed from the bed frame for thorough cleaning or replacement.
- **Spot Cleaning:** For minor spills or dirt, wipe the affected area with a damp cloth and mild soap.
- **Deep Cleaning:** For a more thorough clean, the cover can be hosed down or washed by hand with mild detergent.
- **Drying:** Allow the cover to air dry completely before reattaching it to the frame. The water-permeable material facilitates quick drying.
- **Avoid Harsh Chemicals:** Do not use bleach or harsh abrasive cleaners, as these can damage the Teslin fabric.

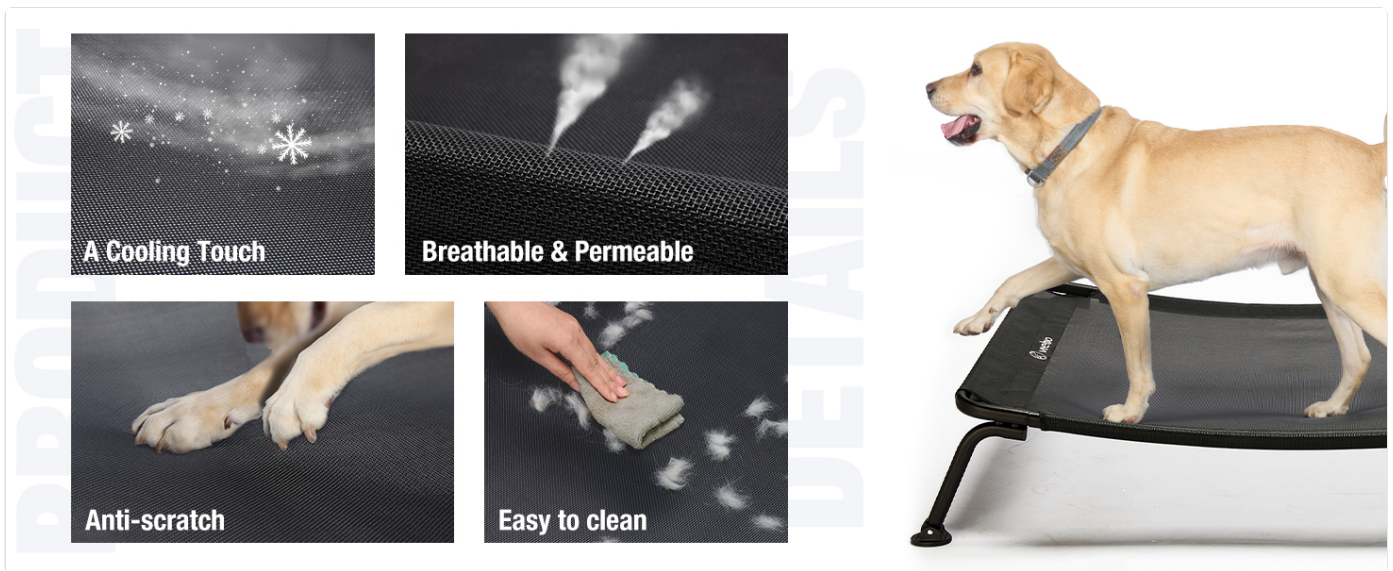


Image: Visuals demonstrating the fabric's properties, including its ease of cleaning by wiping away pet hair.

## 5. TROUBLESHOOTING

If you encounter any issues with your Veehoo Dog Bed Cover, please refer to the common problems and solutions below:

Problem	Possible Cause	Solution
Cover does not fit the frame.	Incorrect size or model compatibility.	Ensure your bed frame is Veehoo model CWC2303A or CWC2303B, Size L. Refer to the specifications section for exact cover dimensions.
Fabric appears loose or sags.	Improper installation or frame not fully assembled.	Review the "Setup Instructions" to ensure all frame components are securely connected and the fabric is stretched tautly.
Tears or excessive wear on the fabric.	Normal wear and tear, or extreme scratching/chewing.	While the fabric is anti-scratch, extreme chewing or digging can cause damage. Consider a new replacement cover if damage is significant.
Stains or persistent odors.	Insufficient cleaning or prolonged exposure to moisture/dirt.	Follow the "Maintenance" section for thorough cleaning. Ensure the cover is completely dry after washing to prevent odors.

## 6. SPECIFICATIONS

Attribute	Detail
Brand	Veehoo
Model Compatibility	CWC2303A, CWC2303B
Size	Large (L)
Cover Dimensions (L x W x Th)	40-L x 28-W x 0.2- Th (101.5 x 70.5 x 0.5cm)
Compatible Bed Frame Dimensions	42-L x 30-W x 8-H (107 x 76 x 20 cm)
Material	Textilene Mesh Fabric
Color	Black
Item Weight	1.22 pounds
Date First Available	March 31, 2023

**L**  
**SIZE**

**Only for Bed Model:**  
CWC2303A, CWC2303B




Image: Detailed dimensions for the Size L cover, confirming compatibility with CWC2303A and CWC2303B models.




	<b>MAT SIZE</b>	<b>MAX LOAD</b>	<b>DOG BREED EXAMPLE</b>	<b>COMPATIBLE BED SIZE</b>	
<b>M</b>	30.5" x 23.5"	Up to 100 lbs	Bulldog, Corgis, Chihuahua, Pomeranian, Border Collie, Samoyed	32" x 25" x 8"	
<b>L</b>	40.5" x 28.5"	Up to 120 lbs	Golden Retriever, Labrador, Boxers, Border Collie, German Shepard	42" x 30" x 8"	
<b>XL</b>	47.5" x 31.5"	Up to 150 lbs	Golden Retriever, Labrador, Rottweilers, Boxers, Huskies, Wolf dog, German Shepard	49" x 33" x 8"	

Image: Comprehensive size chart for Veehoo dog bed covers, detailing mat size, maximum load, example dog breeds, and compatible bed frame sizes for M, L, and XL.

## 7. WARRANTY & SUPPORT

Veehoo is committed to providing high-quality products. While specific warranty details are not provided in this manual, we encourage customers to retain their proof of purchase for any potential warranty claims.

For product support, questions, or concerns, please visit the official Veehoo store on Amazon or contact customer service through the platform where you purchased the product. You can also visit the Veehoo Brand Store for more information and to explore other products.