

Ravemen LR1200

RAVEMEN LR1200 Bike Front Light

INSTRUCTION MANUAL

Introduction

Thank you for choosing the RAVEMEN LR1200 Bike Front Light. This high-performance headlight is designed to enhance your cycling experience with its powerful illumination, intelligent features, and durable construction. This manual provides detailed instructions for the proper installation, operation, and maintenance of your LR1200 light to ensure optimal performance and longevity.



A detailed view of the RAVEMEN LR1200 bike front light, showcasing its sleek black aluminum body and integrated handlebar mount.

Safety Information

- Do not look directly into the light beam when the light is on, as it can cause temporary vision impairment.
- Ensure the light is securely mounted to your bicycle handlebar before each ride to prevent it from falling off.
- Always use appropriate light modes for your riding conditions and local regulations.
- Keep the light away from children.
- Do not disassemble or modify the light, as this will void the warranty and may cause damage.

Package Contents

Please check the package contents to ensure all items are present:

- RAVEMEN LR1200 Bike Front Light
- Handlebar Mount
- USB-C Charging Cable

- [User Manual](#)

Product Features

The RAVEMEN LR1200 is equipped with several advanced features:

- **1200 Lumens Brightness:** Provides powerful illumination for clear visibility.
- **Intelligent DRL Mode:** Features an intelligent daytime running light mode with auto on/off function and a light sensor for optimal visibility in varying ambient light conditions.
- **IPX6 Water Resistance:** Designed to withstand heavy rain and muddy conditions.
- **USB-C Rechargeable:** Convenient and universal charging via USB-C port.
- **Rugged Aluminum Alloy Housing:** Durable anodized aluminum body for excellent heat dissipation and long-term use.
- **Curved Optical Lens & Side Lighting:** Ensures wide and evenly distributed light, enhancing side visibility for safer riding.

SEE AND BE SEEN IN CONFIDENCE

wide and even-distributed light with side visibility for a safer riding experience



The RAVEMEN LR1200 features a curved optical lens and side lighting, designed to provide wide and evenly distributed light for enhanced visibility and safer riding.

USB-C RECHARGEABLE BIKE FRONT LIGHT

simplify your cables with only 1 common-use USB C cable



The durable anodized aluminum body of the LR1200 ensures ruggedness and provides excellent heat dissipation for prolonged use.

Installation

Follow these steps to properly install your LR1200 bike light:

1. **Attach the Handlebar Mount:** Secure the provided handlebar mount to your bicycle's handlebar. Ensure it is tightened firmly to prevent movement during rides.
2. **Slide in the Light:** Slide the LR1200 light onto the mount until it clicks securely into place.
3. **Adjust Angle:** Adjust the angle of the light to ensure optimal illumination of the road ahead without blinding oncoming traffic.
4. **Optional Upside-Down Mounting:** For a decluttered handlebar, the LR1200 can be mounted upside down using the optional AUB01 adapter (sold separately).

(OPTIONAL) AUB01 UPSIDE-DOWN MOUNTING

declutter your handlebar by mounting the bike light upside down with AUB01



AUB01
(Sold Separately)

The LR1200 can be mounted upside down using the optional AUB01 adapter (sold separately), allowing for a cleaner handlebar setup.

Operation

The LR1200 features a single button for easy control:

- **Power On/Off:** Press and hold the power button for approximately 1 second to turn the light on or off.
- **Mode Switching:** With the light on, short press the power button to cycle through the available brightness modes: High, Mid, Low, Eco, and Pulse Flashing.
- **Intelligent DRL Mode:** The light automatically adjusts its brightness and turns on/off based on ambient light conditions when in DRL mode.

Brightness Modes and Runtimes

Mode	Brightness	Runtime
High	1200 Lumens	1.6 Hours

Mode	Brightness	Runtime
Mid	600 Lumens (estimated)	3.0 Hours
Low	300 Lumens (estimated)	6.5 Hours
Eco	100 Lumens (estimated)	14.5 Hours
Pulse Flashing	Varies	25.5 Hours



This image illustrates the Intelligent Daytime Running Light (DRL) mode of the LR1200, which includes an auto on/off function and a light sensor to adapt to varying ambient light conditions.

Charging

The LR1200 is equipped with a USB-C charging port:

- Connect the provided USB-C cable to the light's charging port and to a USB power source (e.g., computer, wall

adapter, power bank).

- The indicator light will show **red** during charging.
- The indicator light will turn **green** when the battery is fully charged.
- The light can also be powered by an external power source to extend runtime for longer journeys.



IPX6 WATER RESISTANCE

easily cope with muddy roads and cloudburst

The LR1200 features a convenient USB-C charging port, simplifying cable management. A red indicator signifies charging, while green indicates a full charge.

Maintenance

To ensure the longevity and optimal performance of your LR1200 light, follow these maintenance guidelines:

- **Cleaning:** Wipe the light's body and lens with a soft, damp cloth. Do not use abrasive cleaners or solvents.
- **Storage:** Store the light in a cool, dry place when not in use. Avoid extreme temperatures.
- **Battery Care:** To prolong battery life, charge the light regularly, even if it's not used frequently. Avoid fully discharging the battery for extended periods.

- **Water Resistance:** While IPX6 rated, avoid submerging the light in water. Ensure the USB-C port cover is securely closed when riding in wet conditions.

RUGGED ALUMINUM ALLOY HOUSING

durable anodized aluminum body with better heat dissipation for long-time use



With an IPX6 waterproof rating, the RAVEMEN LR1200 is designed to withstand muddy roads and heavy rain, ensuring consistent and reliable performance.

Troubleshooting

If you encounter issues with your LR1200 light, refer to the following common problems and solutions:

- **Light not turning on:** Ensure the battery is charged. Connect the light to a power source and check the charging indicator.
- **Light flickering or dim:** The battery may be low. Recharge the light fully.
- **Mount not holding securely:** Re-tighten the handlebar mount. Ensure the light is fully clicked into the mount.
- **DRL mode not activating:** Check if the light sensor is obstructed or if ambient light conditions are too bright for DRL to engage.

If the problem persists, please contact RAVEMEN customer support for further assistance.

Specifications

Specification	Detail
Model	LR1200
Brightness	1200 Lumens
Water Resistance Level	IPX6 (Waterproof)
Power Source	Battery Powered (USB-C Rechargeable)
Material	Aluminum
Mounting Type	Handlebar Mount
Number of Settings	3 (Brightness levels, plus DRL and flashing modes)
Color	Blue
Item Package Dimensions	6.97 x 4.53 x 1.73 inches
Package Weight	0.26 Kilograms
Manufacturer	Ravemen
First Available Date	March 30, 2023



Warranty and Support





RAVEMEN products are manufactured to high-quality standards. For warranty information or technical support, please refer to the warranty card included with your product or visit the official RAVEMEN website. Keep your purchase receipt as proof of purchase for warranty claims.

For direct support, you may contact RAVEMEN customer service through their official channels.

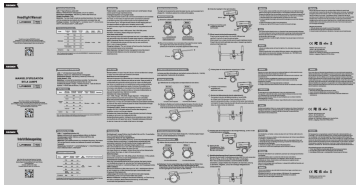
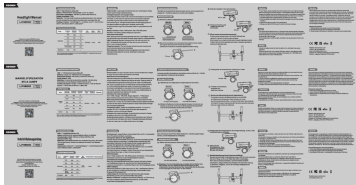
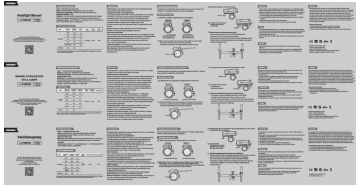
© 2023 Ravemen. All rights reserved.

Related Documents - LR1200

	Ravemen CR600 Bike Headlight User Manual - 600 Lumens, IPX6 Waterproof User manual for the Ravemen CR600 bicycle headlight, detailing its 600 lumens output, multiple lighting modes, IPX6 water resistance, mounting instructions, safety precautions, and warranty information.
	Ravemen CR1000 Bicycle Headlight User Manual and Specifications Comprehensive user manual and technical specifications for the Ravemen CR1000 bicycle headlight. Learn about operation, mounting, safety guidelines, battery care, and warranty information.

	<p>Ravemen FR160 Headlight Manual and Specifications</p> <p>Comprehensive manual for the Ravemen FR160 bicycle headlight, detailing technical specifications, performance parameters, usage instructions, safety warnings, and warranty information. Includes multilingual support.</p>
	<p>Ravemen FR300 Bike Light User Manual</p> <p>Comprehensive user manual for the Ravemen FR300 bike light, covering operation, features, battery indicator, charging, warranty, and exclusions in multiple languages.</p>
	<p>Ravemen PR800 Bicycle Headlight User Manual 800 Lumens</p> <p>Comprehensive user manual for the Ravemen PR800 bicycle headlight. Learn about technical specifications, performance parameters, operation, mounting, safety precautions, and warranty information.</p>
	<p>RAVEMEN PR2400 Quick Guide</p> <p>A quick guide to the RAVEMEN PR2400 bike headlight, covering power and dimming functions, and Bluetooth pairing instructions. Includes FCC compliance information.</p>

Documents - Ravemen – LR1200

	<p>[pdf]</p> <p>LR1200 cdr AutoBVT פנס לאופניים Ravemen LR1200 ALL BIKES 83bdab24f279d7c0596a5fcbc69ae483 ravemen 20211019 </p> <p>...</p> <p>lang: score:20 filesize: 7.03 M page_count: 2 document date: 2021-07-16</p>
	<p>[pdf] User Manual</p> <p>User Manual RAVEMEN LR1200 Bike Front Lights 1200 Lumens Headlight for Daytime Night Riding with Intelligent DRL Mode IPX6 Waterproof Rating Sports Outdoors C1q UfL Y4L m media amazon images I </p> <p>...</p> <p>lang: score:19 filesize: 6.82 M page_count: 2 document date: 2023-03-30</p>
	<p>[pdf]</p> <p>LR1200 cdr AutoBVT Bekijk de handleiding Ravemen LR1600 fiets koplamp Draadloze Afstandsbediening 1600 lumen Brede bol original media s Y0WZvP8AyM2K </p> <p>...</p> <p>lang: score:14 filesize: 5.46 M page_count: 2 document date: 2021-12-15</p>