

## Portronics POR-1836

# Portronics Harmonics Twins S5 Smart TWS Earbuds User Manual

Model: POR-1836

## PRODUCT OVERVIEW

The Portronics Harmonics Twins S5 earbuds are lightweight True Wireless Stereo (TWS) earphones designed for an immersive audio experience. Featuring Bluetooth 5.3 for stable connectivity, these earbuds offer intuitive touch controls for managing music, calls, and voice assistants. They are compatible with a wide range of devices including smartphones, tablets, laptops, and PCs.

### Key Features

- **Bluetooth 5.3:** Ensures fast and stable wireless connection.
- **Intuitive Touch Controls:** Manage playback, calls, and voice assistant with simple taps.
- **Low Latency:** Optimized for seamless audio and gaming experiences.
- **Lightweight Design:** Each earbud weighs only 3.5 grams for comfortable all-day wear.
- **Booming Bass:** Equipped with 8.5mm dynamic drivers for superior audio quality.
- **Extended Playtime:** Up to 15 hours of total playtime with the charging case.
- **Fast Charging:** Get 90 minutes of playback from just a 6-minute charge via Type-C port.
- **IPX4 Water Resistance:** Protected against sweat and water splashes, suitable for workouts.
- **Mono Mode:** Use a single earbud independently.
- **LED Display Case:** Charging case features an LED display to indicate battery percentage.

### What's in the Box

- Portronics Harmonics Twins S5 TWS Earbuds (2 units)
- USB Type-C Charging Cable
- User Documentation (1 unit)



*The Portronics Harmonics Twins S5 earbuds are shown resting inside their open charging case, highlighting their compact design and the case's LED battery indicator.*

## INITIAL SETUP


---

### Charging the Earbuds and Case

Before first use, fully charge the Harmonics Twins S5 earbuds and their charging case. Connect the provided USB Type-C cable to the charging port on the case and plug the other end into a compatible USB power source. The LED display on the case will show the current battery percentage, indicating charging progress. A full charge provides up to 15 hours of total playtime.

# 15 Hrs Playtime

**6 MIN** = **90 MIN**  
Charge Playback



\*with Type C charging port

*An illustration demonstrating the USB Type-C fast charging capability of the Harmonics Twins S5 charging case, highlighting its 15-hour playtime and quick charge feature.*

## First-Time Pairing

1. Ensure the earbuds are charged.
2. Open the charging case. The earbuds will automatically enter pairing mode.
3. On your device (smartphone, tablet, laptop), enable Bluetooth.
4. Search for available Bluetooth devices and select "Harmonics Twins S5" from the list.
5. Once connected, the earbuds will automatically reconnect to the last paired device when taken out of the case.

# Connect Quick



 Latest  
Bluetooth 5.2

*The Harmonics Twins S5 earbuds and their charging case are shown next to a laptop and a smartphone, illustrating the quick and seamless Bluetooth 5.3 connection process.*

## OPERATING INSTRUCTIONS

---

### Power On/Off

- **Power On:** Open the charging case, and the earbuds will automatically power on.
- **Power Off:** Place the earbuds back into the charging case and close the lid. They will automatically power off and begin charging.

### Touch Controls

The Harmonics Twins S5 earbuds feature intuitive touch controls on each earbud for easy management of various functions:

- **Play/Pause Music:** Single tap on either earbud.
- **Next Track:** Double tap on the right earbud.
- **Previous Track:** Double tap on the left earbud.
- **Answer/End Call:** Single tap on either earbud.
- **Reject Call:** Long press on either earbud.
- **Volume Up:** Triple tap on the right earbud.
- **Volume Down:** Triple tap on the left earbud.
- **Activate Voice Assistant:** Long press the left earbud for 2 seconds.
- **Switch Music/Game Mode:** Long press the right earbud for 2 seconds.



## **Mono Mode**

The Harmonics Twins S5 supports mono mode, allowing you to use either the left or right earbud independently. Simply take one earbud out of the case, and it will connect to your device. This is useful for calls or when you need to be aware of your surroundings.

# Music Game & More

Mono Mode(Single Earbud play)

Mics. for clear calls with game & music mode.



**\*Long press R bud for 2 Sec. to activate game/music mode**

*Two individuals are shown using the Harmonics Twins S5 earbuds, one listening to music and the other playing a mobile game, illustrating the versatility of mono mode and dedicated music/game modes.*

## Voice Assistant

The earbuds are compatible with popular voice assistants such as Siri, Google Assistant, and Alexa. To activate your device's voice assistant, long press the left earbud for 2 seconds. This allows for hands-free control and quick access to information.



# Voice Assistant



Compatible with Siri, Ok Google & Alexa.

\*Press L bud for 2 Sec. to activate

*An illustration showing an earbud with icons for Google Assistant, Alexa, and Siri, indicating compatibility and the method to activate the voice assistant by pressing the left earbud.*

## MAINTENANCE AND CARE

---

### Cleaning

To maintain optimal performance and hygiene, regularly clean your earbuds. Use a soft, dry, lint-free cloth to wipe the earbuds and charging case. For ear tips, you may gently wipe them with a slightly damp cloth and allow them to air dry completely before reattaching. Do not use harsh chemicals or abrasive materials.

### Water Resistance (IPX4)

The Harmonics Twins S5 earbuds are rated IPX4 water resistant, meaning they are protected against splashing water from any direction. This makes them suitable for use during workouts or in light rain. However, they are not designed for submersion in water or for use during swimming. Avoid exposing them to excessive moisture or high-pressure water jets.

# IPX4



*The Harmanics Twins S5 earbuds are depicted with water splashes, visually representing their IPX4 water resistance rating, suitable for sweat and light rain.*

## Storage

When not in use, always store the earbuds in their charging case to protect them from dust, damage, and to ensure they remain charged. Store the case in a cool, dry place away from direct sunlight and extreme temperatures.

## TROUBLESHOOTING

---

Problem	Solution
---------	----------



Problem	Solution
Earbuds not pairing with device.	Ensure earbuds are charged. Turn off and on Bluetooth on your device. Forget "Harmonics Twins S5" from your device's Bluetooth list and re-pair. Place earbuds back in case, close lid, then open again to re-enter pairing mode.
No sound from earbuds.	Check if earbuds are connected to your device. Adjust volume on both your device and the earbuds. Ensure media audio is enabled in Bluetooth settings.
Short battery life.	Ensure earbuds and case are fully charged before use. Battery life can vary based on volume level and usage.
Voice assistant not responding.	Ensure the voice assistant feature is enabled on your connected device. Confirm you are performing the correct long press gesture (2 seconds on left earbud).
Earbuds disconnect frequently.	Ensure there are no obstructions between the earbuds and your device. Move closer to your device. Avoid strong electromagnetic interference.

## TECHNICAL SPECIFICATIONS

Feature	Detail
Model Name	Harmonics Twins S5
Model Number	POR-1836
Bluetooth Version	5.3
Total Playtime	Up to 15 hours (with charging case)
Earbud Playtime	4 hours (single charge)
Quick Charge	90 minutes playback on 6 minutes charge
Driver Size	8.5mm Dynamic Drivers
Water Resistance	IPX4
Earbud Weight	3.5 grams (each)
Control Type	Touch
Compatible Devices	Smartphones, Tablets, Laptops, PCs
Included Components	TWS Earbuds (2N), Cable, Documentation (1N)




# Booming Bass

with dedicated drivers  
for a magical experience

*An exploded view of the Harmonics Twins S5 earbud, showcasing its internal 8.5mm dynamic driver designed to deliver powerful and clear booming bass.*

# Comy Fit Buds

3.5g. Made for all-day wear



*A person wearing the Harmonics Twins S5 earbuds, highlighting their comfortable and secure fit, ideal for extended wear during daily activities or workouts.*



# Micro Case

With LED display

*A hand holding the compact charging case of the Harmonics Twins S5, emphasizing its micro size and the integrated LED display that shows battery percentage.*

## WARRANTY INFORMATION AND SUPPORT

---

This product is manufactured by Portronics Digital Pvt Ltd. For any queries, support, or warranty claims, please contact the manufacturer directly.

- **Manufacturer:** Portronics Digital Pvt Ltd
- **Address:** B-76, 1st & 2nd Floor, Wazirpur Ind Area, New Delhi-110052, India
- **Contact Number:** 9555-245-245

For further assistance, please visit the official Portronics website or contact their customer support team. Please retain your purchase receipt for warranty purposes.

