

Sangcon KDL-546-2B

Sangcon Gravity Electric Salt and Pepper Grinder Set

Model: KDL-546-2B

INTRODUCTION

Thank you for choosing the Sangcon Gravity Electric Salt and Pepper Grinder Set. This manual provides essential information for the safe and efficient use, maintenance, and troubleshooting of your new grinders. Please read these instructions thoroughly before first use and retain them for future reference.

IMPORTANT SAFETY INFORMATION

- Keep out of reach of children.
- Do not immerse the motor unit in water or any other liquid. The transparent container is washable, but the electronic components are not.
- Use only the specified battery type (4 AAA batteries per grinder, not included). Ensure correct polarity when inserting batteries.
- Do not mix old and new batteries, or different types of batteries.
- Remove batteries if the grinder will not be used for an extended period.
- Avoid grinding hard spices or objects other than salt crystals or peppercorns, as this may damage the ceramic grinding mechanism.
- This product is not dishwasher safe.

PACKAGE CONTENTS

Verify that all items are present in your package:

- 2 x Sangcon Gravity Electric Grinders (one for salt, one for pepper)
- 1 x Cleaning Brush
- 1 x Instruction Manual (this document)



Image: The Sangcon Gravity Electric Salt and Pepper Grinder Set, including two grinders, a cleaning brush, and product packaging.

PRODUCT OVERVIEW


The Sangcon electric grinders feature a sleek design with a transparent container for easy spice monitoring and a gravity-sensing mechanism for automatic operation.

WHY CHOOSE SANGCON?

Upgraded Residue-Free Design



Upgraded Dispensing Spout



Upgraded 4 AAA Batteries

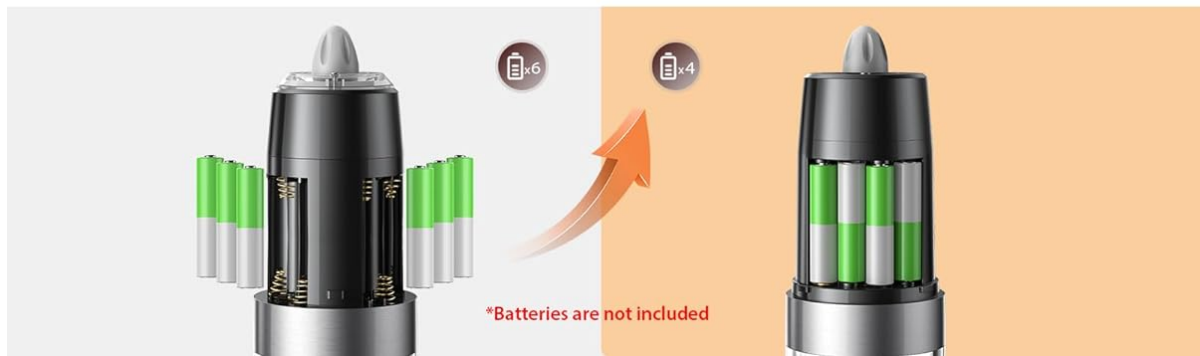


Image: A visual representation of the grinder's dimensions, approximately 20.2 cm (7.95 inches) in height and 6.5 cm (2.56 inches) in width.

SETUP

1. Battery Installation

1. Twist the top section of the grinder counter-clockwise to separate it from the transparent spice container.
2. Open the battery compartment.
3. Insert 4 AAA batteries into the compartment, ensuring correct polarity (+/-).
4. Close the battery compartment securely.

MOTOR UPGRADE MORE EFFICIENT



**Stronger
Power**



**Durable
and Stable**



**Extended
Lifespan**



**Finer and More
Even Grinding**




Image: A user installing 4 AAA batteries into the designated compartment of the grinder's upper section.

2. Filling the Grinder

1. With the top section removed, fill the transparent container with your desired spice (salt crystals or peppercorns). The large opening facilitates easy refilling.
2. Do not overfill. The maximum capacity is approximately 184g (6.5 oz) for sea salt and 100g (3.5 oz) for white pepper.
3. Align the top section with the transparent container and twist clockwise to secure it.



Image: A hand carefully pouring pink Himalayan salt into the wide opening of the grinder's transparent container.

OPERATING INSTRUCTIONS

1. Automatic Grinding (Gravity Sensor)

The Sangcon grinder features a gravity-sensing mechanism for hands-free operation:

- Simply tilt the grinder more than 90 degrees downwards to activate the grinding mechanism.
- The grinder will automatically start grinding and dispensing spice.
- Return the grinder to an upright position to stop grinding.

GRAVITY SENSOR, ONE-HAND OPERATION



Large
Capacity



Blue LED
Light



Stronger
Power



Adjustable
Coarseness



Image: A person demonstrating the gravity-activated grinding by tilting the device over food.

2. Adjusting Coarseness

The grinder allows for adjustable coarseness to suit your preference:

- Locate the adjustable ceramic grinder knob at the bottom of the grinder.
- Turn the knob clockwise for a finer grind.
- Turn the knob counter-clockwise for a coarser grind.




Image: A close-up view of the grinder's base, highlighting the adjustable knob for selecting grind coarseness.

3. LED Light Function

A blue LED light automatically illuminates during operation:

- The blue LED light activates when the grinder is tilted and operating.
- This light helps to illuminate the area where spice is being dispensed, allowing for better visibility of the amount used.



Image: The grinder in use, with its blue LED light clearly illuminating the freshly ground spice falling onto a dish.

CARE AND MAINTENANCE

1. Cleaning Instructions

- To clean, separate the transparent spice container from the motor unit by twisting.
- The transparent container can be washed with warm soapy water. Ensure it is completely dry before reattaching.
- Wipe the exterior of the motor unit with a damp cloth. **Do not immerse the motor unit in water.**
- Use the provided cleaning brush to remove any residual spice from the grinding mechanism.
- This product is **not dishwasher safe**.

LARGE TRANSPARENT CONTAINER

2.2" large diameter clear container, easy to fill



Image: The transparent container of the grinder being rinsed under running water, demonstrating its ease of cleaning.

2. Storage

Store the grinders in a dry place away from direct sunlight and extreme temperatures when not in use.

TROUBLESHOOTING

Problem	Possible Cause	Solution
---------	----------------	----------

Problem	Possible Cause	Solution
Grinder does not operate or stops working.	<ul style="list-style-type: none">Batteries are low or incorrectly installed.Ceramic grinding core is stuck with granules.Grinder is not tilted sufficiently.	<ul style="list-style-type: none">Check battery installation and replace batteries if necessary.Turn the coarseness adjustment knob to the coarsest setting to dislodge any blocked particles. Then reset to desired coarseness.Ensure the grinder is tilted more than 90 degrees.
Inconsistent grinding.	<ul style="list-style-type: none">Spice level is low.Grinding mechanism needs cleaning.	<ul style="list-style-type: none">Refill the spice container.Clean the grinding mechanism thoroughly using the provided brush.
Spice is too coarse or too fine.	Coarseness setting is not adjusted correctly.	Adjust the coarseness knob at the bottom of the grinder to your desired setting.

SPECIFICATIONS

- Model:** KDL-546-2B
- Brand:** Sangcon
- Material:** Acrylic, Ceramic, Stainless Steel
- Product Dimensions:** 2.48"W x 7.95"H
- Item Weight (per grinder):** Approximately 0.66 lbs (1.32 lbs for the set)
- Operation Mode:** Automatic (Gravity Sensor)
- Power Source:** 4 x AAA Batteries (not included) per grinder
- Capacity:** Approximately 6.5 oz (184g) for sea salt, 3.5 oz (100g) for white pepper
- Manufacturer:** Ningbo Kaideli Electric Co.,Ltd.

WARRANTY AND SUPPORT




Sangcon is committed to providing quality products and customer satisfaction. Your Sangcon Gravity Electric Salt and Pepper Grinder Set comes with the following:

- 1-Year Free Replacements:** In case of manufacturing defects or malfunctions within one year of purchase.
- 30-Day Hassle-Free Returns:** For any reason, within 30 days of purchase.
- Lifetime Support:** For all inquiries and assistance with your product.

If you encounter any issues or have questions, please contact Sangcon customer service. Our team is available 24/7 and will respond promptly to assist you in resolving any concerns.

For support, please refer to the contact information provided with your purchase or visit the official Sangcon website.

Related Documents - KDL-546-2B

<p>Rechargeable Electric Gravity Salt and Pepper Grinder</p> <p>Before using for the first time</p> <p>To ensure safety and maintain the high quality of the product, we recommend that you read and follow the instructions carefully.</p> <ul style="list-style-type: none">Do not immerse the grinder in water or any other liquid to avoid injury to others or damage to the product.Use for pepper and salt only. Please do not use for other purposes.Do not forcefully grip, twist, bend the grinder or attempt to speed up the mechanism.Do not immerse the product in water.Keep body parts and children away from the grinding head to avoid damage. Please hold the grinder firmly when in use.Keep the product away from children.Keep away from flammable, explosive, gases and high temperature environments. 	<p>Rechargeable Electric Gravity Salt and Pepper Grinder User Manual</p> <p>User manual for the Rechargeable Electric Gravity Salt and Pepper Grinder, model KDL-546-L. Includes instructions on charging, filling, usage, troubleshooting, and product specifications.</p>
<p>Thank you for purchasing the electric pepper grinder.</p> <p>BEFORE USING FOR THE FIRST TIME</p> <p>To ensure safety and maintain the high quality of the product, we recommend that you read and follow the instructions carefully.</p> <ul style="list-style-type: none">Do not immerse the appliance in water or any other liquid to avoid injury to others or damage to the product.Use for pepper and salt only. Please do not use for other purposes.Do not force the grinder to tighten or twist it or attempt to speed up the mechanism.Keep body parts and children away from the grinding head to avoid damage. Please hold the grinder tightly when using it.Keep the product away from children.Do not damage the product by use, or otherwise threaten the mechanism.Please line out the battery lead do not use them for a long time.Keep away from flammable, explosive, gases and high temperature. <p>PRODUCT SPECIFICATION</p> <p>Product Name: KYMQ-21B-IBS Electric Pepper Grinder Model: KYMQ-21B-IBS Capacity: 50g (1.76oz) Rated voltage: 5V Rated power: 2W Working motor: 75dB Motor material: Carbon steel, ABS (acrylonitrile butadiene styrene) Product size: 52*102*22mm Product weight: 66g (2.3oz) Note: Product size may vary slightly due to different measurement methods, subject to the manufacturer's adjustment.</p>	<p>Sangcon KYMQ-21B-IBS Electric Pepper Grinder User Manual</p> <p>User manual for the Sangcon KYMQ-21B-IBS electric pepper grinder, covering safety, specifications, operation, and troubleshooting for this battery-powered kitchen appliance.</p>
<p>Sangcon</p> <p>MULTI FUNCTIONAL BLENDER</p>  <p>Please read this instruction manual thoroughly before and keep it for future reference.</p>	<p>Sangcon Multi-Functional Blender User Manual</p> <p>This manual provides instructions for the safe operation, maintenance, and troubleshooting of the Sangcon Multi-Functional Blender.</p>
<p>Rechargeable Electric Gravity Salt and Pepper Grinder</p> <p>Before using for the first time</p> <p>To ensure safety and maintain the high quality of the product, we recommend that you read and follow the instructions carefully.</p> <ul style="list-style-type: none">Do not immerse the grinder in water or any other liquid to avoid injury to others or damage to the product.Use for pepper and salt only. Please do not use for other purposes.Do not forcefully grip, twist, bend the grinder or attempt to speed up the mechanism.Do not immerse the product in water.Keep body parts and children away from the grinding head to avoid damage. Please hold the grinder firmly when in use.Keep the product away from children.Keep away from flammable, explosive, gases and high temperature environments. 	<p>Rechargeable Electric Gravity Salt and Pepper Grinder User Manual</p> <p>User manual for the Rechargeable Electric Gravity Salt and Pepper Grinder, model KDL-546-L. Includes instructions on charging, filling, usage, troubleshooting, and product specifications.</p>

EN Rechargeable Electric Gravity Salt and Pepper Grinder

Before using for the first time

To ensure safety and maintain the high quality of the product, we recommend that you read and follow the instructions carefully.

*Do not immerse the grinder in water or any other liquid to avoid injury to others or damage to the product.

*Use for pepper and salt only please do not use for other purposes.

*Do not force fully tighten, twist the grinder or attempt to speed up the mechanism.

*Do not disassemble the product yourself.

*Keep body parts and utensils away from the grinding head to avoid damage. Please hold the grinder firmly when in use.

*Keep this product away from children.

*Keep away from flammable, explosive, gases and high temperature environments.



[Rechargeable Electric Gravity Salt and Pepper Grinder User Manual](#)

User manual for the Rechargeable Electric Gravity Salt and Pepper Grinder, model KDL-546-L. Includes instructions on charging, filling, usage, troubleshooting, and product specifications.

lang:en score:20 filesize: 3.52 M page_count: 30 document date: 2023-08-01