

## Joie Microwave Egg Bites

# Joie Microwave Egg Bites Instruction Manual

Model: Microwave Egg Bites

## 1. INTRODUCTION

The Joie Microwave Egg Bite Maker is designed to simplify the preparation of sous-vide-style egg bites using a microwave. This silicone mold allows for the creation of four egg bites simultaneously, offering a convenient solution for quick breakfasts or snacks. Its food-grade silicone construction ensures it is BPA-free, food-safe, and naturally non-stick, making both cooking and cleaning effortless.

## 2. SAFETY INFORMATION

- Always handle the egg bite maker with caution after microwaving, as it may be hot. Use oven mitts or a cloth if necessary.
- Ensure the microwave is clean and free of debris before use.
- Do not use the egg bite maker in a conventional oven, on a stovetop, or under a broiler. It is designed exclusively for microwave use.
- Keep out of reach of children when hot.
- Inspect the silicone mold for any damage before each use. Discontinue use if cracks or tears are present.

## 3. SETUP

Before first use, wash the Joie Microwave Egg Bite Maker thoroughly with warm, soapy water. Rinse well and dry completely. No assembly is required.



Figure 1: The Joie Microwave Egg Bites maker, shown in its packaging, highlighting its green silicone construction and design for making four egg bites.

## 4. OPERATING INSTRUCTIONS

Follow these steps to prepare delicious egg bites:

1. **Prepare Ingredients:** Whisk eggs with a splash of milk or water, and season to taste. You can add finely chopped vegetables, cooked meats, cheese, or herbs to the mixture.
2. **Fill Mold:** Pour the egg mixture into each of the four compartments of the Joie Microwave Egg Bite Maker. Do not overfill; leave a small space at the top for expansion.
3. **Microwave:** Place the filled mold into the microwave. Cooking times may vary depending on your microwave's wattage and the desired consistency of the egg bites.
  - Start with 1-2 minutes for a single batch.
  - Check for doneness. If not fully cooked, microwave in 30-second intervals until firm.
4. **Rest:** Carefully remove the mold from the microwave. Allow the egg bites to rest for 1-2 minutes before removing

them. This helps them set and makes them easier to unmold.

5. **Serve:** Gently push the egg bites out of the silicone mold. Serve immediately or store for later.

*Tip:* For best results, ensure any added ingredients are cooked or finely chopped to ensure even cooking.

## 5. MAINTENANCE AND CLEANING

Proper care will extend the life of your Joie Microwave Egg Bite Maker:

- **Washing:** The egg bite maker is top-shelf dishwasher safe. Alternatively, wash by hand with warm, soapy water and a soft sponge.
- **Drying:** Ensure the mold is completely dry before storing to prevent water spots or residue buildup.
- **Storage:** Store in a clean, dry place away from direct sunlight and extreme temperatures.
- **Stain Removal:** Silicone is naturally resistant to odors and stains. For stubborn stains, a paste of baking soda and water can be applied, left for a few minutes, then scrubbed and rinsed.

## 6. TROUBLESHOOTING

Problem	Possible Cause	Solution
Egg bites are undercooked.	Insufficient microwave time or low microwave wattage.	Increase microwave time in 30-second increments until desired doneness is achieved. Ensure your microwave is operating correctly.
Egg bites stick to the mold.	Not enough resting time after cooking, or mold was not clean.	Allow egg bites to rest for 1-2 minutes after microwaving. Ensure the mold is clean before use. Silicone is naturally non-stick, but a light spray of cooking oil can be used if desired.
Egg bites overflow during cooking.	Mold was overfilled.	Do not fill compartments to the very top; leave a small gap for expansion during cooking.

## 7. SPECIFICATIONS

- **Product Name:** Joie Microwave Egg Bites Maker
- **Model:** Microwave Egg Bites
- **Material:** Food-Grade Silicone
- **Color:** Green
- **Capacity:** 4 egg bites
- **Dimensions:** Approximately 6.18 x 5.98 x 1.34 inches (15.7 x 15.2 x 3.4 cm)
- **Weight:** Approximately 7.37 ounces (209 grams)
- **UPC:** 067742503909
- **Dishwasher Safe:** Yes, top-shelf recommended






## 8. WARRANTY AND SUPPORT

For product support, inquiries, or information regarding potential warranties, please contact Joie customer service. Refer to the product packaging or the official Joie website for the most current contact details.

*Note:* Statements regarding dietary supplements have not been evaluated by the FDA and are not intended to diagnose, treat, cure, or prevent any disease or health condition. This product is a kitchen tool for food preparation.



Related Documents - Microwave Egg Bites

	<p><a href="#">Hamilton Beach Egg Bites Maker 880043500: Quick Start Guide for Eggs &amp; Egg Bites</a></p> <p>User guide for the Hamilton Beach Egg Bites Maker (Model 880043500). Provides step-by-step instructions for cooking soft, medium, and hard-boiled eggs, and preparing egg bites using basic and coffeshop recipes. Includes water measurement charts and important usage warnings.</p>
	<p><a href="#">Coopers Microwave Scrambled Egg Cooker H101 Instructions for Use</a></p> <p>User guide for the Coopers Microwave Scrambled Egg Cooker H101. Learn how to quickly and easily make scrambled eggs in your microwave. This document includes usage instructions, important safety notes, care and cleaning advice, and disposal information for the product and its packaging.</p>
	<p><a href="#">EGGKITPO Commercial Electric Griddle User Manual and Specifications</a></p> <p>Comprehensive user manual and technical specifications for EGGKITPO Commercial Electric Griddles, covering safety, operation, maintenance, and troubleshooting. Includes model details and operating instructions.</p>
	<p><a href="#">WMF KÜCHENminis 1-Egg Cooker My Egg: Operating Manual and Guide</a></p> <p>Comprehensive operating manual and guide for the WMF KÜCHENminis 1-Egg Cooker My Egg, covering setup, usage, cleaning, safety, and technical specifications.</p>
	<p><a href="#">Dash Ultimate Express Egg Cooker: Instruction Manual &amp; Recipe Guide</a></p> <p>Comprehensive guide for the Dash Ultimate Express Egg Cooker (Model K89204), including important safeguards, usage instructions, cleaning tips, troubleshooting, and a variety of delicious egg recipes.</p>



### [KRUPS Simply Eggs 6pc Egg Cooker User Manual and Instructions](#)

Comprehensive guide to using the KRUPS Simply Eggs 6pc Egg Cooker for boiling, poaching, and making omelets. Includes safety, cleaning, descaling, and troubleshooting tips.