

Loluka sleep earbuds

Loluka Sleeping Earbuds: Invisible Bluetooth Earbuds Instruction Manual

Model: sleep earbuds

1. PRODUCT OVERVIEW

The Loluka Sleeping Earbuds are designed for comfort and discretion, featuring an invisible, mini design that fits securely in the ear. These true wireless earbuds utilize advanced Bluetooth 5.3 technology for stable connectivity and offer HiFi stereo sound. With an IPX4 waterproof rating, they are suitable for various activities, including sleep, exercise, and daily use.



Image: Loluka Sleeping Earbuds shown inside their charging case, illustrating their compact and discreet design.

2. PACKAGE CONTENTS

- Loluka Sleeping Earbuds (Left and Right)
- Charging Case
- USB Charging Cable (not explicitly listed but standard)
- User Manual (this document)

3. SETUP

3.1 Initial Charging

1. Place both earbuds into the charging case.
2. Connect the charging case to a USB power source using the provided USB cable.
3. The LED display on the charging case will indicate the charging status. Ensure both earbuds and the case are fully charged before first use.

8 Hrs Single Playtime



Image: The earbuds are shown in their charging case, which features a visible LED power display indicating battery levels for both the case and individual earbuds.

3.2 Bluetooth Pairing

1. Ensure the earbuds are charged and removed from the charging case. They will automatically enter pairing mode.
2. On your device (smartphone, tablet, etc.), enable Bluetooth.
3. Search for available Bluetooth devices and select "Loluka Earbuds" (or similar name) from the list.
4. Once connected, you will hear an audible confirmation, and the earbuds will be ready for use.

Wide Compatible

with all bluetooth devices



Image: An illustration demonstrating the wide compatibility of the Loluka earbuds with various Bluetooth-enabled devices, including smartphones, tablets, and computers.

3.3 Wearing the Earbuds

The Loluka Sleeping Earbuds feature a mini, invisible design for maximum comfort, especially during sleep. Gently insert each earbud into your ear canal, adjusting for a snug and secure fit. The low-profile design ensures they do not protrude, making them comfortable for side sleepers.



Image: A woman is shown sleeping on her side, wearing the Loluka earbuds, highlighting their comfortable and discreet fit for sleep.

4. OPERATING INSTRUCTIONS

The earbuds feature intuitive touch controls for various functions.

4.1 Power On/Off

- **Power On:** Remove earbuds from the charging case. They will power on automatically. Alternatively, press and hold the touch area on both earbuds for 3 seconds.
- **Power Off:** Place earbuds back into the charging case. They will power off automatically. Alternatively, press and hold the touch area on both earbuds for 5 seconds.

4.2 Music Playback

- **Play/Pause:** Single tap the touch area on either earbud.
- **Next Track:** Double tap the touch area on the right earbud.
- **Previous Track:** Double tap the touch area on the left earbud.

4.3 Call Management

- **Answer/End Call:** Single tap the touch area on either earbud.
- **Reject Call:** Press and hold the touch area on either earbud for 2 seconds.

4.4 Voice Assistant

- **Activate Voice Assistant:** Triple tap the touch area on either earbud.

5. MAINTENANCE

5.1 Cleaning

Regular cleaning helps maintain optimal performance and hygiene.

- Gently wipe the earbuds and charging case with a soft, dry, lint-free cloth.
- Do not use abrasive cleaners, solvents, or aerosol sprays.
- Ensure charging contacts on both earbuds and case are clean and dry.

5.2 Water Resistance (IPX4)

The earbuds are IPX4 water-resistant, meaning they are protected from splashing water from any direction. This makes them suitable for light rain or sweat during workouts.

- Do not submerge the earbuds in water.
- Do not expose them to pressurized water or high-velocity water, such as showering or swimming.
- Ensure earbuds are completely dry before placing them back into the charging case to prevent damage to charging contacts.



Water resistant

With this loluka Waterproof earbuds feeling free when working out at the gym, running, jogging, hiking, yoga, or traveling.

Image: The earbuds and charging case are depicted with water splashing around them, illustrating their water-resistant capabilities.

5.3 Storage

When not in use, store the earbuds in their charging case to protect them and keep them charged. Store in a cool, dry place away from extreme temperatures.

6. TROUBLESHOOTING

If you encounter any issues, please refer to the following common solutions:

Problem	Possible Solution
Earbuds not pairing	<p>Ensure earbuds are charged.</p> <p>Turn off and on Bluetooth on your device.</p> <p>Forget the device in your Bluetooth settings and try pairing again.</p> <p>Reset the earbuds (refer to manufacturer's specific reset instructions if available, or place in case, close, then reopen).</p>

Problem	Possible Solution
No sound or low volume	Check volume levels on both your device and the earbuds. Ensure earbuds are properly seated in your ears. Reconnect the earbuds to your device.
Earbuds not charging	Ensure the charging cable is securely connected. Check if the charging case has power. Clean the charging contacts on both earbuds and the case.
Intermittent connection	Ensure your device is within the Bluetooth range (typically 10 meters/33 feet). Avoid obstacles between the earbuds and your device. Minimize interference from other wireless devices.







7. SPECIFICATIONS

Feature	Detail
Model Name	HD-invisible bluetooth earbuds-black
Item Model Number	sleep earbuds
Brand	Loluka
Connectivity Technology	Bluetooth 5.3, Wireless
Wireless Communication	Bluetooth
Water Resistance Level	IPX4 (Waterproof)
Control Method	Touch, Voice
Special Feature	Noise Cancellation
Single Playtime	Up to 8 hours
Included Components	Protective Case
Item Weight	4.2 ounces
Package Dimensions	4.72 x 4.65 x 1.69 inches
Ear Placement	In Ear
Form Factor	In Ear

8. WARRANTY AND SUPPORT

Specific warranty information is not provided in the product details. For warranty claims or technical support, please refer to the retailer where the product was purchased or contact Loluka customer service directly through their official channels.

Related Documents - sleep earbuds

	<p>IKT J01 True Wireless Earbuds User Manual</p> <p>This manual provides instructions for the IKT J01 True Wireless Earbuds, covering connection, operation, and troubleshooting in multiple languages.</p>
	<p>SHUKE SK19 Mini Invisible Wireless Bluetooth Earbuds User Manual</p> <p>Comprehensive user guide for the SHUKE SK19 Mini Invisible Wireless Bluetooth Earbuds. Covers setup, features, operation, charging, and troubleshooting for these discreet, high-fidelity earphones.</p>
	<p>BX27 True Wireless Stereo Earphones User Guide Ltinist</p> <p>Comprehensive user guide for the Ltinist BX27 True Wireless Stereo Earphones. Learn about pairing, functions, charging, maintenance, and FAQs for your wireless earbuds.</p>
	<p>YYK-Q63 Bluetooth 5.3 Wireless Earbuds User Manual</p> <p>Comprehensive user manual for the YYK-Q63 Bluetooth 5.3 wireless earbuds, covering setup, operation, specifications, troubleshooting, and safety precautions in multiple languages.</p>
	<p>SoundPEATS T3 Pro Wireless Earbuds User Guide</p> <p>Comprehensive guide to the SoundPEATS T3 Pro Wireless Earbuds, covering features like 12mm drivers, Bluetooth 5.4, 28-hour playtime, noise cancellation, and IPX4 waterproofing. This guide provides setup, operation, and troubleshooting information.</p>
	<p>QCY-T13 True Wireless Earbuds User Manual</p> <p>Comprehensive user manual for the QCY-T13 True Wireless Earbuds, covering overview, wearing instructions, pairing, LED light guide, charging, powering on/off, button controls, factory resetting, customer service, and important tips and warnings.</p>