

Sony KD55X77L

Sony 55 Inch 4K Ultra HD TV X77L Series: LED Smart Google TV KD55X77L Instruction Manual

Model: KD55X77L | Brand: Sony

PRODUCT OVERVIEW

Experience all your favorite content in lifelike 4K HDR picture quality, powered by the 4K Processor X1™. All your HD content is upscaled to near-4K resolution, resulting in sharp details and real-world colors. Google TV™ with Google Assistant™ makes it easy to find your favorite movies and shows from all the top streaming apps.

KEY FEATURES

- **POWERFUL TV PROCESSING:** The 4K Processor X1 delivers a lifelike picture that is full of rich colors and sharp details.
- **ENHANCED COLOR AND FINE DETAILS:** See natural and precise picture quality with a wide array of colors and dynamic contrast.
- **PREMIUM SMART TV:** Get access to all your favorite streaming apps in one place with Google TV, and simply use your voice to search and ask questions with Google Assistant. Supports Apple AirPlay.
- **EXCLUSIVE FEATURES FOR PLAYSTATION 5:** Take your gaming to the next level with exclusive features Auto HDR Tone Mapping and Auto Genre Picture Mode for optimized picture quality while gaming and streaming on your PS5 console.
- **INTELLIGENT MOTION HANDLING:** See blur-free picture quality in fast-moving sports and action-packed movies powered by Motionflow XR.
- **UPSCALE ALL YOUR CONTENT:** Bring back lost texture and detail and see all your content upscaled to near-4K resolution with 4K XR-Reality PRO.
- **WORKS WITH ALEXA:** Through an Alexa enabled device, ask Alexa to change channels, adjust volume, and turn your TV on/off.

PACKAGE CONTENTS

The following items are included in your TV package:

- Power Cable

- Remote Control
- Stand

INITIAL SETUP

Attaching the Stand

Carefully place the TV screen-down on a soft, clean surface. Attach the two stand legs to the designated slots on the bottom of the TV. Secure them with the provided screws. Ensure the stand is firmly attached before placing the TV upright.



Front view of the Sony KD55X77L TV with its two-pronged stand attached, ready for placement on a flat surface.

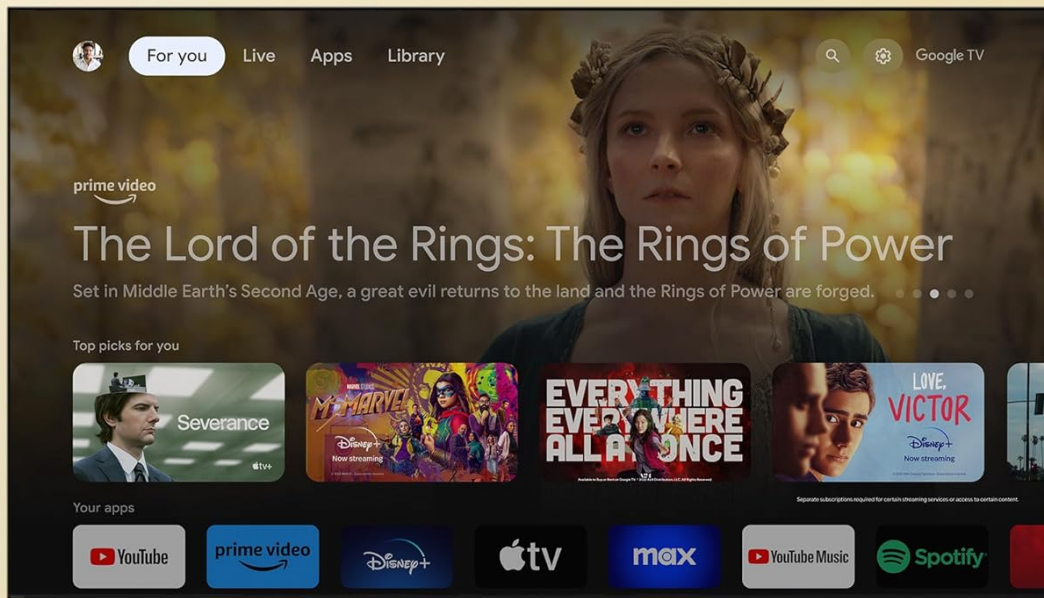
Wall Mounting

This TV is compatible with VESA-standard wall mounts. Ensure you use a wall mount appropriate for the TV's size and weight. Follow the instructions provided with your wall mount kit for safe and secure installation. Remove the stand legs if wall mounting.



Entertainment you love. With a little help from Google.

Get 700,000+ movies and TV episodes, live TV,
and more, available across 10,000+ apps



Side view of the Sony KD55X77L TV, illustrating its slim profile and the attached stand. This view is useful for understanding the TV's depth and how it would appear when wall-mounted.

Connecting Devices

Connect your external devices (e.g., cable box, gaming console, Blu-ray player) to the HDMI ports on the back of the TV. Use the USB ports for media playback or connecting compatible accessories. For internet access, connect an Ethernet cable or use the built-in Wi-Fi. Bluetooth connectivity is available for wireless accessories.

Exclusive features for PlayStation® 5

Auto HDR
Tone Mapping

Auto Genre
Picture Mode




Rear view of the Sony KD55X77L TV, highlighting the arrangement of its input/output ports such as HDMI, USB, and Ethernet for connecting external devices.

OPERATING YOUR SONY KD55X77L TV

Google TV Interface

The Google TV interface provides a personalized experience, organizing movies, shows, and live TV from your subscriptions and apps. Navigate using the remote control's directional pad and select button. Your home screen will display recommended content and quick access to your favorite applications.



The Google TV home screen, showing a user-friendly interface with streaming app icons and personalized content suggestions.

Voice Control with Google Assistant

Press the Google Assistant button on your remote control to activate voice commands. You can search for content, control smart home devices, get answers to questions, and manage TV functions using your voice.



A user interacting with the Sony TV using the remote's built-in Google Assistant for voice commands, simplifying content search and TV control.

Picture and Sound Settings

Access the Quick Settings menu using the dedicated button on your remote to adjust picture modes (Vivid, Standard, Cinema, Game, Graphics, Photo, Professional), brightness, power saving, and light sensor. For detailed adjustments, navigate to the full Picture Settings menu. Similarly, customize your audio experience through the Sound Settings, including sound mode and audio output options.

VISUAL AND AUDIO EXPERIENCE

Product Images



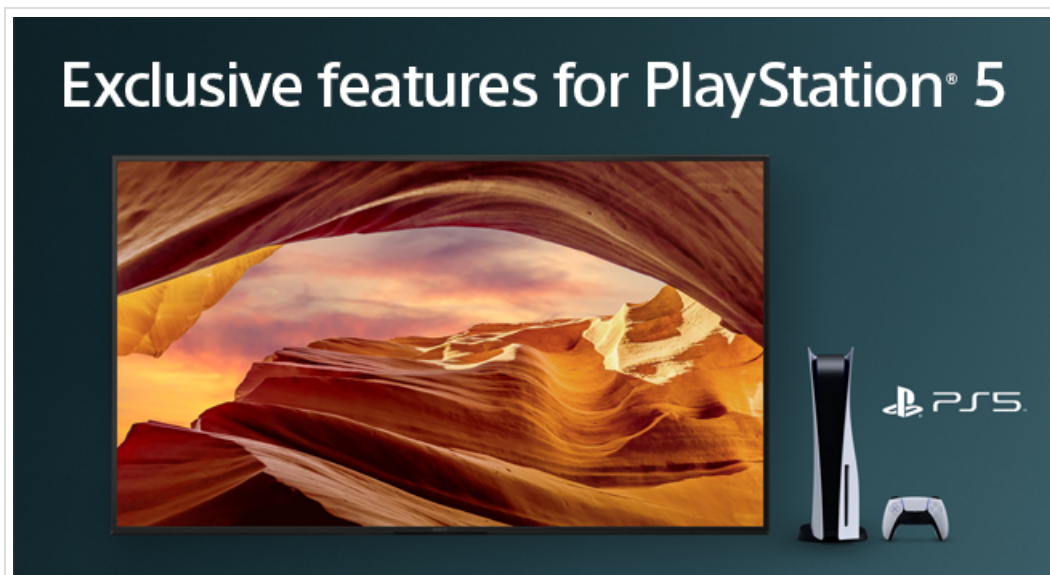
The powerful Sony X1 4K Processor, responsible for delivering lifelike picture quality with rich colors and sharp details on your TV.



The Google TV interface on the Sony TV, offering access to over 700,000 movies and TV episodes from various streaming applications.



Exclusive features for PlayStation 5, including Auto HDR Tone Mapping and Auto Genre Picture Mode, optimize the visual experience for gaming and streaming.



Motionflow XR technology provides intelligent motion handling, ensuring smooth motion in fast-moving action scenes, sports, and games by reducing blur.



4K X-Reality PRO upscales all your content to near-4K resolution, restoring lost texture and detail for enhanced clarity.



Google TV offers personalized profiles, including a dedicated Kids profile, to ensure a safe and tailored viewing experience for children.

Official Product Videos

Your browser does not support the video tag.

Video: New features are available on Google TV!

This video from Sony Electronics highlights the latest features and functionalities available on the Google TV platform, enhancing your entertainment experience.

Your browser does not support the video tag.

Video: Sony X77L 4K HDR LED Google TV Product Overview

An official product overview from Sony Electronics, detailing the key features and benefits of the Sony X77L 4K HDR LED Google TV, including its picture quality and smart capabilities.

TECHNICAL SPECIFICATIONS

Specification	Detail
Brand	Sony
Model Number	KD55X77L
Screen Size	55 Inches
Display Technology	LED
Resolution	4K
Refresh Rate	240 (Motionflow XR)
Product Dimensions	13.25"D x 49"W x 31.13"H
Item Weight	34.4 Pounds
Connectivity Technology	Bluetooth, Ethernet, HDMI, USB, Wi-Fi

Special Features	4K Processor X1, 4K X-Reality PRO, Apple Airplay, Google TV w/ Google Assistant, Motionflow XR 240
Speaker Type	Bass Reflex Speaker

CARE AND MAINTENANCE

To ensure the longevity and optimal performance of your Sony KD55X77L TV, follow these maintenance guidelines:

- **Cleaning the Screen:** Gently wipe the screen with a soft, dry microfiber cloth. For stubborn smudges, lightly dampen the cloth with water or a TV-specific screen cleaner. Avoid applying pressure or using harsh chemicals.
- **Cleaning the Frame:** Use a soft, dry cloth to wipe the TV frame and stand. Do not use abrasive cleaners or solvents.
- **Ventilation:** Ensure adequate ventilation around the TV to prevent overheating. Do not block the ventilation openings on the back of the TV.
- **Power Cord:** Regularly check the power cord for any damage. If damaged, discontinue use and contact customer support.

COMMON TROUBLESHOOTING

If you encounter issues with your Sony KD55X77L TV, refer to the following common troubleshooting steps:

- **No Power:** Ensure the power cord is securely plugged into both the TV and a working electrical outlet. Try plugging another device into the same outlet to confirm it has power.
- **No Picture/Sound:** Verify that the correct input source is selected. Check all cable connections between the TV and external devices. Restart the TV by unplugging it from the power outlet for a few minutes, then plugging it back in.
- **Remote Not Working:** Replace the batteries in the remote control. Ensure there are no obstructions between the remote and the TV's remote sensor.
- **Network Connection Issues:** Check your Wi-Fi router and internet connection. Restart both the TV and your router. If using an Ethernet cable, ensure it is securely connected.
- **Picture Quality Issues:** Adjust picture settings (e.g., brightness, contrast, picture mode) in the Quick Settings or full Picture Settings menu. Ensure your content source is providing a high-quality signal.

For more complex issues, consult the full user manual or contact Sony customer support.

WARRANTY AND CUSTOMER SUPPORT

Your Sony KD55X77L TV comes with a limited manufacturer's warranty. Please refer to the warranty card included in your product packaging for specific terms and conditions. For technical assistance, troubleshooting, or warranty claims, please visit the official Sony support website or contact their customer service hotline. Keep your proof of purchase handy when contacting support.