

## Potensic Atom SE

# Potensic Charging Hub Adapter User Manual

Model: Charging Hub Adapter for Atom SE/Atom/Atom 2/Atom LT

Brand: Potensic

## 1. INTRODUCTION

This manual provides essential instructions for the safe and efficient use of your Potensic Charging Hub Adapter. This adapter is designed to charge batteries for Potensic Atom SE, Atom, Atom 2, and Atom LT series drones. Please read this manual thoroughly before use to ensure optimal performance and longevity of your device.

## 2. SAFETY INFORMATION

- Use only the provided charging cable and power adapter.
- Do not expose the charging hub to water or moisture.
- Keep the charging hub away from heat sources and direct sunlight.
- Do not attempt to disassemble or modify the charging hub.
- Ensure proper ventilation during charging.
- Keep out of reach of children.
- Disconnect from power when not in use.

## 3. PACKAGE CONTENTS

Verify that all items are present in your package:

- Potensic Charging Hub Adapter (1)
- Power Cable (1)
- User Manual (1)



Image: Potensic Charging Hub Adapter with its accompanying power cable.

## 4. SETUP

1. Connect the provided power cable to the "IN" port on the charging hub.
2. Plug the other end of the power cable into a suitable power outlet.
3. The indicator lights on the charging hub will illuminate briefly, indicating it is ready for use.

## 5. OPERATING INSTRUCTIONS

### 5.1 Charging Drone Batteries

1. Ensure the charging hub is connected to a power source.
2. Insert up to three compatible Potensic drone batteries (Atom SE, Atom, Atom 2, Atom LT series) into the designated slots on the charging hub. Ensure they are securely seated.
3. The indicator lights above each battery slot will show the charging status:
  - **Solid Red:** Charging
  - **Solid Green:** Fully Charged
  - **Flashing Red:** Error (remove battery and reinsert, or try a different battery)
4. Charging typically takes approximately 60-90 minutes per battery, depending on the battery's initial charge level.
5. Once charging is complete, remove the batteries from the hub.

## 5.2 Using the USB Output Port

The charging hub may feature a USB output port (labeled "OUT") for charging other USB-powered devices. Connect your device's USB cable to this port to utilize it as a power bank.

Your browser does not support the video tag.

Video: Demonstration of a carrying case for Potensic Atom SE/Atom Combo GPS Drone, showing how accessories like the charging hub and batteries can be organized. This video is provided by RLSOCO, a seller.

## 6. MAINTENANCE

- Clean the charging hub with a soft, dry cloth. Do not use liquid cleaners.
- Inspect the power cable and charging ports regularly for any signs of damage.
- Store the charging hub in a cool, dry place when not in use.

## 7. TROUBLESHOOTING

Problem	Possible Cause	Solution
Charging hub not powering on.	No power from outlet; loose cable connection.	Check power outlet; ensure cable is securely connected.
Battery not charging (flashing red light).	Battery not inserted correctly; faulty battery.	Reinsert battery; try a different battery.
Slow charging.	Using a non-standard power adapter; multiple batteries charging.	Use the provided power adapter; charging time increases with more batteries.






## 8. SPECIFICATIONS

- **Brand:** Potensic
- **Compatible Models:** Potensic Atom SE, Atom, Atom 2, Atom LT Drone Batteries
- **Input:** AC 100-240V (Typical for such adapters)
- **Output:** (Specific voltage/current not provided in data, typical for such adapters)
- **Charging Time:** Approx. 60-90 minutes per battery (depending on battery state)
- **Dimensions:** 3.58 x 3.54 x 3.5 inches (Package Dimensions)
- **Item Weight:** 0.705 ounces

## 9. WARRANTY AND SUPPORT

For warranty information, technical support, or service inquiries, please refer to the official Potensic website or contact their customer service directly. Keep your purchase receipt for warranty claims.

Related Documents - Atom SE

	<p><a href="#">Potensic ATOM 2 Drone User Manual</a></p> <p>Comprehensive user manual for the Potensic ATOM 2 drone, covering setup, operation, safety guidelines, and technical specifications. Learn how to fly, maintain, and troubleshoot your drone.</p>
	<p><a href="#">Potensic ATOM SE Drone: Important Warnings and Safety Guidelines</a></p> <p>Essential safety warnings and operational guidelines for the Potensic ATOM SE drone, covering weather conditions, flight safety, maintenance, and app features.</p>
	<p><a href="#">Potensic ATOM 2 Drone User Manual: Comprehensive Flight Guide</a></p> <p>Detailed user manual for the Potensic ATOM 2 drone, covering setup, flight operations, safety, Potensic Eve App features, and technical specifications. Learn to fly safely and effectively.</p>
	<p><a href="#">Potensic ATOM 2 Drone User Manual</a></p> <p>Comprehensive user manual for the Potensic ATOM 2 drone, covering setup, operation, flight safety, features, and troubleshooting. Essential guide for drone pilots.</p>
	<p><a href="#">Potensic ATOM 2 Použivatelská příručka</a></p> <p>Podrobná používateľská príručka pre dron Potensic ATOM 2, ktorá pokrýva bezpečnosť, nastavenie, prevádzku, funkcie, špecifikácie a riešenie problémov.</p>



Comprehensive user manual for the Potensic ATOM 2 drone, covering setup, operation, flight modes, camera features, safety guidelines, and troubleshooting for optimal performance.