

Manuals+

[Q & A](#) | [Deep Search](#) | [Upload](#)

manuals.plus /

- › [Hornady](#) /
- › [Hornady 11th Edition Handbook of Cartridge Reloading Instruction Manual](#)

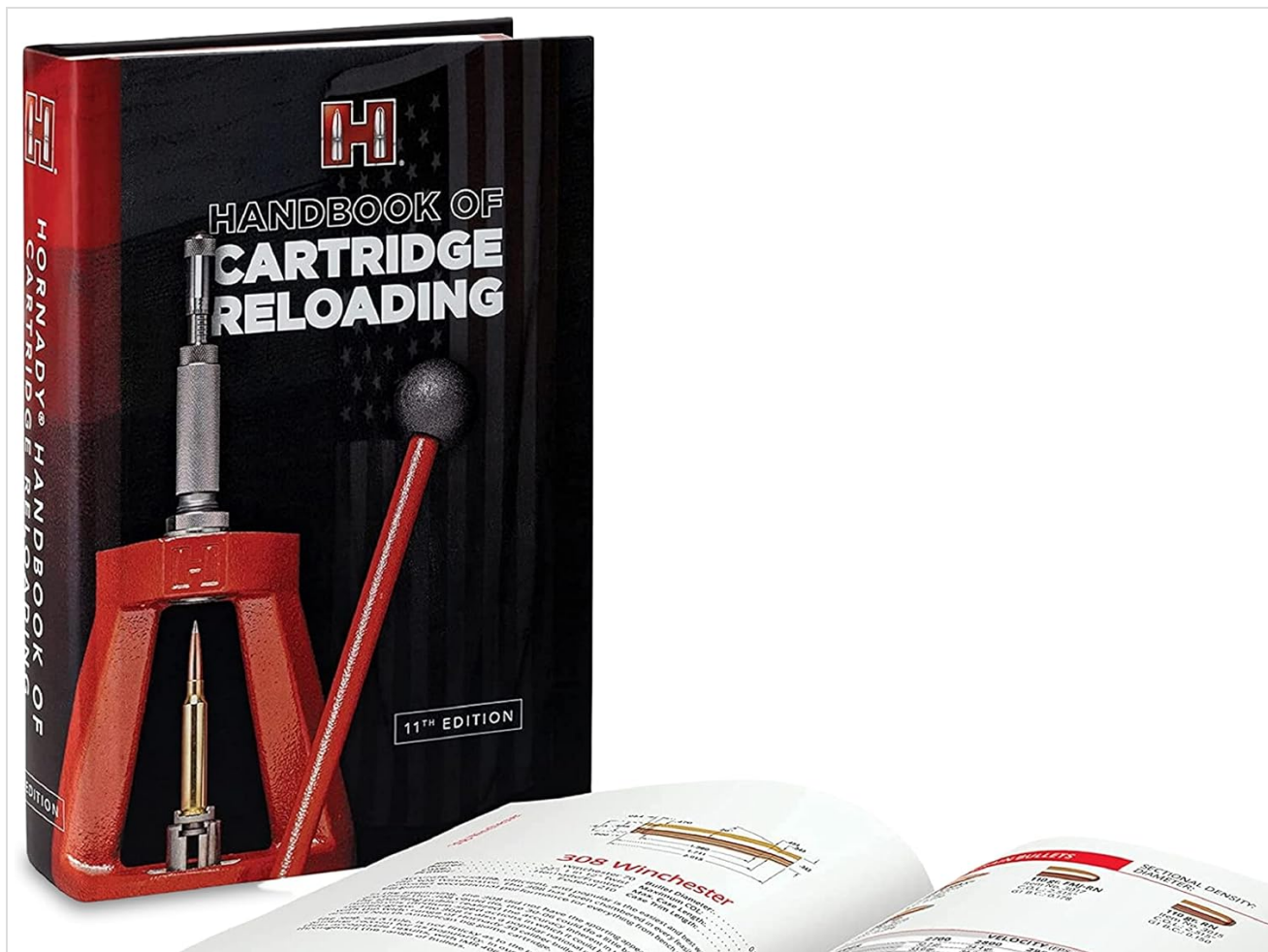
Hornady 99241

Hornady 11th Edition Handbook of Cartridge Reloading

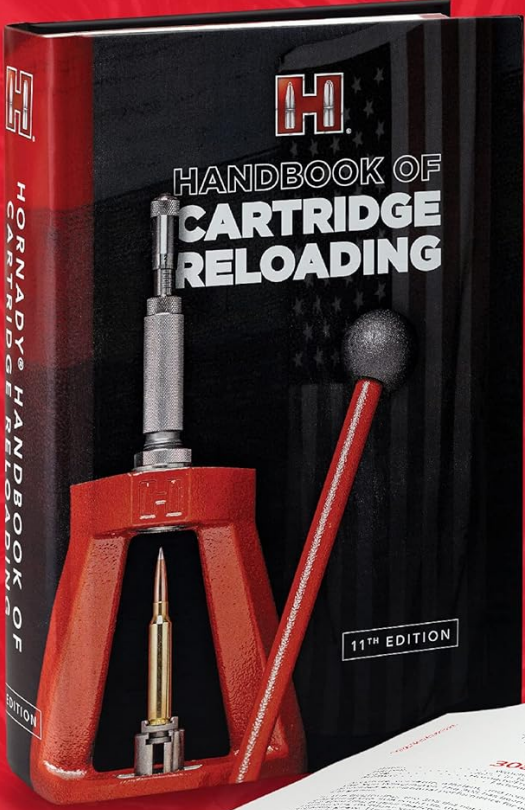
INSTRUCTION MANUAL

Introduction to the Hornady 11th Edition Handbook

The Hornady 11th Edition Handbook of Cartridge Reloading is a comprehensive reference tool designed for both novice and experienced handloaders. This manual provides extensive data, techniques, and bullet information essential for successfully reloading a wide array of cartridges.




The handbook features over 1,000 pages of detailed reloading data, covering more than 200 different calibers and over 1,500 load combinations. It includes updated information compared to previous editions, incorporating new powders and bullets such as A-Tip Match, ELD-X, ELD Match, GMX, FTX, and Sub-X.



The image shows the cover of the Hornady 11th Edition Handbook of Cartridge Reloading. The cover is black with a red spine and a red band at the bottom. The title "HANDBOOK OF CARTRIDGE RELOADING" is printed in white, with "11th EDITION" in a small box at the bottom right. A red reloading tool is prominently displayed on the cover. The background of the advertisement is red with a pattern of various rifle cartridges.

No. (99241)
Hornady 11th
Edition HandBook

Reloading Reference Tool
Whether you're a novice or a seasoned hand loader, this Handbook will provide everything you need to successfully reload your favorite cartridges.



The image shows an open Hornady Handbook. The left page is titled "308 Winchester" and contains detailed reloading data, including a table of load combinations. The right page is titled "308 Win" and contains a table of load combinations, including a section for "INTERNAL BALLISTICS" and "EXTERNAL BALLISTICS".

New cartridge additions in this edition include 6mm ARC, 6.5 PRC, 300 PRC, 224 Valkyrie, 350 Legend, and 28 Nosler. The manual serves as a complete resource, offering comprehensive reloading charts, in-depth explanations of internal, external, and terminal ballistics, and fundamental reloading principles for both rifles and handguns.

Cartridge Reloading Information

Features over 1,000 pages of reloading data, techniques and bullet information for over 200 different calibers. Covers 1,500 load combinations.



Getting Started: Understanding the Manual's Structure

Before beginning any reloading activities, it is crucial to thoroughly read and understand the safety warnings and introductory sections of this handbook. These sections provide foundational knowledge and critical safety guidelines that must be followed to ensure safe reloading practices.

Familiarize yourself with the manual's layout. It is organized by cartridge type and then by bullet weight and powder. Use the table of contents (within the physical book) and index to quickly locate specific information. Pay close attention to the symbols and abbreviations used throughout the data tables, as these are explained in the initial pages.


Using the Reloading Data

To effectively use the Hornady 11th Edition Handbook for reloading, follow these steps:


1. **Identify Your Cartridge:** Locate the specific cartridge you intend to reload in the manual's dedicated sections.
2. **Select Your Bullet:** Within the cartridge section, find the data corresponding to the specific Hornady bullet

you are using. Data is typically organized by bullet weight and type.

3. **Choose Your Powder:** Review the listed powders for your chosen bullet and cartridge. Start with the minimum recommended load and work up incrementally while observing pressure signs. Never exceed the maximum listed loads.
4. **Consult Ballistic Information:** The manual provides detailed ballistic information, including velocity, pressure, and overall cartridge length (O.A.L.). Ensure your components and measurements align with the specified parameters.
5. **Understand Techniques:** Beyond data, the handbook offers insights into various reloading techniques, from case preparation to seating bullets. Refer to these sections for best practices and troubleshooting common issues.



Reloading Made Easy



No. 99241
Hornady 11th Edition
Reloading Handbook

This manual includes an impressive line up of new powders, bullets like A-Tip Match and new additions in the ELD-X, ELD Match, GMX and more.

It also introduces multiple new cartridges, including 6mm ARC, 6.5 PRC, 300 PRC, 224 Valkyrie, 350 Legend and 28 Nosler all under this hard covered book.

Always cross-reference data with other reliable sources and exercise extreme caution. Reloading is an activity that requires precision and adherence to safety protocols.

Care and Storage of Your Handbook

To ensure the longevity and readability of your Hornady 11th Edition Handbook, follow these maintenance guidelines:

- **Storage:** Store the handbook in a dry environment, away from direct sunlight and extreme temperatures, to prevent paper degradation and cover warping.
- **Handling:** Handle the book with clean hands to avoid transferring oils or dirt to the pages. Avoid folding pages or dog-earing corners; use bookmarks instead.

- **Protection:** If used frequently in a workshop environment, consider a protective cover to shield it from dust, spills, and accidental damage.

Troubleshooting Common Data Interpretation


While the Hornady Handbook is designed for clarity, users may encounter situations requiring further clarification:

- **Missing Cartridge/Bullet Data:** If a specific cartridge or bullet combination is not listed, it means Hornady has not developed or tested data for it. Do not extrapolate data from similar cartridges; seek verified data from other reputable sources or consult Hornady directly.
- **Understanding Pressure Signs:** The manual describes various pressure signs. If you observe any of these signs during load development, immediately reduce your powder charge. Never ignore pressure signs.
- **Discrepancies with Other Manuals:** Reloading data can vary between manufacturers due to different testing methodologies, components, and equipment. Always prioritize the data from the bullet manufacturer for their specific bullets.



For The Reloading Enthusiast

The 11th edition handbook includes an impressive lineup of expanded data and introduces multiple new cartridges. Covers over 1,500 load combinations and information on over 200 different calibers.



Product Specifications

Attribute	Detail
-----------	--------

Attribute	Detail
Model Name	99241
Item Package Dimensions L x W x H	9.25 x 6.34 x 1.73 inches
Item Dimensions L x W x H	9.25 x 6.25 x 1.5 inches
Package Weight	1.48 Kilograms
Item Weight	3.2 Pounds
Material	Plastic (Cover)
Color	Black
Model Year	2021
Style	Handbook

Warranty Information

The Hornady 11th Edition Handbook of Cartridge Reloading comes with a **2 Year Manufacturer Warranty**. This warranty covers defects in materials and workmanship under normal use. For specific details regarding warranty claims or coverage, please refer to the information provided directly by Hornady or contact their customer service.

Customer Support

For additional assistance, technical questions, or inquiries not covered within this manual, please contact Hornady customer support. You can typically find contact information on the official Hornady website or within the initial pages of the handbook itself.

Visit the official Hornady website for the most up-to-date information and resources: www.hornady.com