

## Langsdom TG10A

# Langsdom TG10A Delta Bluetooth 5.3 Wireless Earbuds User Manual

Model: TG10A Delta

## INTRODUCTION

This manual provides detailed instructions for the use and maintenance of your Langsdom TG10A Delta Bluetooth 5.3 Wireless Earbuds. Please read this manual thoroughly before using the product to ensure proper operation and to maximize your listening experience.

## PACKAGE CONTENTS

- Langsdom TG10A Delta Wireless Earbuds (Left and Right)
- Charging Case
- USB-C Charging Cable
- User Manual



Image: The retail packaging for the Langsdom TG10A Delta Wireless Earbuds, showing the earbuds and charging case inside a clear plastic box.

## PRODUCT OVERVIEW

---

Familiarize yourself with the components of your Langsdom TG10A Delta earbuds and charging case.



Image: The Langsdom TG10A Delta wireless earbuds resting in their open charging case, highlighting their design and the charging contacts.

### Earbud Features:

- **Touch Control Area:** For managing playback, calls, and modes.
- **LED Indicator:** Displays status (pairing, charging, mode).
- **Microphone:** For voice calls and voice assistant.
- **Charging Contacts:** For charging within the case.

### Charging Case Features:

- **Charging Port:** USB-C port for external charging.
- **LED Indicator:** Shows charging status of the case and earbuds.
- **Earbud Slots:** Securely holds and charges the earbuds.

## SETUP

---

## 1. Charging the Earbuds and Case

Before first use, fully charge the earbuds and the charging case.

1. Place the earbuds into the charging case. Ensure they are properly seated.
2. Connect the USB-C charging cable to the charging port on the case and to a power source.
3. The LED indicator on the case will show charging status. A full charge typically takes approximately 1.5-2 hours.
4. Once fully charged, disconnect the charging cable.

The earbuds provide up to 6 hours of playtime on a single charge, and the charging case offers an additional 18 hours of battery life, totaling 24 hours of use.

## 2. Pairing with a Bluetooth Device

The Langsdom TG10A Delta earbuds feature one-step pairing.

1. Ensure the earbuds are charged.
2. Open the charging case. The earbuds will automatically enter pairing mode, and their LED indicators will flash.
3. On your device (smartphone, tablet, etc.), enable Bluetooth and search for available devices.
4. Select "Langsdom TG10A Delta" (or similar name) from the list of found devices.
5. Once connected, the earbud LED indicators will stop flashing, and you will hear a confirmation tone.

The earbuds will automatically reconnect to the last paired device when taken out of the case, provided Bluetooth is enabled on the device.



Image: A conceptual diagram illustrating the internal components of an earbud with a focus on the Bluetooth 5.3 chip, emphasizing stable and strong connectivity.

## OPERATING INSTRUCTIONS

### Touch Controls:

The earbuds feature intuitive touch controls. The specific functions may vary slightly depending on your device and application.

Action	Function
Single Tap (L/R)	Play/Pause Music, Answer/End Call
Double Tap (L)	Previous Track
Double Tap (R)	Next Track
Triple Tap (L/R)	Switch between Gaming Mode and Music Mode
Long Press (L/R, 2s)	Activate Voice Assistant / Reject Call

### Gaming Mode and Music Mode:

The earbuds support switching between two distinct audio modes:

- **Gaming Mode:** Offers low latency audio, providing a competitive advantage in gaming by minimizing audio delay.
- **Music Mode:** Delivers enhanced sound quality with dynamic range and powerful decoding for an immersive music listening experience.

To switch modes, triple tap either earbud. A voice prompt will confirm the mode change.

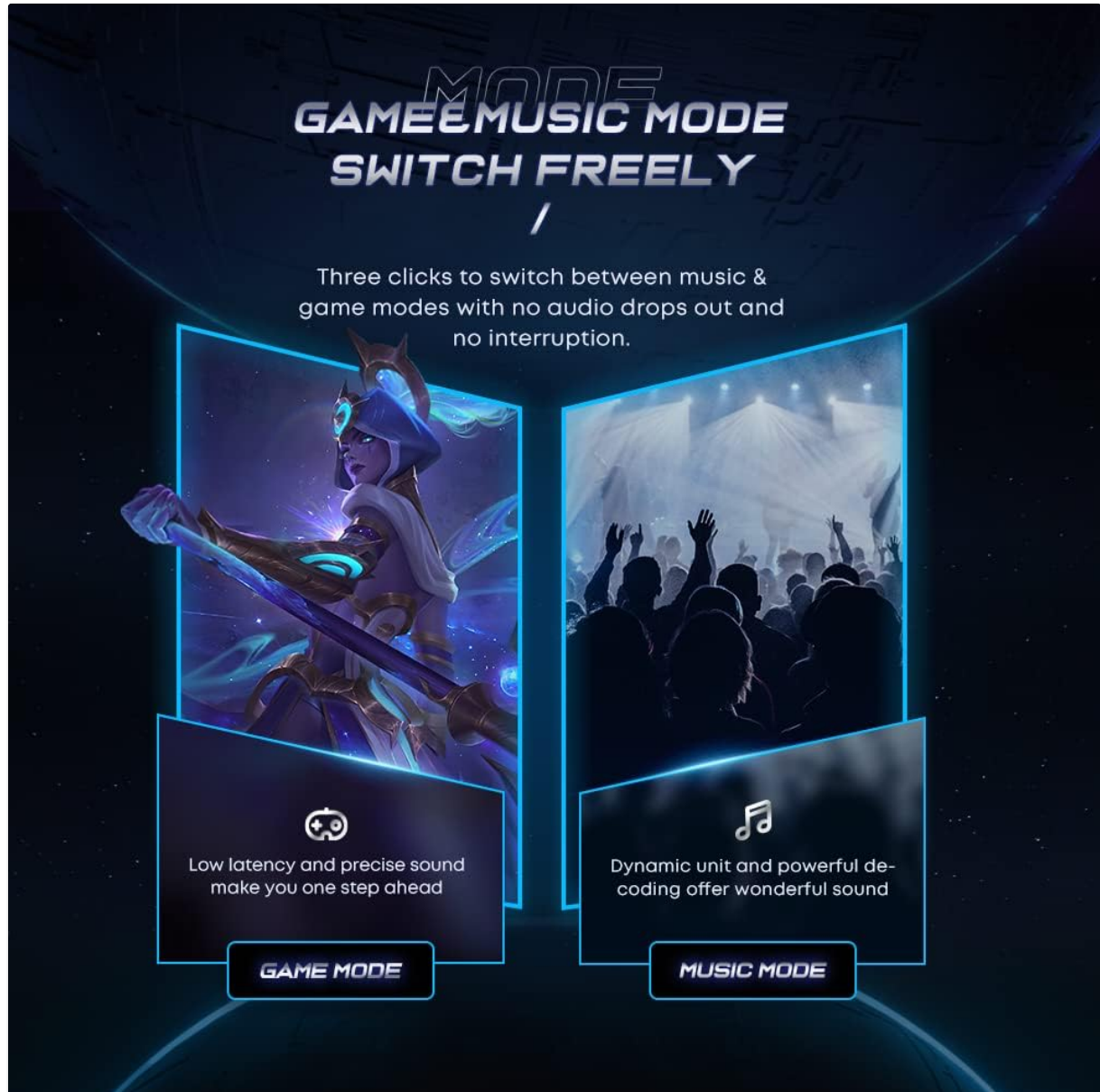


Image: A visual comparison between 'Game Mode' and 'Music Mode', illustrating the benefits of low latency for gaming and high-quality sound for music.

### Environmental Noise Cancellation (ENC) for Calls:

The Langsdom TG10A Delta earbuds are equipped with ENC technology and an HD microphone to reduce background noise during phone calls, ensuring clear communication.





Image: A diagram showing an earbud with sound waves being picked up by the microphone, illustrating how ENC technology isolates ambient noise for clearer voice pickup.

## MAINTENANCE

### Cleaning:

- Regularly clean the earbuds and charging case with a soft, dry, lint-free cloth.
- Do not use abrasive cleaners, alcohol, or chemical solvents.
- Ensure charging contacts on both earbuds and case are clean and free of debris to maintain proper charging.

### Storage:

- When not in use, store the earbuds in their charging case to protect them and keep them charged.
- Store in a cool, dry place, away from extreme temperatures and direct sunlight.

## TROUBLESHOOTING

Problem	Possible Solution
---------	-------------------

Problem	Possible Solution
Earbuds not pairing	<ul style="list-style-type: none"><li>• Ensure earbuds are charged.</li><li>• Place earbuds back in the case, close, then open again to re-enter pairing mode.</li><li>• Turn off and on Bluetooth on your device.</li><li>• Forget "Langsdom TG10A Delta" from your device's Bluetooth list and try pairing again.</li></ul>
No sound from one earbud	<ul style="list-style-type: none"><li>• Ensure both earbuds are charged.</li><li>• Place both earbuds back in the case, close, then open again.</li><li>• Try resetting the earbuds (refer to specific reset instructions if available, otherwise try re-pairing).</li></ul>
Charging issues	<ul style="list-style-type: none"><li>• Check the USB-C cable and power adapter.</li><li>• Ensure charging contacts on earbuds and case are clean.</li><li>• Verify the charging case itself has power.</li></ul>
Poor sound quality	<ul style="list-style-type: none"><li>• Ensure earbuds are properly seated in your ears.</li><li>• Check the audio source quality.</li><li>• Move closer to your connected device to avoid interference.</li><li>• Switch to Music Mode if currently in Gaming Mode.</li></ul>

## SPECIFICATIONS

Feature	Detail
Model Name	Delta
Item Model Number	TG10A
Connectivity Technology	Bluetooth 5.3
Wireless Communication	Bluetooth
Ear Placement	Open Ear (Semi-in-ear design)
Form Factor	In Ear
Noise Control	Environmental Noise Cancellation (ENC) for calls
Battery Type	Lithium Polymer (1 required, included)
Earbud Playtime	Up to 6 hours per charge
Total Playtime (with case)	Up to 24 hours
Charging Port	USB-C
Package Dimensions	15.39 x 8.99 x 4.09 cm



Feature	Detail
Item Weight	118 g
Manufacturer	Langsdom






## WARRANTY AND SUPPORT

Langsdom products are designed and manufactured to the highest quality standards. For warranty information, technical support, or customer service inquiries, please refer to the warranty card included with your product or visit the official Langsdom website. Please retain your proof of purchase for warranty claims.

For further assistance, you may contact Langsdom customer support through their official channels.

© 2023 Langsdom. All rights reserved.

## Related Documents - TG10A

	<a href="#">Langsdom Delta Wireless Gaming Earphone User Manual</a> User manual for the Langsdom Delta Wireless Gaming Earphones, detailing setup, pairing, touch controls, charging, warnings, and product specifications. Features Bluetooth 5.3 and dual modes for gaming and music.
	<a href="#">Langsdom GT4 TWS Dual Driver Earphone User Manual</a> User manual for the Langsdom GT4 TWS Dual Driver Earphone, detailing setup, operation, controls, charging, and technical specifications.
	<a href="#">Langsdom AirSoul User Manual</a> User manual for the Langsdom AirSoul earphones, covering packing list, wearing instructions, earphone and box diagrams, power on/off, Bluetooth pairing, reset, touch operations, indicator guide, charging, useful tips, product specifications, and warranty service. Available in English, French, German, Spanish, Japanese, and Korean.
	<a href="#">Langsdom ClipBuds Wireless Earcuff Earphone User Manual</a> Comprehensive user guide for the Langsdom ClipBuds Wireless Earcuff Earphones, covering setup, pairing, operation, charging, safety precautions, and technical specifications.
	<a href="#">Langsdom AirSwim User Manual</a> User manual for the Langsdom AirSwim bone conduction headphones, covering packing list, wearing instructions, headphone diagram, manual on/off, Bluetooth pairing, reset, factory settings, extended link, touch operations, charging, product parameters, and warranty.



[Langsdom BS17 Bone Conduction Headphones User Manual](#)

User manual for the Langsdom BS17 bone conduction headphones, covering usage, product diagram, operations, pairing, and safety warnings.