

[Manuals.plus](#) /

> [VEVOR](#) /

> VEVOR Large Metal Chicken Coop with Run - Model: Chicken Coop 9.8x6.5x6.5ft

VEVOR Chicken Coop 9.8x6.5x6.5ft

VEVOR Large Metal Chicken Coop with Run

Model: Chicken Coop 9.8x6.5x6.5ft

Brand: VEVOR

IMPORTANT SAFETY INFORMATION

Please read and understand all instructions and safety warnings before assembly and use of this product. Failure to follow these instructions may result in injury or damage to the product or animals.

- Ensure all connections are securely fastened during assembly.
- Regularly inspect the coop for any loose parts, damaged mesh, or sharp edges that could harm animals.
- Position the coop on level ground to ensure stability.
- In areas prone to strong winds or severe weather, consider additional anchoring or temporary relocation of animals indoors.
- This product is designed for poultry and small animals. Do not use for purposes other than its intended use.

PRODUCT OVERVIEW

The VEVOR Large Metal Chicken Coop with Run provides a secure and spacious outdoor enclosure for various poultry and small animals. Constructed from durable galvanized steel, it offers protection from the elements and predators, ensuring a safe environment for your flock.



Image: The VEVOR Large Metal Chicken Coop with Run, showcasing its spacious design and suitability for various poultry and small animals.

Key Features

- **Weatherproof & Corrosion-proof:** Crafted from galvanized steel pipes, rigorously tested against salt spray, ensuring long-term stability against rain, wind, and sun exposure.
- **Sturdy Frame and Durability:** Features thickened galvanized steel tubes (0.7mm thickness, 25mm diameter) that are rust-resistant and bend-resistant.
- **Fully Reinforced from Ground to Structure:** Includes reinforced ground stakes, zip tie fastening, and spring plungers for enhanced stability.
- **Escape-Proof Design:** Utilizes 0.9mm thick steel wire mesh, reinforced with twisted wire, to resist biting and attacks, and block digging from below.
- **Waterproof Sunshade Tarp:** A durable PE coated tarp provides essential shade and protection from rain for your poultry.
- **Walk-in Design:** Features an extended latch and a large door (1.9ft wide, 6.0ft high) for easier cleaning and feeding.
- **Large Capacity:** Designed to comfortably accommodate 9-13 chickens.
- **Open Design for Fresh Air Flow:** Ensures good ventilation within the coop.



Image: Detailed view of the galvanized steel pipe construction, highlighting its durability and resistance to rust and corrosion.

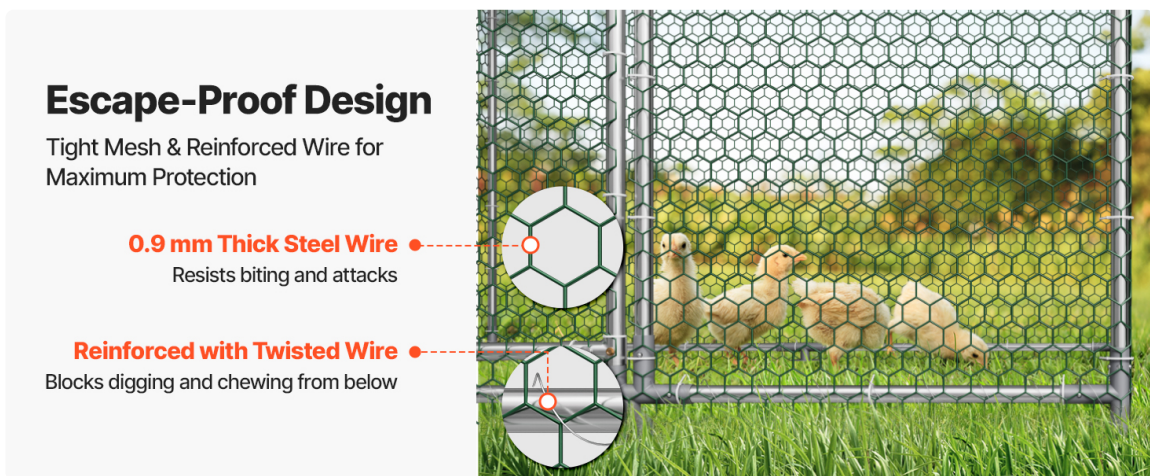


Image: Close-up of the hexagonal wire mesh, demonstrating its 0.9mm thickness and reinforced twisted wire for predator protection.

SETUP AND ASSEMBLY

Assembly of the VEVOR Large Metal Chicken Coop is required. The design features quick-connect components for a straightforward setup process. It is recommended to have two people for assembly.

Step-by-Step Assembly

1. Unpack all components and verify against the included accessories list.
2. Assemble the main galvanized steel frame by connecting the numbered pipes using the quick-release buttons and clamps.
3. Construct the door frame and attach it to the main structure using the provided hangers and latch mechanism.
4. Unroll the hexagonal wire mesh and secure it around the entire frame using the provided zip ties. Ensure the mesh is taut and fully covers all open sides.
5. Install the waterproof sunshade tarp over the designated roof section, securing it with the elastic ropes.
6. For added stability, use the ground pegs to anchor the coop to the ground.

Easy Assembly Rich Accessories


Make setup effortless



**Sturdy Frame
Clamps and Ground Nails**



**Spring Clasp
Connect**



**Dip - coated Hexagonal
Wire Mesh**



**Elastic Rope
Zip Ties**

Image: An overview of the assembly accessories, including clamps, ground nails, spring clasps, wire mesh, and elastic ropes.



Image: The partially assembled coop frame, demonstrating the structure before the full mesh and tarp installation.

Installation Tips

- Two-person assembly takes approximately 1.5 hours.
- Assemble the frame first, then install the wire mesh, and finally secure the tarp.
- Due to gravity, the door may tilt slightly. You might need to drill and adjust the door frame slightly after assembly to ensure it closes properly.

Installation Video

Video: Official VEVOR installation guide for the chicken coop, demonstrating key assembly steps.

Video: A detailed guide on how to install the large metal chicken coop, provided by the seller.

OPERATING INSTRUCTIONS

The VEVOR chicken coop is designed for ease of use and animal comfort. Its walk-in design allows for convenient access for daily tasks, while the spacious interior provides ample room for your animals.

- **Daily Access:** Use the large walk-in door to enter the coop for feeding, watering, and egg collection. The extended latch ensures the door stays securely closed when not in use.
- **Animal Comfort:** The waterproof tarp provides shade from the sun and shelter from rain, keeping your animals comfortable in various weather conditions. The open design promotes fresh air circulation.
- **Placement:** Position the coop in a suitable outdoor area, ensuring it is stable and provides adequate space for the animals to roam within the enclosure.

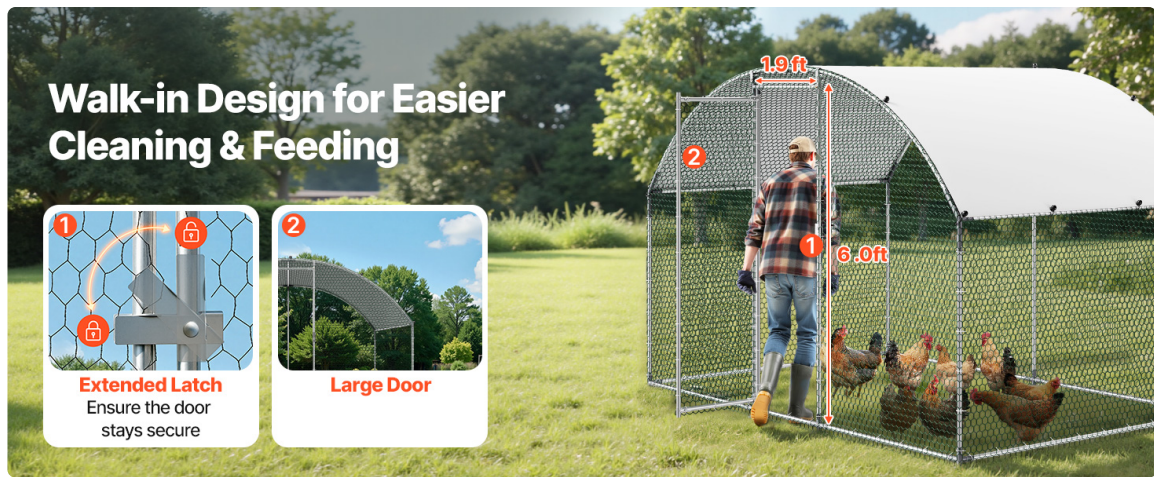


Image: The walk-in design of the coop, illustrating the large door and extended latch for secure and easy access.



Image: The spacious interior of the coop, demonstrating its capacity to house 9-13 chickens comfortably.

MAINTENANCE

Proper maintenance will extend the lifespan of your VEVOR chicken coop and ensure a healthy environment for your animals.

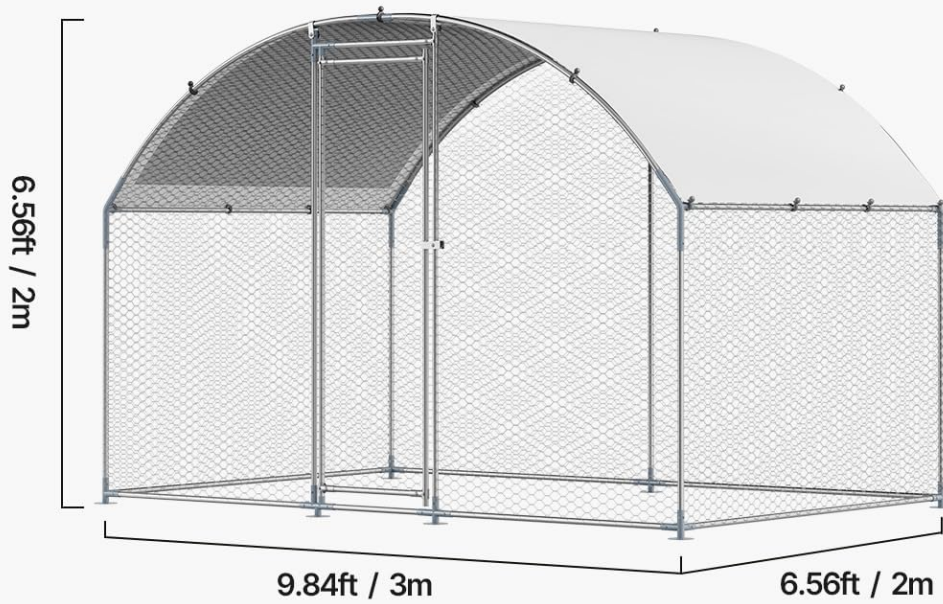
- **Regular Cleaning:** Periodically remove soiled bedding and droppings from the coop floor. Clean the wire mesh and frame with a mild, non-toxic cleaner safe for animals.
- **Inspect for Damage:** Regularly check the wire mesh for any tears or holes, and the frame for any signs of rust or bending. Repair or replace damaged components promptly to maintain security.
- **Tarp Care:** Ensure the waterproof tarp is securely fastened and free from tears. Clean the tarp as needed to prevent mold or mildew buildup.
- **Ground Anchoring:** Verify that ground pegs remain firmly in place, especially after heavy rains or strong winds, to prevent the coop from shifting.

TROUBLESHOOTING

If you encounter issues with your VEVOR chicken coop, refer to the following common solutions:

- **Door Not Closing Properly:** Check if the door frame is aligned correctly. Minor adjustments or re-drilling of the latch mechanism may be necessary due to gravity or uneven ground.
 - **Loose Frame Connections:** Ensure all quick-release buttons are fully engaged and clamps are tightened. For permanent connections, verify self-tapping screws are fully driven.
 - **Sagging Mesh:** Re-tighten zip ties securing the mesh to the frame. Add additional zip ties if necessary to ensure the mesh is taut.
 - **Water Accumulation on Tarp:** Ensure the tarp is stretched tightly and properly angled to allow water runoff. Clear any debris that may be pooling water.
-

SPECIFICATIONS



Item Model Number: **YD322** Main Material: **Galvanized Steel Pipe + PE**

Product Dimensions: **9.84 × 6.56 × 6.56 ft (3 × 2 × 2 m)**

Protective Net Dimensions: **3.61 × 78.74 ft (1.1 × 24 m)**

Tarp Dimensions: **6.26 × 11.25 ft (1.91 × 3.43 m)**

Product Weight: **52.47 lbs (23.8 kg)**

Included Accessories:

Pipe Clamps x10 **U-Clamps x2** **Screws x8** **Nuts x8**

T-Threaded Rods x5 **Ground Pegs x7** **Pack of Zip Ties x1**

Bungee Cords x22 **Door Lock x1** **Gloves x2** **Instruction Manual x1**

Image: Detailed specifications and included accessories for the VEVOR Large Metal Chicken Coop.

Feature	Detail
Item Model Number	Chicken Coop 9.8x6.5x6.5ft
Product Dimensions (L x W x H)	118.1 x 78.7 x 78.7 inches (9.8 x 6.5 x 6.5 ft)
Main Material	Galvanized Steel Pipe + PE
Pipe Outer Diameter	1 inch / 25 mm
Pipe Wall Thickness	0.03 inch / 0.7 mm
Hex Mesh Material	PVC-Coated Galvanized Wire Mesh

Wire Diameter	0.04 inch / 0.9 mm (coated)
Canopy Material	PE
Canopy Size (per panel)	6.26 x 11.25 ft (1.91 x 3.43 m)
Type	Dome Roof, Single Door
Product Weight	78 Pounds (35.38 kg)
Color	Silver - Dome Roof
Target Audience	Chicken house, chicken runs, large chicken coop, outdoor chicken coop
Date First Available	March 21, 2023

WARRANTY AND SUPPORT

This VEVOR product comes with a **1 Year Warranty** from the date of purchase, covering manufacturing defects under normal use.

For customer support, technical assistance, or warranty claims, please visit the official VEVOR website or contact their customer service department. Keep your purchase receipt and model information handy for faster service.

You can find more information and contact details by visiting the [VEVOR Store on Amazon](#).