

RL LIVE YOUR LIGHT R52176149

Reality Lennon LED Table Lamp User Manual

Model: R52176149

1. PRODUCT OVERVIEW

The LENNON table lamp features a minimalist design, making it suitable for both indoor and outdoor use. Its battery operation allows for flexible placement, perfect for any garden party or indoor setting. The lamp is easily rechargeable via a USB port. Additionally, it includes a 4-way dimmer, enabling individual adjustment of light intensity to create the desired ambiance. With an IP44 rating, the lamp is protected against splashing water, making it ideal for outdoor environments. Its simple mushroom-shaped design in pistachio green makes it a versatile decorative element. The lamp incorporates modern LED technology, offering high lighting quality and energy efficiency, potentially saving up to 80% on energy costs compared to conventional halogen lamps. LED light sources also boast a long lifespan and produce less heat, contributing to environmental preservation.





Figure 1.1: The Reality Lennon LED Table Lamp, showcasing its minimalist mushroom design and pistachio green color.

2. SAFETY INFORMATION

- Ensure the lamp is fully charged before first use to optimize battery life.
- Do not expose the lamp to extreme temperatures or direct sunlight for prolonged periods.
- The lamp has an IP44 rating, meaning it is protected against splashing water from any direction. It is not designed for submersion in water.
- Use only the provided charging cable or a compatible USB charger.
- Do not attempt to disassemble or modify the lamp. This may void the warranty and pose a safety risk.
- Keep out of reach of children.
- Dispose of the battery responsibly according to local regulations.

IP KLASSEFIKATION



Figure 2.1: An illustration detailing various IP classifications for outdoor lighting, highlighting the IP44 rating of this lamp for splash water protection.

3. PACKAGE CONTENTS

Please check the package contents upon opening to ensure all items are present and undamaged.

- Reality Lennon LED Table Lamp (1 unit)
- USB Charging Cable (1 unit)
- Integrated Lithium-ion Battery (pre-installed)

4. SETUP AND CHARGING

4.1 Initial Charging

Before first use, fully charge the lamp. The charging process takes approximately 3.5 hours.

1. Locate the USB charging port on the lamp's base.
2. Connect the provided USB charging cable to the lamp's port.
3. Connect the other end of the USB cable to a compatible USB power adapter (not included) or a powered USB port (e.g., computer, power bank).
4. The lamp will indicate charging status (e.g., an indicator light). Refer to the lamp's specific indicator for full charge.
5. Once fully charged, disconnect the lamp from the charging cable. A full charge provides approximately 7 hours of lighting time.



Figure 4.1: Various angles of the lamp, including a detailed view of the base where the USB charging port is located.

5. OPERATING INSTRUCTIONS

5.1 Power On/Off and Brightness Adjustment

The Lennon lamp features a touch-sensitive control for power and brightness adjustment.

1. To turn the lamp on, gently touch the designated touch area (usually on the top or base of the lamp, indicated by a subtle symbol).
2. The lamp will illuminate at its lowest brightness setting.
3. To cycle through brightness levels, touch the area again. The lamp offers three distinct brightness levels.
4. To turn the lamp off, continue touching the area until the lamp switches off after the highest brightness level, or hold the touch area for a few seconds.



Figure 5.1: A visual summary of the lamp's key features, including its touch dimmer functionality and suitability for both indoor and outdoor environments.

5.2 Indoor and Outdoor Use

Thanks to its IP44 rating and battery operation, the Lennon lamp is highly versatile.

- **Indoor Use:** Place the lamp on any table, desk, or shelf to provide ambient or task lighting. Its compact size makes it ideal for various rooms.
- **Outdoor Use:** The IP44 protection allows for safe use in outdoor areas such as patios, balconies, or garden tables, even in light rain or splashes. Ensure the charging port cover is securely closed when used outdoors.



Figure 5.2: The lamp providing soft illumination in an indoor setting, demonstrating its aesthetic appeal within a home environment.



Figure 5.3: The lamp positioned on an outdoor table, illustrating its suitability for al fresco dining or garden ambiance due to its water resistance.

6. MAINTENANCE AND CARE

- **Cleaning:** To clean the lamp, wipe it gently with a soft, damp cloth. Do not use abrasive cleaners, solvents, or harsh chemicals, as these may damage the finish.
- **Storage:** If storing the lamp for an extended period, ensure it is fully charged and then store it in a cool, dry place. Recharge the battery every 3-6 months to maintain its health.
- **Battery Care:** Avoid completely draining the battery frequently, as this can reduce its overall lifespan.
- **LED Lifespan:** The integrated LED has an average lifespan of 35,000 hours and is not user-replaceable.

7. TROUBLESHOOTING

Problem	Possible Cause	Solution
Lamp does not turn on.	Battery is depleted.	Charge the lamp using the provided USB cable.
Lamp does not charge.	Charging cable or adapter issue; dirty charging port.	Ensure the USB cable is securely connected. Try a different USB adapter or port. Clean the charging port gently if visible debris is present.
Brightness levels are not changing.	Incorrect touch operation.	Ensure you are touching the correct sensor area. Tap gently and consistently to cycle through levels.
Lamp flickers or turns off unexpectedly.	Low battery; internal issue.	Recharge the lamp. If the problem persists after charging, contact customer support.

8. SPECIFICATIONS

Brand	RL LIVE YOUR LIGHT
Model Number	R52176149
Manufacturer	Trio Lighting
Dimensions (L x W x H)	14 x 14 x 22 cm (approx. 5.5 x 5.5 x 8.7 inches)
Weight	410 grams (approx. 0.9 lbs)
Material	Plastic
Color	Pistachio Green
Light Source	Integrated LED
Power Consumption	2 Watts
Luminous Flux	180 lm
Color Temperature	3000 Kelvin
Battery Type	1 Lithium-ion (included)
Charging Time	Approx. 3.5 hours

Operating Time (Full Charge)	Approx. 7 hours
IP Rating	IP44 (Splash water protected)
Special Features	Dimmable (3 levels), Rechargeable, Touch Control
Country of Origin	China

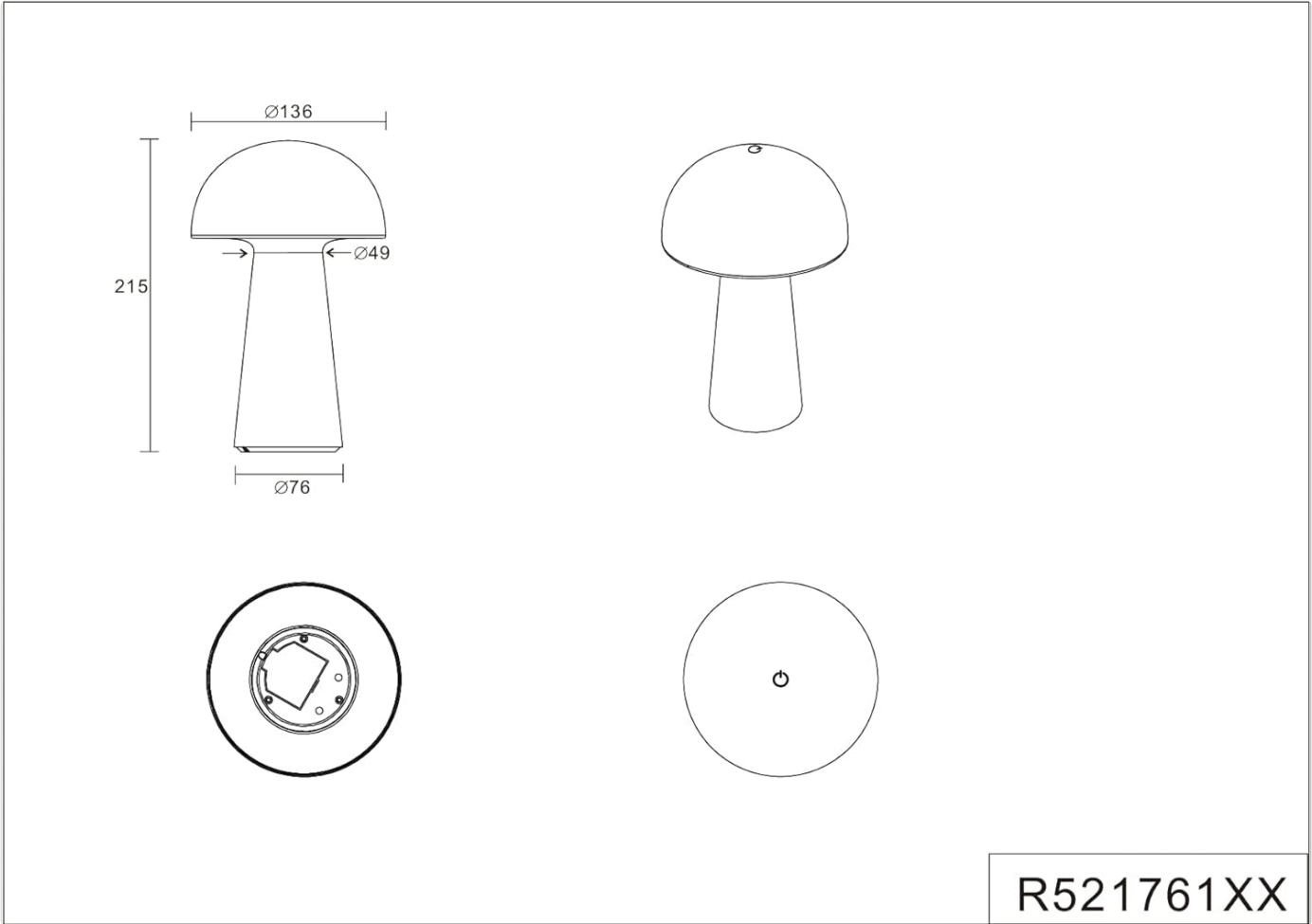


Figure 8.1: Technical drawing showing the precise dimensions of the lamp.


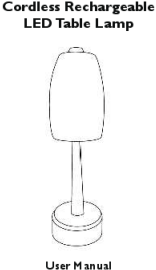




9. WARRANTY AND SUPPORT

For warranty information and customer support, please refer to the documentation provided with your purchase or contact the manufacturer directly.

Manufacturer: Trio Lighting

Please retain your proof of purchase for warranty claims.



	<p>RL LED Rechargeable Table Lamp R521761XX - Safety & Specifications</p> <p>Concise guide to the RL LED rechargeable table lamp (Art.Nr. R521761XX), detailing essential safety warnings in multiple languages, product specifications, charging information, and manufacturer details.</p>
	<p>Cordless Rechargeable LED Table Lamp User Manual - UMEXUS</p> <p>Comprehensive user manual for the UMEXUS Cordless Rechargeable LED Table Lamp. Find detailed specifications, features, step-by-step assembly instructions, usage guide, safety precautions, and package contents for this portable, touch-dimmable light.</p>
	<p>Zafferano Olivia Rechargeable LED Table Lamp - User Guide and Specifications</p> <p>Detailed user guide and technical specifications for the Zafferano Olivia rechargeable LED table lamp. Learn about setup, operation, dimming, color temperature, charging, and maintenance.</p>
	<p>Poldina Table Lamp by Zafferano: Features, Specifications, and Accessories</p> <p>Explore the Poldina Table Lamp by Zafferano, a battery-powered portable LED light featuring touch dimming, adjustable color temperature, and IP65 rating. Includes detailed specifications, available finishes, and compatible accessories.</p>
	<p>LUMAK PRO LED Rechargeable Hand Lamp User Manual</p> <p>User manual for the LUMAK PRO LED rechargeable hand lamp, including safety instructions, usage guide, charging information, and disposal guidelines. Model 10462542.</p>
	<p>Lepro Dimmable LED Desk Lamp - User Manual and Specifications</p> <p>User manual and specifications for the Lepro Dimmable LED Desk Lamp (models PR310001, PR310002), detailing features, safety precautions, usage instructions, and technical data. Includes multilingual support information.</p>