

COMFIER CF-5212-EU

Comfier Shiatsu Electric Foot Massager (Model CF-5212-EU) User Manual

Model: CF-5212-EU | Brand: COMFIER

1. SAFETY INFORMATION

Please read all instructions carefully before using the Comfier Shiatsu Electric Foot Massager. Retain this manual for future reference.

- **Medical Conditions:** This device is not suitable for use under certain medical conditions. Consult a physician before use if you have any pre-existing health concerns, especially related to circulation, diabetes, or nerve damage.
- **Children:** This device is not suitable for use by children. Keep out of reach of children.
- **Environment:** Do not use the device in humid environments or near water.
- **Power Cord:** Always pay attention to the power cable to avoid tripping hazards or damage to the cord. Ensure the power cord is not pinched or tangled.
- **Disassembly:** Do not attempt to disassemble or repair the device yourself. Contact customer support for assistance.
- **Intensity:** Begin with the lowest intensity setting and gradually increase as comfortable. Excessive pressure may cause discomfort.

2. PRODUCT OVERVIEW AND FEATURES

The Comfier Shiatsu Electric Foot Massager is designed to provide a comprehensive foot massage experience, combining multiple techniques to relieve foot pain and tension.



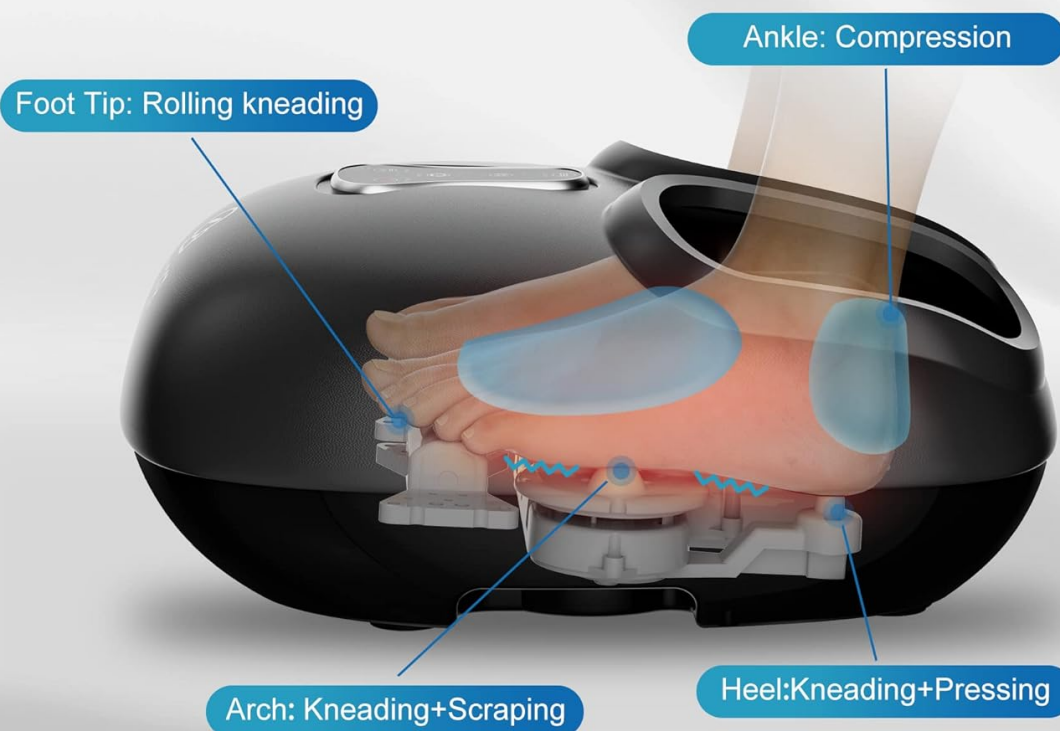
The Comfier Shiatsu Electric Foot Massager, showcasing its control panel and foot inserts.

Key Features:

- **Multifunctional Massage:** Offers Shiatsu, rolling, rapid heating, full foot compression, and vibration massage.
- **Deep Kneading Shiatsu:** Features Shiatsu rollers that mimic professional massage techniques, applying effective pressure to the soles of the feet.
- **Rapid Heating Function:** Heats up quickly to temperatures up to 131°F (55°C), with two heat levels (113°F/45°C and 131°F/55°C) to warm cold feet and improve circulation.
- **Adjustable Compression:** Provides compression massage with 3 adjustable levels for the instep, heel, and ankles.
- **Vibration Massage:** Additional vibration in the toe area for a complete foot massage experience.

- **Removable and Washable Cuffs:** Breathable and removable foot cuffs for easy cleaning and maintenance.
- **Wide Foot Size Compatibility:** Suitable for foot sizes up to EU size 47 (US Men's 13).

Ergonomic & Professional Design



An internal diagram of the foot massager highlighting the rolling kneading at the foot tip, compression at the ankle, kneading and scraping at the arch, and kneading and pressing at the heel.

3. SETUP

Follow these steps to set up your Comfier Shiatsu Electric Foot Massager:

1. **Unpack:** Carefully remove the foot massager and all accessories from the packaging.
2. **Inspect:** Check the device and power adapter for any signs of damage. Do not use if damaged.
3. **Placement:** Place the foot massager on a flat, stable surface in a comfortable seating area. Ensure there is enough space around the device for proper ventilation.
4. **Connect Power:** Insert the power adapter into the DC input port on the massager. Then, plug the power

adapter into a suitable electrical outlet.



Contents of the product package, including the foot massager unit, its retail box, power adapter, and the instruction manual.

4. OPERATING INSTRUCTIONS

Once the device is set up, you can begin your massage session:

1. **Power On:** Ensure the device is properly connected to a power source. Press the 'Power' button on the control panel to turn on the massager.
2. **Insert Feet:** Place your feet comfortably into the foot inserts.
3. **Select Massage Mode:** Use the control panel buttons to select your desired massage functions and intensity levels. The available functions typically include:
 - **Kneading:** Adjust intensity (L/M/H) for deep Shiatsu massage.
 - **Heat:** Activate or deactivate the heating function. The device offers two heat levels.

- **Air Compression:** Adjust compression intensity (L/M/H) for the instep, heel, and ankles. Start with low intensity to avoid discomfort.
 - **Vibration:** Activate or deactivate the vibration function for the toe area.
4. **Adjust Intensity:** For each function, adjust the intensity (Low, Medium, High) according to your preference. It is recommended to start with a low intensity, especially during the first few uses.
 5. **Session Duration:** The massager typically has an auto-off timer for safety and convenience. Refer to the specifications for the default session duration.
 6. **Power Off:** When finished, press the 'Power' button to turn off the device. Unplug the massager from the power outlet when not in use.



Massage Foot & Relax body

3 Intensities to meet your needs



Kneading



Rolling



Vibration

A man relaxing with the foot massager, highlighting the three intensity levels for kneading, rolling, and vibration massage functions.



A user enjoying the foot massager, demonstrating the rapid heating function up to 131°F (55°C) with two heat levels (113°F/45°C and 131°F/55°C).

5. MAINTENANCE

Regular cleaning and proper storage will ensure the longevity and hygienic use of your foot massager.

Cleaning:

- **Foot Cuffs:** The foot cuffs are breathable, removable, and washable. Carefully detach them from the massager and wash them according to their care instructions (typically hand wash or gentle machine wash). Ensure they are completely dry before reattaching.
- **Exterior:** Wipe the exterior of the massager with a soft, damp cloth. Do not use abrasive cleaners or immerse the device in water.
- **Before Cleaning:** Always unplug the device from the power outlet before cleaning.



The foot cuffs are designed to be easily removable and washable, ensuring hygiene and ease of maintenance.

Storage:

- Store the massager in a cool, dry place away from direct sunlight and moisture.
- Avoid placing heavy objects on top of the massager.
- Keep the power cord neatly coiled and avoid sharp bends.

6. TROUBLESHOOTING

If you encounter any issues with your Comfier Shiatsu Electric Foot Massager, please refer to the following common problems and solutions:

Problem	Possible Cause	Solution
Device does not turn on.	Not plugged in correctly; power outlet issue; damaged power cord.	Ensure the power adapter is securely plugged into both the massager and a working electrical outlet. Try a different outlet. Inspect the power cord for damage.
Massage feels too weak or too intense.	Incorrect intensity setting; feet not positioned correctly.	Adjust the intensity levels (L/M/H) using the control panel. Reposition your feet to ensure proper contact with the massage nodes.
No heat or insufficient heat.	Heat function not activated; device not warmed up yet.	Ensure the heat function is turned on. Allow a few minutes for the heating elements to reach the desired temperature.
Unusual noise during operation.	Normal operating sound; internal component issue.	Some operational noise is normal. If the noise is excessive or unusual, discontinue use and contact customer support.

If the problem persists after trying these solutions, please contact Comfier customer support for further assistance.

7. SPECIFICATIONS

Detailed technical specifications for the Comfier Shiatsu Electric Foot Massager (Model CF-5212-EU):

Specification	Detail
Model Number	CF-5212-EU
Brand	COMFIER
Dimensions (L x W x H)	34.5 x 18.8 x 40.4 cm (13.6 x 7.4 x 15.9 inches)
Product Weight	2.9 kg (6.4 lbs)
Material	Plastic
Power Source	Corded Electric
Special Function	Heat (up to 131°F / 55°C)
Massage Type	Shiatsu, Rolling, Vibration, Air Compression
Specific Uses	Foot, Plantar Fasciitis, Myofascial, Neuropathy
Max Foot Size	EU Size 47 (US Men's 13)
Country of Origin	China



12.8 inches

13.7 inches

COMFIER

MAX: EU Size 47

Fits Whole Family

The foot massager is suitable for various foot sizes, accommodating up to EU size 47, making it suitable for most adults.

8. WARRANTY AND SUPPORT

COMFIER is committed to providing high-quality products and customer satisfaction.









Warranty Information:



This product comes with a manufacturer's warranty. Please refer to the warranty card included in your product packaging for specific terms, conditions, and duration. Keep your proof of purchase for warranty claims.

Customer Support:

If you have any questions, concerns, or require technical assistance with your Comfier Shiatsu Electric Foot Massager, please contact COMFIER customer support. Contact details can typically be found on the product packaging, the official COMFIER website, or the warranty card.

Related Documents - CF-5212-EU

<div><div> Shiatsu Neck and Back Massager with Heat</div><div></div><div><div>User Manual</div><div>CF-2303-KR</div></div></div>	<p>COMFIER CF-2303-KR Shiatsu Neck and Back Massager with Heat User Manual</p> <p>Comprehensive user manual for the COMFIER CF-2303-KR Shiatsu Neck and Back Massager with Heat, covering safety instructions, features, technical data, setup, operation, controller functions, care, cleaning, troubleshooting, and warranty information.</p>
<div><div> Shiatsu massagercushion mit wärmefunktion DE Shiatsu massage cushion with heat GB Coussin de massage Shiatsu avec chaleur FR Cushion per massage Shiatsu riscaldato IT Ogün ısıtılabilir Shiatsu masaj yastısı TR</div><div></div><div><div>CE</div><div>User Manual</div><div>CF-2606MC</div></div></div>	<p>COMFIER CF-2606MC Shiatsu Massage Cushion with Heat User Manual</p> <p>Comprehensive user manual for the COMFIER CF-2606MC Shiatsu massage cushion with heat. Includes safety instructions, operating guide, features, maintenance, and warranty information.</p>
<div><div> Shiatsu Neck and Back Massager</div><div></div><div><div>User Manual</div><div>CF-2309A</div></div></div>	<p>Comfier Shiatsu Neck and Back Massager CF-2309A User Manual</p> <p>User manual for the Comfier Shiatsu Neck and Back Massager, model CF-2309A. Includes safety instructions, features, technical data, setup and operation, controller instructions, care and cleaning, troubleshooting, and warranty information.</p>
<div><div> Shiatsu massage pillow with heat</div><div></div><div><div>CE</div><div>User Manual</div><div>CF-1228</div></div></div>	<p>Comfier CF-1228 Shiatsu Massage Pillow with Heat User Manual</p> <p>User manual for the Comfier CF-1228 Shiatsu massage pillow with heat, detailing safety instructions, operating procedures, features, maintenance, disposal, technical specifications, and warranty information.</p>

<div><div><div>CONFIER</div><div>Leg and Foot Massager</div></div><div><div>User Manual CF-F25H</div></div></div>	<p>Comfier CF-F25H Leg and Foot Massager User Manual</p> <p>Comprehensive user manual for the Comfier CF-F25H Leg and Foot Massager, detailing safety instructions, product features, setup and operation, maintenance, troubleshooting, warranty information, and FCC compliance.</p>
<div><div><div>CONFIER</div><div>NECK & SHOULDER SHIATSU MASSAGER WITH HEAT</div></div><div><div>User Manual CF-6302</div></div></div>	<p>Comfier CF-6302 Neck & Shoulder Shiatsu Massager with Heat User Manual</p> <p>Comprehensive user manual for the Comfier CF-6302 Neck & Shoulder Shiatsu Massager with Heat. Learn about safety instructions, features, operation, maintenance, and warranty.</p>