

[Manuals.plus](#) /

> [SHOKZ](#) /

> SHOKZ OpenFit True Wireless Bluetooth Headphones User Manual

SHOKZ T910

SHOKZ OpenFit True Wireless Bluetooth Headphones User Manual

Model: OpenFit (T910) | Brand: SHOKZ

INTRODUCTION

The SHOKZ OpenFit headphones offer an open-ear design for ultimate comfort and situational awareness. Featuring DirectPitch™ technology for premium audio and a secure fit with ergonomic ear hooks, these true wireless earbuds are designed for extended listening and active lifestyles. They are sweat-resistant and provide long battery life with quick charging capabilities.





Image: SHOKZ OpenFit True Wireless Earbuds and their charging case.

WHAT'S IN THE BOX

- OpenFit True Wireless Earbuds
- Charging Case
- USB-C Charging Cable
- Protective Case
- User Manual

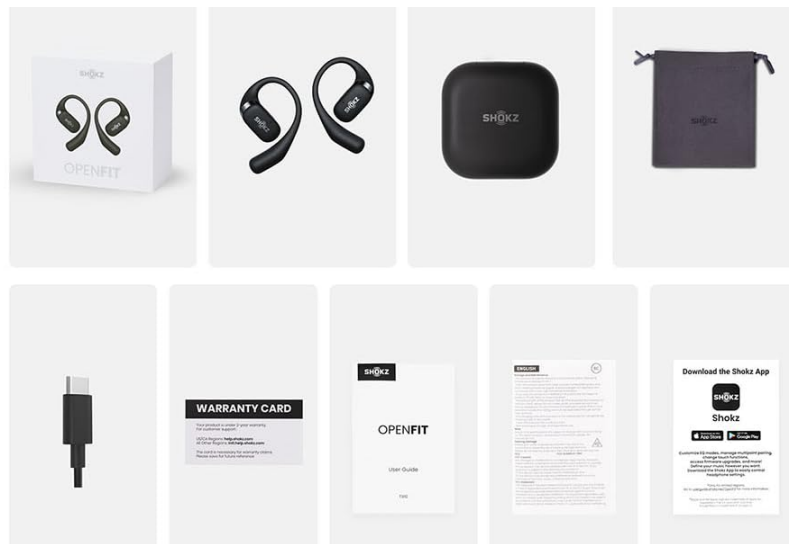


Image: All components included in the SHOKZ OpenFit package.

SETUP

1. Charging the Earbuds and Case

Before first use, fully charge your OpenFit earbuds and charging case. The charging case provides up to 21 additional hours of battery life, extending the earbuds' 7 hours of playtime to a total of 28 hours. A quick 5-minute charge can provide 1 hour of listening time.



Image: The SHOKZ OpenFit charging case connected for charging, highlighting its 28-hour total battery life.

2. First-Time Pairing

1. Remove the earbuds from the charging case. They will automatically enter pairing mode, indicated by the charging case indicator flashing orange and green.
2. On your mobile device, enable Bluetooth and select "OpenFit by Shokz" from the list of available devices. The device will display successful pairing when complete.

Your browser does not support the video tag.

Video: Official SHOKZ guide on how to perform first-time pairing for OpenFit earbuds.

3. Connecting to the Shokz App

For enhanced features and customization, download the Shokz App from your device's app store. After successful Bluetooth pairing, the OpenFit will automatically connect to the app.

- Check battery life of earbuds and charging case.
- Select different EQ modes (Standard, Vocal, Bass Boost, Treble Boost).
- Customize EQ modes and touch controls.

Your browser does not support the video tag.

Video: Official SHOKZ guide on connecting OpenFit earbuds to the Shokz App for customization.

WEARING THE OPENFIT

1. Remove the earbuds from the charging case.
2. Place them at the top of your ears.
3. Rotate them back and down along the outer ear to a proper position.
4. Gently shake your head to check for a firm fit and adjust for comfort.

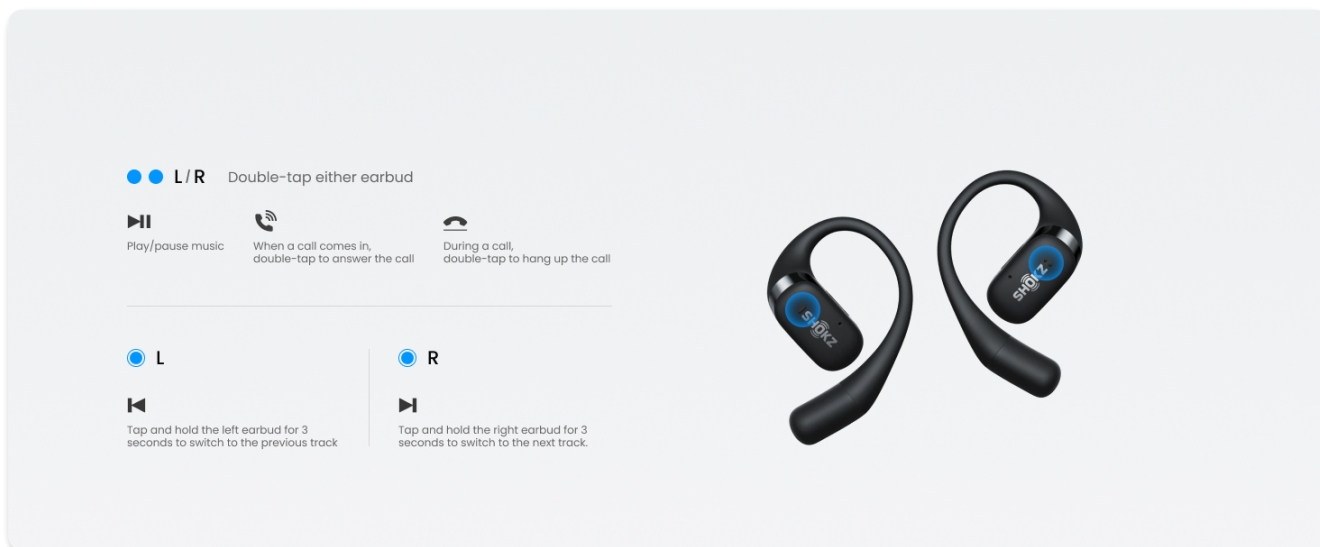


Image: Step-by-step visual guide on how to wear the SHOKZ OpenFit earbuds.

Your browser does not support the video tag.

Video: Official SHOKZ guide demonstrating the correct way to wear OpenFit earbuds.

OPERATING INSTRUCTIONS

Basic Controls

The OpenFit earbuds feature intuitive touch controls for easy management of your audio and calls.

Play/Pause Music or Answer/End Call: Double-tap either the left (L) or right (R) earbud.

Previous Track: Tap and hold the left (L) earbud for 3 seconds.

Next Track: Tap and hold the right (R) earbud for 3 seconds.


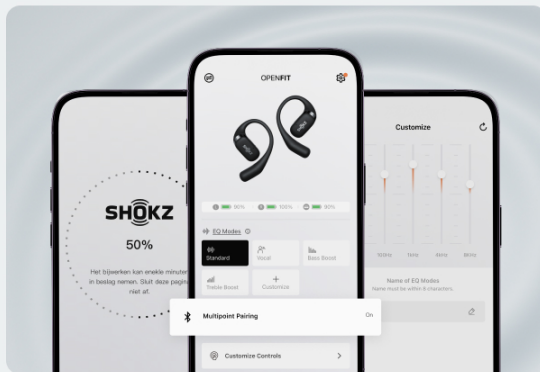


Image: Visual representation of the touch control gestures for SHOKZ OpenFit.

Customizing Controls and EQ Modes

Utilize the Shokz App to personalize your listening experience. You can adjust EQ modes (Standard, Vocal, Bass Boost, Treble Boost) and customize the touch controls to suit your preferences.



Note: Please scroll down for more App function guides.

OpenFit + Shokz App

Personalize EQ modes and button functions, access real-time power information and firmware updates.

Image: The Shokz App interface showing options for EQ modes and control customization.

Multipoint Pairing

The OpenFit supports multipoint pairing, allowing you to connect to two devices simultaneously. This feature ensures you don't miss calls or notifications while seamlessly switching between devices like your phone and laptop.



Multipoint Pairing

Pair with 2 devices at the same time, no need to worry about missed calls or work notifications.

Note: For detailed instructions, please watch the video in the shop window or refer to the "MultiPoint Upgrade Brief" in the "Product guides and documents" section. Customers who purchased their OpenFit before September 2023 can also enable MultiPoint Pairing by upgrading the firmware via the SHOKZ APP.

Image: SHOKZ OpenFit connected to multiple devices, demonstrating multipoint pairing functionality.

FEATURES & BENEFITS

Open-Ear Design for Ultimate Comfort

OpenFit continues the SHOKZ open-ear concept with a compact earbud design. The ergonomic design with ultra-soft silicone cushion provides an incredibly comfortable experience, leaving the inner ear open for long-term wearing comfort.



Images: Details of comfortable ear hooks, soft-touch silicone, and lightweight design contributing to ultimate comfort.

Incredible Audio Experience

DirectPitch™ technology by SHOKZ provides premium audio quality with deep bass, delivering concert-like sound. The 18x11mm customized drivers ensure bright highs and deep lows.

Innovation: What makes our open-ear headphones unique.

Shokz is tech-driven and user centric. We pioneered open-ear listening in 2011 with the first patent.

Over 5,100 patents later, we're still innovating to bring you the best open-ear experience.




Image: Visual emphasizing the private listening experience and powerful bass of OpenFit.

Situational Awareness

Stay connected with your favorite audio and your surroundings at the same time. The signature open-ear design lets you stay engaged with the world, even while immersed in music, enhancing safety during activities like walking or running.

Bright Highs and Deep Lows

The DirectPitch™ & OpenBass™ tech along with 18×11mm customized driver deliver concert-like sound.



Image: Users maintaining awareness of their environment while wearing OpenFit.

Secure Fit for Active Lifestyles

The ergonomic and flexible ear hook with balanced earbud weight design provides a soft and secure grip, ensuring stability even during intense sports or workouts. They are ideal for sports activities, keeping your music or audiobook playing during your sweatiest sessions.

Maintain Situational Awareness and Safety

The signature open-ear design lets you stay engaged with the world, even while immersed in music.



Image: SHOKZ OpenFit providing a secure fit during physical activity.

Crystal Clear Calls

The AI Call Noise Cancellation technology filters out up to 99.7% of ambient noise, ensuring crystal clear calls even in noisy environments.

Crystal Clear Calls

The AI Call Noise Cancellation technology filters out up to 99.7% of ambient noise.



Image: SHOKZ OpenFit enabling clear phone calls with noise cancellation.

SPECIFICATIONS

Model Name	OpenFit
Item Model Number	T910
Connectivity Technology	Wireless (Bluetooth 5.2)
Bluetooth Range	10 Meters
Battery Life (Earbuds)	7 Hours
Battery Life (with Charging Case)	Up to 28 Hours

Quick Charge	5 minutes for 1 hour playtime
Charging Time (Earbuds)	1 Hour
Charging Time (Case)	2 Hours
Water Resistance Level	IP54 (Sweat Resistant)
Item Weight	16.6 Grams (0.586 ounces)
Control Method	Touch
Ear Placement	Open Ear
Audio Driver Type	Dynamic Driver
Material	Silicone, Plastic

MAINTENANCE

To ensure the longevity and optimal performance of your SHOKZ OpenFit headphones, follow these maintenance guidelines:

- **Cleaning:** Wipe the earbuds and charging case regularly with a soft, dry, lint-free cloth. For stubborn dirt, slightly dampen the cloth with water. Avoid using harsh chemicals or abrasive materials.
- **Storage:** When not in use, store the earbuds in their charging case to protect them from dust, dirt, and physical damage. Keep the case in a cool, dry place away from direct sunlight and extreme temperatures.
- **Charging Port:** Ensure the USB-C charging port is clean and free of debris. Use a soft brush or compressed air to gently clear any blockages.
- **Water Exposure:** While sweat-resistant (IP54), avoid submerging the earbuds in water or exposing them to heavy rain. Dry them thoroughly if they get wet from sweat or light splashes before placing them back in the charging case.

TROUBLESHOOTING

If you encounter any issues with your SHOKZ OpenFit headphones, try the following solutions:

- **No Power/Not Charging:**
 - Ensure the charging cable is securely connected to both the case and a power source.
 - Check if the charging case has sufficient battery.
 - Clean the charging contacts on both the earbuds and inside the case.
- **Cannot Pair/Connect:**
 - Make sure Bluetooth is enabled on your device.
 - Ensure the earbuds are in pairing mode (flashing orange and green light on case).
 - Forget "OpenFit by Shokz" from your device's Bluetooth settings and try pairing again.

- Restart your mobile device.
- **No Sound/Low Volume:**
 - Adjust the volume on both your earbuds and your connected device.
 - Ensure the earbuds are properly seated in your ears.
 - Check the EQ settings in the Shokz App.
- **Intermittent Connection:**
 - Move closer to your connected device to reduce interference.
 - Avoid environments with strong Wi-Fi or other wireless signals.
 - Ensure no other devices are trying to connect to the earbuds simultaneously.

WARRANTY & SUPPORT

The SHOKZ OpenFit True Wireless Bluetooth Headphones come with a **2-year warranty** from the date of purchase. Please retain your proof of purchase for warranty claims.

For detailed support, FAQs, and further assistance, please refer to the official [User Guide \(PDF\)](#) or visit the SHOKZ official website.