



Manuals.plus /

- › OUKITEL /
- › OUKITEL WP22 Rugged Smartphone User Manual

OUKITEL OUKITEL WP22

OUKITEL WP22 Rugged Smartphone User Manual

Model: OUKITEL WP22

PRODUCT OVERVIEW

The OUKITEL WP22 is a rugged smartphone designed for durability and high performance in challenging environments. It features a large battery, powerful speaker, and advanced camera system, all housed in a robust, protective casing.



Figure 1: Front and back view of the OUKITEL WP22 Rugged Smartphone, highlighting its robust design and rear camera module with large speaker.

WHAT'S IN THE BOX

Upon unboxing your OUKITEL WP22, ensure all the following items are present:

- OUKITEL WP22 Rugged Smartphone
- Power Adapter
- USB Cable

- Warranty Card
- User Manual (this document)

SETUP

1. SIM Card and Storage Installation

The OUKITEL WP22 supports dual 4G SIM cards and expandable storage up to 1TB. Locate the SIM card tray on the side of the device.



Figure 2: Illustration of the dual SIM card slots, indicating support for two SIM cards and one expandable memory card up to 1TB.

1. Insert the SIM ejector tool into the small hole on the SIM tray to open it.
2. Place your Nano-SIM cards into the designated slots. Ensure the gold contacts face downwards.
3. If using, insert a microSD card into the memory card slot.
4. Carefully push the tray back into the phone until it clicks into place.

2. Initial Charging

Before first use, it is recommended to fully charge the device. The OUKITEL WP22 is equipped with a 10000mAh large-capacity battery.

10000mAh High-Capacity Battery

 **52D**
Standby

 **41H**
Music

 **12H**
Gaming

 **75H**
Calling

 **16H**
Video



Figure 3: Visual representation of the 10000mAh battery capacity, showing estimated standby time (52 days), music playback (41 hours), gaming (12 hours), calling (75 hours), and video playback (16 hours).

- Connect the USB cable to the phone's charging port and the power adapter.
- Plug the power adapter into a wall outlet.
- The charging indicator will appear on the screen.

3. Power On/Off

- **To Power On:** Press and hold the Power button on the side of the phone until the OUKITEL logo appears.
- **To Power Off:** Press and hold the Power button until the power options menu appears, then select "Power off".
- **To Restart:** Press and hold the Power button until the power options menu appears, then select "Restart".

4. Initial Configuration

Upon first power-on, follow the on-screen prompts to set up your Android 13 operating system. This includes selecting your language, connecting to Wi-Fi, setting up your Google account, and configuring security features.

OPERATING INSTRUCTIONS

Display and User Interface

The OUKITEL WP22 features a 6.58-inch FHD+ IPS touch screen with a resolution of 1080x2408 pixels and a brightness of 480 nits, providing clear and vibrant visuals.



Figure 4: The 6.58-inch FHD+ display showcasing its resolution (1080x2408), aspect ratio (20.5:9), and brightness (480 nits).

Performance and Storage

Powered by the Helio P90 Octa-Core processor, the WP22 offers smooth performance. It comes with 13GB RAM (8GB fixed + 5GB adjustable via settings) and 256GB internal storage, expandable up to 1TB with a microSD card.

The Combination of Speed and Storage



2.2Ghz
Octa-core



P90
MediaTek Helio



13GB RAM
+256GB ROM



1TB
Expandable Memory




Figure 5: Diagram illustrating the MediaTek Helio P90 Octa-core processor, 13GB RAM (8GB+5GB), 256GB ROM, and 1TB expandable memory.

Audio System

The OUKITEL WP22 features a 125dB Super Speaker with a 36mm full-range speaker and premium neodymium magnet driver, ensuring loud and clear audio even in noisy environments. It also includes a headset-free FM radio.

125dB Ultra-large Speakers

Stay Connected Anywhere, Even in the noisiest environments



Figure 6: Image demonstrating the 125dB ultra-large speaker's loudness in various environments, with comparative decibel levels for phone, traffic noise, alarm siren, thunder, rock music, and airplane.

Camera System

Capture moments with the versatile camera setup:

- **48MP Main Camera:** For high-resolution photos.
- **16MP Front Camera:** For selfies and video calls.
- **20MP IR Night Vision Camera:** Equipped with infrared LEDs for clear imaging in low-light or complete darkness.
- **2MP Macro Camera:** For detailed close-up shots.

20MP IR Night Vision Camera



Figure 7: Overview of the camera system, highlighting the 20MP IR Night Vision Camera, 16MP Front Camera, 48MP Main Camera, and 2MP Micro Camera, with sample images from each lens.

Connectivity Features

- **Dual 4G SIM:** Supports two 4G SIM cards for flexible network usage.
- **Bluetooth 5.0:** For wireless accessory connections.
- **NFC + Google Pay:** Enables quick mobile payments and data transfer.
- **Wi-Fi:** For internet access.
- **USB:** For charging and data transfer.
- **4-in-1 GPS System:** Supports GPS, BEIDOU, GALILEO, and GLONASS for accurate navigation.



Figure 8: Depiction of NFC functionality for quick mobile payments and data transfer using Google Pay.



Figure 9: Map illustrating the coverage and accuracy provided by the 4-in-1 GPS system, including GPS, BEIDOU, GALILEO, and GLONASS.

Special Features

- **OTG (On-The-Go) Reverse Charging:** The 10000mAh battery allows the WP22 to function as a power bank to charge other devices.
- **Smart Key:** A customizable physical button for quick access to functions.

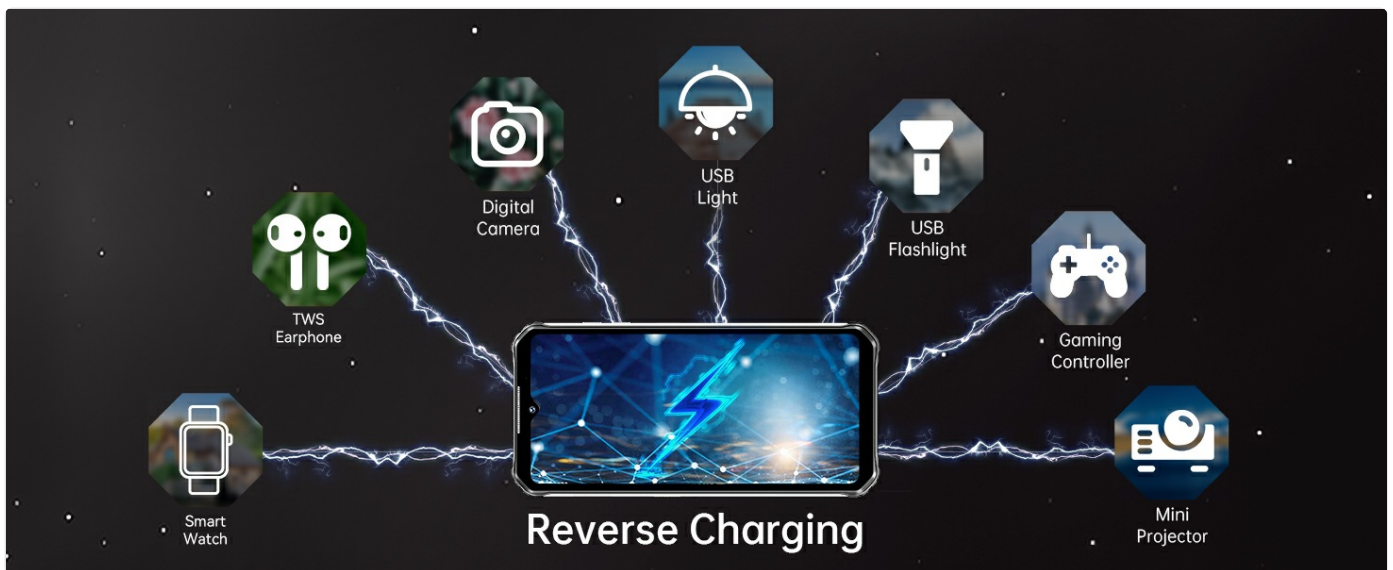


Figure 10: Diagram showing the reverse charging feature, where the phone can charge other devices such as TWS earphones, smartwatches, digital cameras, USB lights, USB flashlights, gaming controllers, and mini projectors.



Figure 11: The OUKITEL WP22 being used in an outdoor camping setting, demonstrating its suitability for rugged environments and extended battery life.

DURABILITY AND PROTECTION

The OUKITEL WP22 is built to withstand harsh conditions, certified with IP68, IP69K, and MIL-STD-810H standards.

- **IP68 Waterproof:** Submersible in up to 1.5 meters of water for 30 minutes.
- **IP69K Dustproof:** Fully protected against dust ingress.
- **MIL-STD-810H Shockproof:** Designed to withstand drops from up to 1.5 meters.



IP68
Waterproof



IP69K
Dustproof



MIL
-STD-810H



 **Water-proof Up To 1.5m**
For 30 Minnutes



 **360°**
Dust-resistance




 **Drop-proof from**
1.5m height

Figure 12: Visual representation of the OUKITEL WP22's ruggedness, displaying its IP68 waterproof, IP69K dustproof, and MIL-STD-810H shockproof certifications, with images showing the phone submerged in water, covered in sand, and dropped.



Figure 13: The OUKITEL WP22 being used by an individual engaged in rock climbing, illustrating its suitability for extreme sports and outdoor activities.

MAINTENANCE

Cleaning Your Device

Due to its rugged design, the WP22 can be cleaned more thoroughly than standard smartphones.

- For general cleaning, wipe the device with a soft, damp cloth.
- For stubborn dirt or after exposure to mud/sand, rinse the phone under clean running water. Ensure all port covers are securely closed before rinsing.
- Do not use harsh chemicals or abrasive cleaners.
- Dry the phone thoroughly before charging or opening any ports.

Battery Care

To maximize the lifespan of your 10000mAh battery:

- Avoid exposing the phone to extreme temperatures (above 70°C or below -40°C).
- Use only the provided charger and USB cable.
- Avoid completely draining the battery frequently.

Software Updates

Regularly check for and install software updates to ensure optimal performance, security, and access to new features. Updates are typically found in the phone's Settings menu under "System" or "About phone".

TROUBLESHOOTING

This section addresses common issues you might encounter with your OUKITEL WP22.

| Problem | Possible Cause | Solution |
|-------------------------------------|---|---|
| Phone does not power on | Low battery; software crash | Charge the phone for at least 30 minutes. If still unresponsive, press and hold the Power button for 10-15 seconds to force a restart. |
| Poor network signal or no service | SIM card not properly inserted; out of network coverage; incompatible carrier | Reinsert SIM card. Move to an area with better coverage. Verify your carrier is supported (T-Mobile, Metro by T-Mobile, Mint Mobile, Boost Mobile, Republic Wireless, Ultra Mobile, Tello Mobile, Sprint are supported. AT&T/CRICKET/Verizon/Xfinity Mobile/Total Wireless/Straight Talk or U.S. Cellular are NOT supported). |
| Phone reboots unexpectedly | Software glitch; app conflict; overheating | Restart the phone. Update all apps and the system software. If the issue persists, consider a factory reset (back up data first). |
| Screen cracked after a fall | Impact beyond MIL-STD-810H rating; direct impact on screen | While rugged, extreme impacts can still cause damage. Contact OUKITEL support or a qualified repair center for screen replacement options. |
| Facial recognition not working well | Poor lighting; face not properly aligned; software issue | Ensure adequate lighting. Re-register your face in settings. Try alternative unlock methods like fingerprint or PIN. |

For issues not listed here, please refer to the support section or OUKITEL's official website for further assistance.

SPECIFICATIONS

Detailed technical specifications for the OUKITEL WP22 Rugged Smartphone:

| Feature | Detail |
|---------------------------|---|
| Model Name | OUKITEL WP22 |
| Operating System | Android 13.0 |
| Processor | Helio P90 Octa-Core (2.2 GHz) |
| RAM | 13 GB (8GB fixed + 5GB adjustable) |
| Internal Storage (ROM) | 256 GB |
| Expandable Memory | Up to 1 TB (microSD) |
| Screen Size | 6.58 Inches |
| Resolution | 1080 x 2408 FHD+ |
| Brightness | 480 nits |
| Battery Capacity | 10000 Milliamp Hours (mAh) |
| Phone Talk Time | 720 minutes (12 hours) |
| Rear Camera System | 48MP Main, 20MP IR Night Vision, 2MP Macro |
| Front Camera | 16MP |
| Speaker | 125dB Super Speaker |
| Wireless Communication | Cellular (4G), NFC |
| Connectivity Technologies | Bluetooth, NFC, USB, Wi-Fi |
| GPS | True (GPS, BEIDOU, GALILEO, GLONASS) |
| Special Features | 125dB Super Speaker, Android 13, Dual SIM, Stereo Speakers, Water Resistant, OTG Reverse Charging |
| Durability Certifications | IP68, IP69K, MIL-STD-810H |
| Form Factor | Smartphone |
| Color | BLACK |
| Item Weight | 1.63 pounds |
| Package Dimensions | 9.33 x 9.21 x 2.01 inches |
| Manufacturer | oukitel |
| Date First Available | March 17, 2023 |

WARRANTY AND SUPPORT

Warranty Information

The OUKITEL WP22 comes with a standard manufacturer's warranty. Please refer to the Warranty Card included in your product packaging for specific terms, conditions, and duration of the warranty. Keep your proof of purchase for warranty

claims.

Customer Support

For technical assistance, troubleshooting beyond this manual, or warranty inquiries, please contact OUKITEL customer support. You can typically find contact information on the official OUKITEL website or through the retailer where you purchased the device.

Visit the official OUKITEL Store for more information:[OUKITEL Store on Amazon](#)