

[Manuals.plus](#) /

> [Sony](#) /

> Sony BRAVIA XR X90L Series 4K Ultra HD Smart Google TV User Manual

Sony XR55X90L

Sony BRAVIA XR X90L Series 4K Ultra HD Smart Google TV User Manual

Model: XR55X90L | Brand: Sony

INTRODUCTION

The Sony BRAVIA XR X90L Series TV delivers a vivid, crisp picture and immersive gaming experience, powered by the intelligent Cognitive Processor XR. It features Full Array LED and XR Contrast Booster for precise contrast control, and is equipped with Google TV for smart functionality. This manual provides essential information for setting up, operating, and maintaining your television.

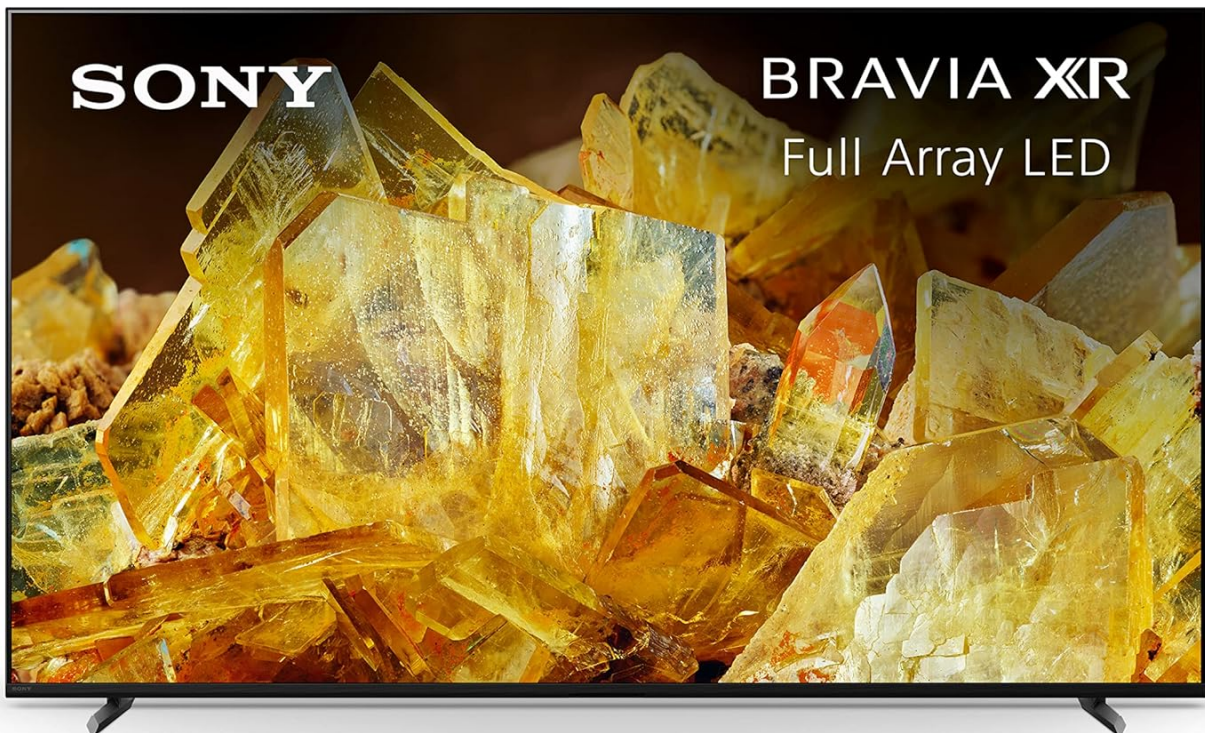


Figure 1: Front view of the Sony BRAVIA XR X90L TV.

SAFETY INFORMATION

This product may expose you to chemicals including Styrene, which is known to the State of California to cause cancer. For more information, go to www.P65Warnings.ca.gov.

WHAT'S IN THE BOX

- Power Cable
- Remote Control
- AAA batteries (2)
- TV Stand

SETUP

Physical Setup

Carefully remove the TV from its packaging. Install the included stand according to the instructions in the separate installation manual (PDF available in documents section). The TV weighs approximately 39 pounds, so it is recommended to have assistance during setup.



Figure 2: Unboxing and initial physical setup of the Sony TV.

Connections

Connect your devices to the TV using the available ports. The TV supports various connectivity options including HDMI, USB, Ethernet, Wi-Fi, and Bluetooth.

- **HDMI:** For connecting devices like gaming consoles (PlayStation 5), Blu-ray players, and cable boxes. Supports HDMI 2.1 features like 4K/120Hz, VRR (Variable Refresh Rate), and ALLM (Auto Low Latency Mode) for optimal gaming performance.
- **USB:** For connecting external storage devices or accessories.
- **Ethernet:** For a stable wired internet connection.
- **Wi-Fi:** For wireless internet connectivity.
- **Bluetooth:** For connecting wireless audio devices like headphones or soundbars.



Figure 3: Rear view of the TV showing connectivity ports.

Initial Power On and Google TV Setup

Upon first power-on, the TV will guide you through the initial setup process for Google TV. This includes connecting to your network, signing into your Google account, and configuring basic settings. Google TV provides access to over 700,000 movies and TV episodes across 10,000+ apps.



Figure 4: Google TV interface on the Sony BRAVIA XR X90L.

OPERATING INSTRUCTIONS

Basic TV Functions

Use the included remote control to navigate the TV's interface. The remote provides direct access buttons for popular streaming services like Netflix and YouTube, as well as standard controls for power, volume, and channel selection.



Figure 5: Sony TV remote control.

Smart TV Features

Your Sony BRAVIA XR TV comes with Google TV built-in, offering a personalized entertainment experience. You can use voice commands with Google Assistant to search for content, control smart home devices, and more. The TV also supports Apple AirPlay for seamless content sharing from your Apple devices.




Figure 6: Voice control with Google Assistant.

Gaming Features

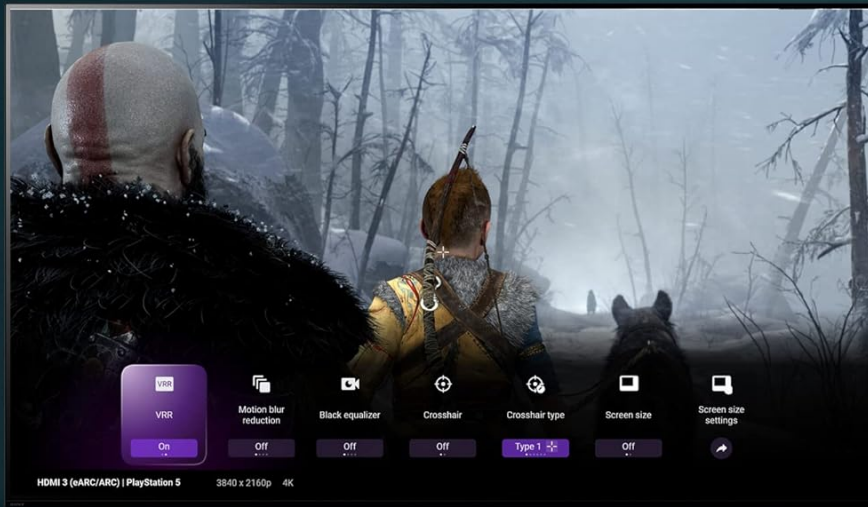
The TV is designed to enhance your gaming experience, especially with PlayStation 5. It features Auto HDR Tone Mapping and Auto Genre Picture Mode for optimized picture quality. The Game Menu provides a centralized interface for all your gaming settings and assist features.

Perfect for PlayStation® 5

EXCLUSIVE FEATURES

Auto HDR
Tone Mapping

Auto Genre
Picture Mode



All your gaming settings and assist features
in one place with Game Menu

Figure 7: Exclusive features for PlayStation 5.

For optimal gaming, ensure your console is connected to an HDMI 2.1 port to utilize 4K/120Hz, VRR (Variable Refresh Rate), and ALLM (Auto Low Latency Mode).

BRAVIA CORE App

Enjoy high-bitrate, high-quality 4K UHD movies with the BRAVIA CORE app. The TV comes with 5 credits to redeem for the latest release movies and a 12-month subscription to hundreds of classics.

Picture and sound in harmony

Side tweeters elevate the sound and improve dialogue



**Acoustic
Multi-Audio**



**3D Surround
Upscaling**

**Dolby
ATMOS**

Figure 8: BRAVIA CORE app on the Sony TV.

Optional BRAVIA CAM

Enhance your TV experience with the optional BRAVIA CAM. It allows for video chats on the big screen and automatically adjusts picture and sound settings to your room's environment.

Movies on us with the BRAVIA CORE app

- 5 credits to redeem on latest release movies
- 12 months subscription on hundreds of classics



BRAVIA CORE

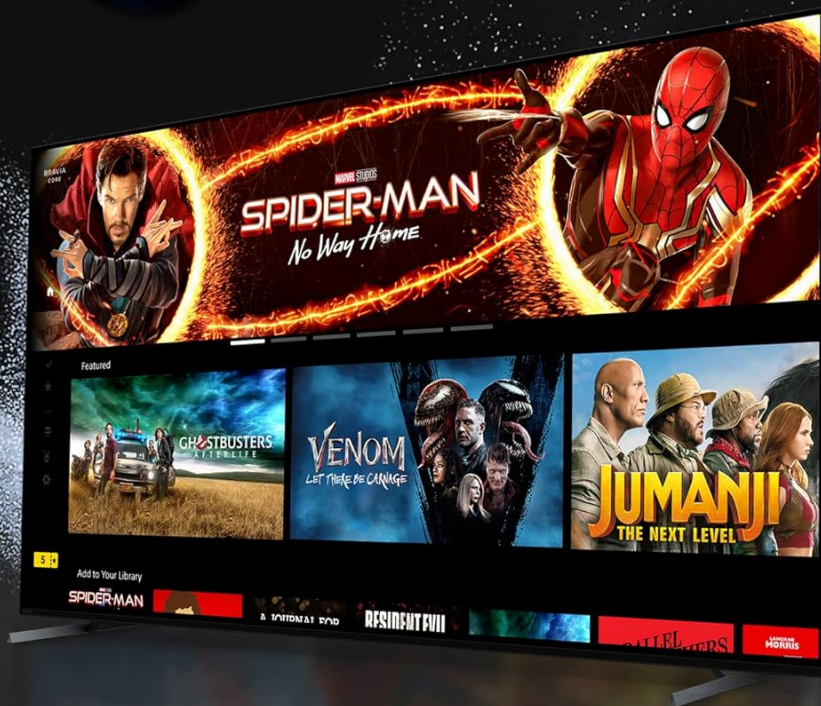


Figure 9: BRAVIA CAM integration for enhanced experience.

MAINTENANCE

To ensure the longevity and optimal performance of your TV, regularly clean the screen with a soft, dry cloth. Avoid using harsh chemicals. Keep the software updated by checking for new versions through the TV's settings menu.

TROUBLESHOOTING

If you encounter issues with your TV, refer to the following common solutions:

- **No Picture/Sound:** Check all cable connections, ensure the correct input source is selected, and verify power supply.
- **Poor Picture Quality:** Adjust picture settings (brightness, contrast, color) in the TV menu. Ensure your content

source is high-quality (e.g., 4K).

- **Sound Issues:** Check volume levels on both the TV and any connected audio devices. If using a soundbar, ensure it's properly connected and selected as the audio output.
- **Smart TV/App Issues:** Ensure a stable internet connection (wired is preferred). Try restarting the TV or reinstalling problematic apps.
- **Bluetooth Connectivity:** Ensure the Bluetooth device is in pairing mode and within range. Try restarting both the TV and the Bluetooth device.

For more detailed troubleshooting, consult the User Manual (PDF) available in the documents section or contact Sony support.

SPECIFICATIONS

Feature	Detail
Brand	Sony
Model Number	XR55X90L
Screen Size	55 inches
Display Technology	Full Array LED
Resolution	4K Ultra HD
Refresh Rate	120Hz
Processor	Cognitive Processor XR
Smart TV Platform	Google TV
Connectivity	Bluetooth, Wi-Fi, USB, Ethernet, HDMI (HDMI 2.1 supported)
Speaker Type	Acoustic Multi-Audio
Item Weight	39 pounds
Product Dimensions	13.63 x 48.25 x 29.13 inches

WARRANTY & SUPPORT

This product comes with a standard manufacturer's warranty. Extended protection plans are available for 3-year or 4-year coverage. For detailed warranty information or technical support, please refer to the official User Manual (PDF) linked below or contact Sony customer service.

Official User Manual (PDF): [Download Here](#)

