

## Matias FK316CS

# Matias Wired USB-C Keyboard for Mac with Numeric Keypad

Model: FK316CS

## INTRODUCTION

This manual provides instructions for the Matias Wired USB-C Keyboard for Mac with Numeric Keypad, Model FK316CS. It covers setup, operation, maintenance, troubleshooting, and product specifications to ensure optimal use of your keyboard.

## PACKAGE CONTENTS

- Matias Wired USB-C Keyboard

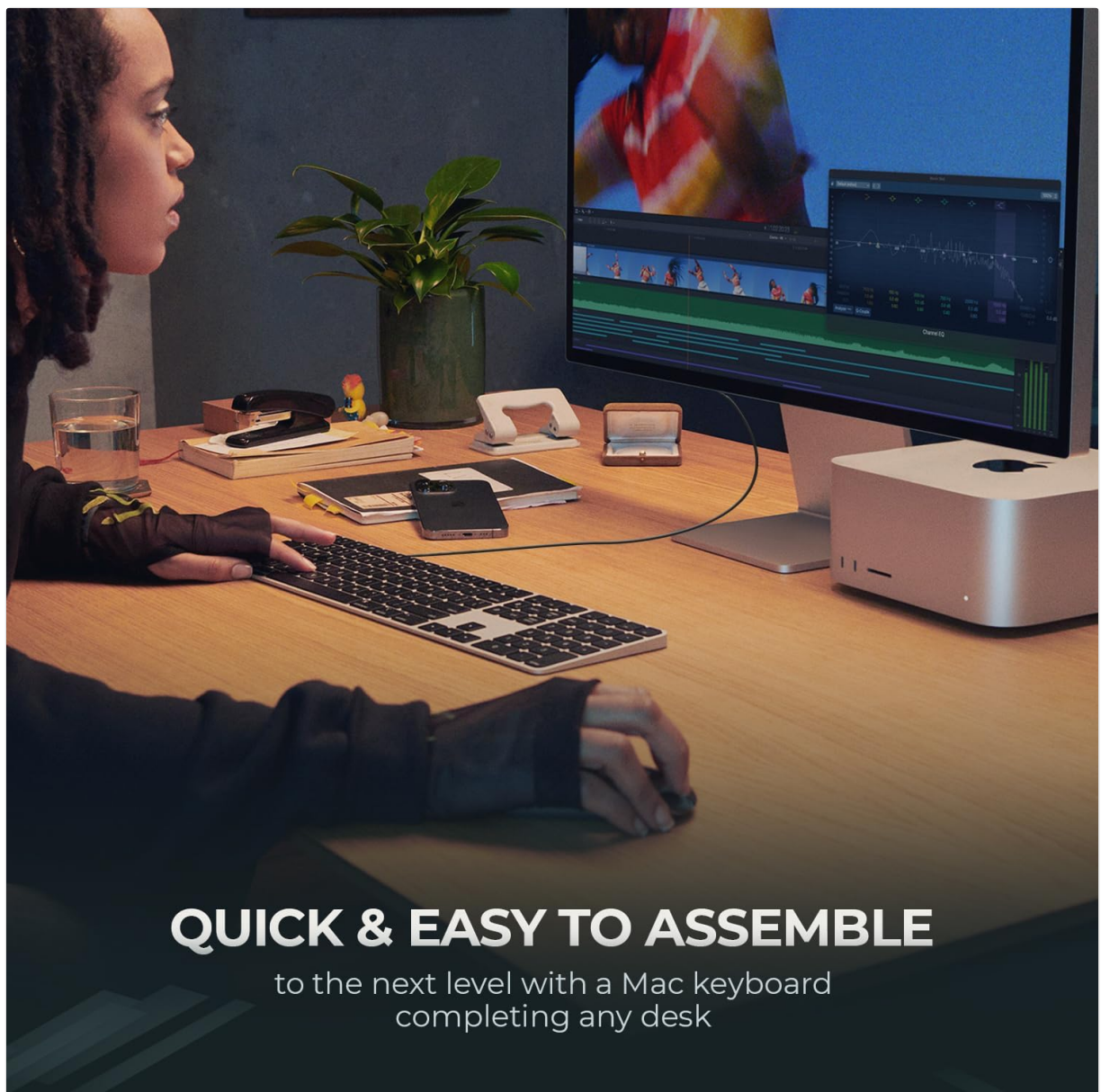
## SETUP

The Matias Wired USB-C Keyboard is designed for simple plug-and-play functionality with compatible Mac devices. No additional drivers or software installation is required.

1. Locate an available USB-C port on your Mac computer (e.g., MacBook Pro, MacBook Air, iMac).
2. Insert the USB-C connector of the keyboard into the USB-C port on your Mac.
3. The keyboard should be recognized automatically by your operating system.



Figure 1: Matias USB-C Keyboard with its USB-C connector, ready for connection.



**QUICK & EASY TO ASSEMBLE**

to the next level with a Mac keyboard  
completing any desk

Figure 2: The keyboard connected to a Mac computer, demonstrating a typical setup.

## OPERATING INSTRUCTIONS

### Basic Typing

The keyboard features a standard QWERTY layout with a full numeric keypad. Simply begin typing after connecting the keyboard to your Mac.

### Numeric Keypad

The integrated numeric keypad allows for efficient data entry and calculations. Ensure the 'Num Lock' function is active if numbers are not registering (though typically not required on Mac keyboards for the numeric pad).

### Mac Function Keys

The top row of keys (F1-F12) provides dedicated Mac-specific functions. These keys allow for quick access to controls such as screen brightness, volume adjustment, media playback, and Mission Control.



Figure 3: Close-up view of the Mac-specific function keys (F1-F12) on the keyboard.

## MAINTENANCE

---

To maintain the performance and appearance of your Matias keyboard, follow these guidelines:

- **Cleaning:** Use a soft, lint-free cloth slightly dampened with water or a mild, non-abrasive cleaner to wipe the surface of the keyboard. Avoid spraying liquids directly onto the keyboard.
- **Dust Removal:** Use compressed air to remove dust and debris from between the keys.
- **Storage:** Store the keyboard in a clean, dry environment when not in use.

## TROUBLESHOOTING

---

If you encounter issues with your Matias Wired USB-C Keyboard, consider the following steps:

- **Keyboard Not Responding:**
  - Ensure the USB-C cable is securely connected to both the keyboard and your Mac.
  - Try connecting the keyboard to a different USB-C port on your Mac.
  - Restart your Mac computer.
  - Test the keyboard on another compatible Mac computer, if available, to determine if the issue is with the keyboard or the computer.
- **Keys Not Functioning Correctly:**
  - Check for any physical obstructions or debris under the affected keys.
  - Ensure your Mac's operating system is up to date.

If these steps do not resolve the issue, please refer to the Support section for further assistance.

## SPECIFICATIONS

---





Figure 4: Key specifications of the Matias USB-C Keyboard.

Feature	Detail
Model Number	FK316CS
Connectivity Technology	USB-C (Wired)
Compatible Devices	MacBook Pro, MacBook Air, iMac, Mac OS X v.10.6.8 and later
Product Dimensions	17.35 x 4.58 x 0.75 inches (44.07 x 11.63 x 1.91 cm)
Item Weight	1.35 pounds (612 grams)
Cable Length	5 feet (1.5 meters)
Material	Plastic keyframe
Color	Space Gray

# SPECIFICATION

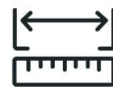
DESIGNED FOR MAC & PC



Weight:  
1.0 lbs (455 g)



USB-C  
connection Type



5 feet (1.5 m)  
Cable Length

Figure 5: Keyboard dimensions and ergonomic tilt angle.

## WARRANTY INFORMATION

Matias products are covered by a manufacturer's warranty. For specific details regarding the warranty period and terms, please refer to the warranty card included with your product or visit the official Matias website.






## SUPPORT

For further assistance, technical support, or to inquire about replacement parts, please contact Matias customer service through their official website:

- **Matias Official Website:** [www.matias.ca](http://www.matias.ca)

Please have your product model number (FK316CS) and purchase information ready when contacting support.

## Related Documents - FK316CS

	<p><a href="#">Matias FK418BT-DE Wireless Keyboard User Guide and Setup</a></p> <p>Comprehensive guide for the Matias FK418BT-DE Wireless Keyboard, covering charging, Bluetooth connection to Mac, iOS, Windows, Android, function key usage, and warranty information.</p>
	<p><a href="#">Matias FK413PCD Wireless PC Keyboard User Manual and Features</a></p> <p>Comprehensive guide to the Matias FK413PCD wireless PC keyboard, covering charging, setup, indicator lights, function keys, wired mode, pairing, troubleshooting, programming keys, and warranty information.</p>
	<p><a href="#">How to Pair a Matias Wireless USB Nano Receiver</a></p> <p>A guide on how to pair Matias wireless mice or keyboards to a Matias Wireless USB Nano Receiver, including troubleshooting and warranty information.</p>
	<p><a href="#">Matias FK418BT-DE Wireless Keyboard User Guide and Setup</a></p> <p>Comprehensive guide for the Matias FK418BT-DE Wireless Keyboard, covering charging, Bluetooth connection to Mac, iOS, Windows, Android, function key usage, and warranty information.</p>
	<p><a href="#">Matias FK413PCD Wireless PC Keyboard User Manual and Features</a></p> <p>Comprehensive guide to the Matias FK413PCD wireless PC keyboard, covering charging, setup, indicator lights, function keys, wired mode, pairing, troubleshooting, programming keys, and warranty information.</p>

