

Kokido XTROJET 320

KOKIDO Cordless Robotic Pool Floor Cleaner Instruction Manual

Model: XTROJET 320 | Brand: Kokido

1. INTRODUCTION

The Kokido XTROJET 320 is an advanced cordless robotic pool cleaner designed to efficiently clean the floors of flat-bottomed above-ground and in-ground pools. This automatic vacuum system simplifies pool maintenance by collecting dirt, sand, debris, and leaves, ensuring a cleaner swimming environment with minimal effort.



Image: The Kokido XTROJET 320 robotic pool cleaner, a compact and efficient device for pool floor cleaning.

2. PRODUCT FEATURES

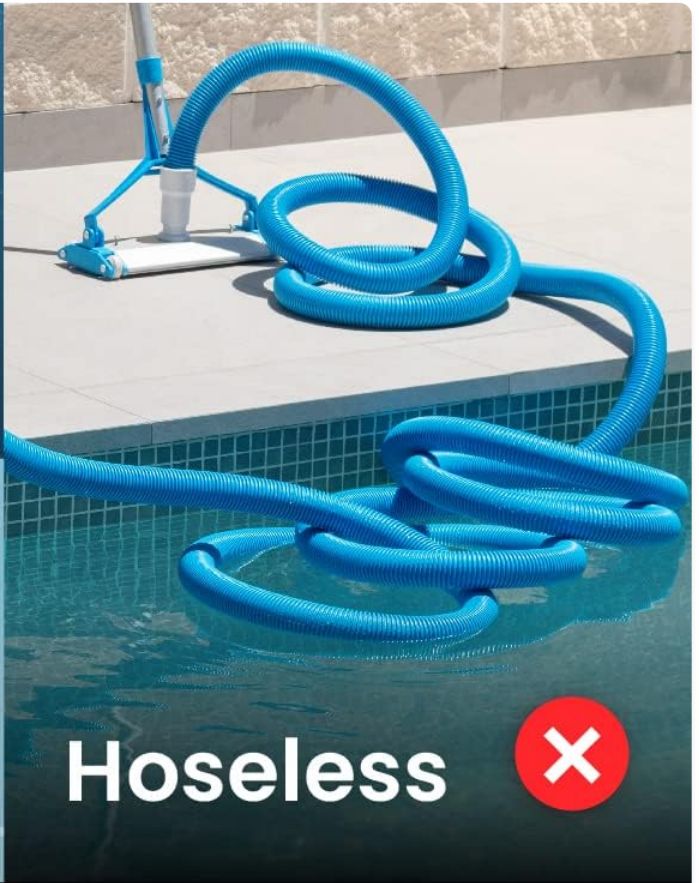
- **Cordless Operation:** Provides safe and unrestricted movement within the pool without the need for cumbersome hoses or electrical cords, reducing trip hazards and simplifying deployment.
- **Optimized for Flat Bottom Pools:** Compatible with flat-bottom pools up to 30 feet in length and up to 625 sq ft in size, suitable for both above-ground and in-ground pool types.
- **Efficient Debris Collection:** Features XL-sized mouths and a 250-micron filter to effectively pick up various debris, including soft leaves up to 5 inches, sand, twigs, dirt, and dead bugs. It is not designed for algae removal.
- **High Suction Power & Capacity:** Delivers strong suction at 18.7 gallons per minute water flow and boasts a 1-gallon debris capacity, one of the largest in its class.
- **Lightweight and Easy Retrieval:** Weighing only 8.25 pounds, it can be easily lifted with one hand. A visible buoy kit is included for convenient waterline retrieval, eliminating the need to search for the robot at the pool bottom, especially in cloudy water.

- **Simple Operation:** Features a one-button power-on system and easy setup for different pool sizes, making it user-friendly.
- **Extended Cleaning Range:** Offers a long mileage of 4,430 feet cleaning distance in a single cycle, providing comprehensive coverage.
- **Durable and Safe Design:** Incorporates hidden vacuum parts and is IPX8 waterproof for enhanced safety. Constructed with non-toxic materials, ensuring environmental and user safety.



Image: Visual representation of the cleaner's key performance metrics: 90 minutes automatic cleaning, 4,430 feet cleaning range, and ability to handle debris up to 5 inches.

No Electric Shock



Hoseless



Light Weight < 8.5lbs



***Buoy Kit* for Waterline Retrieval**



Convenient




Cordless Safety



Rechargeable

Image: Highlights of the cleaner's safety and convenience, including its cordless design, lightweight nature, and buoy for easy retrieval.

Direct Flow Filtration



**All Purpose
Filter
250micron**

Types of Debris



**SMALL
TWIGS**



BUGS



SAND



**COARSE
SAND**



LEAVES



**LARGER
LEAVES**

Max Leaf Size

XTROJET 320

5"

Competition

4"

Water Flow Rate

XTROJET 320

19gal/min

Competition


11gal/min

Not for Algae

Image: An illustration of the direct flow filtration system and examples of debris the cleaner can handle, such as small twigs, sand, bugs, and leaves.

Best For Flat Bottom Pools

Above Ground Pools



Pool Size


Length

10–30ft

Area

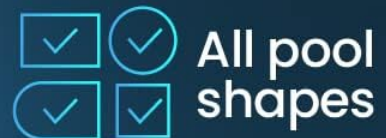
< 625ft²

Inground Pools



Max. Water Depth

< 10ft



Not for Pools with Shallow Ends

Image: Details on pool compatibility, specifying flat bottom pools, dimensions, and water depth limits for the cleaner.

Safe and Earth Friendly

Design Safety

Hidden vacuum parts
IPX8 Waterproof

Environmental



Energy efficient



Recycle packaging

Materials Safety



Non-toxic materials



Battery safety



RF safety



Image: Information highlighting the product's safety features and environmental considerations, such as hidden vacuum parts, energy efficiency, and non-toxic materials.

3. SAFETY INFORMATION

Always prioritize safety when operating any pool equipment. The XTROJET 320 is designed with user safety in mind,

featuring a cordless design to eliminate electrical shock risks and hidden moving parts. Ensure the unit is fully charged and properly assembled before placing it in the pool. Do not operate the cleaner if it appears damaged or if any components are missing. Keep children and pets away from the pool area while the cleaner is in operation.

- Ensure hands are dry when handling the charging port.
- Do not attempt to open or repair the unit yourself. Refer to qualified service personnel.
- Store the cleaner in a cool, dry place away from direct sunlight when not in use.

4. SETUP

1. **Initial Charge:** Before first use, fully charge the XTROJET 320. Locate the waterproof charging port on the unit (as shown in the maintenance section). Connect the provided charger and allow approximately 5.5 hours for a full charge. The indicator light will change to confirm charging status.
2. **Assemble Buoy Kit:** Attach the visible buoy kit to the cleaner. This kit helps in locating and retrieving the cleaner from the pool. Adjust the cord length based on your pool's depth to ensure the buoy remains visible at the waterline.
3. **Inspect Unit:** Before each use, visually inspect the cleaner for any signs of damage or debris accumulation on the suction inlet or brushes.




Image: Detailed view of the XTROJET 320's internal and external components, including the charging port and filter assembly.

5. OPERATING INSTRUCTIONS

1. **Activate Cleaner:** Once charged, ensure the cleaner is in the water. Press the one-button power switch to activate the unit. A green LED light will indicate it is on.
2. **Placement in Pool:** Gently lower the XTROJET 320 into the pool. It will automatically begin its cleaning cycle.
3. **Cleaning Cycle:** The robot will navigate the pool floor in a random pattern. Its sensors detect pool edges, prompting it to change direction and ensure comprehensive coverage. It is designed to clean the pool floor only.
4. **Retrieval:** After approximately 90 minutes of operation, or when the cleaning cycle is complete, use the visible buoy kit

- to retrieve the cleaner from the waterline.
5. **Power Off:** Turn off the unit using the power switch before performing any maintenance.

6. MAINTENANCE

Regular maintenance ensures optimal performance and longevity of your XTROJET 320.

1. **Filter Cleaning:** After each cleaning cycle, remove the top cover of the cleaner. The mesh filter bag is easily accessible. Pull out the filter to empty collected debris. Rinse the filter thoroughly with a hose to remove fine dirt and particles.
2. **Unit Cleaning:** Rinse the main body of the cleaner, especially the suction inlet and wheels, to remove any clinging debris.
3. **Reassembly:** Once the filter and unit are clean, reinsert the filter bag and securely close the top cover.
4. **Storage:** Store the clean and dry unit in a cool, dry place away from direct sunlight.

7. TROUBLESHOOTING

- **Cleaner Not Moving/Low Suction:**
 - Check battery charge. Ensure the unit is fully charged (5.5 hours).
 - Inspect the filter for excessive debris. A clogged filter can reduce suction. Clean the filter as per maintenance instructions.
 - Verify the suction inlet is clear of large obstructions.
- **Cleaner Gets Stuck:**
 - Ensure the pool floor is flat as specified. The cleaner is not designed for pools with shallow ends or significant slopes.
 - Check for any large objects or obstacles in the pool that might impede movement.
- **LED Indicator Not Lighting Up:**
 - Ensure the unit is properly turned on.
 - Check battery charge.

If issues persist, please refer to the warranty and support section for further assistance.

8. SPECIFICATIONS

Feature	Detail
Model Name	XTROJET 320
Brand	Kokido
Special Feature	Robotic, Cordless
Pool Compatibility	Flat bottom pools up to 30 feet / 625 sq ft
Max Water Depth	10 feet

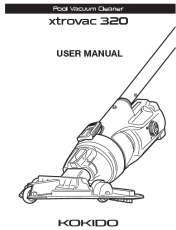
Feature	Detail
Debris Capacity	1.06 Gallons
Filter Micron Rating	250 micron
Water Flow Rate	18.7 gal/min
Battery Type	Lithium-Ion (2 batteries required)
Voltage	7.4 Volts (DC)
Charging Time	5.5 Hours
Run Time	Up to 90 minutes
Item Weight	11.88 pounds
Product Dimensions	16.54 x 15.75 x 12.2 inches
Material	Plastic
Control Method	Touch (One-button operation)
Waterproof Rating	IPX8


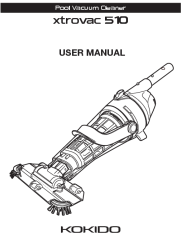

9. WARRANTY AND SUPPORT

The Kokido XTROJET 320 comes with a **1-year warranty**. For warranty claims, technical support, or any product-related inquiries, please contact Kokido customer support. It is recommended to register your product with Kokido to ensure full warranty coverage and access to support services.

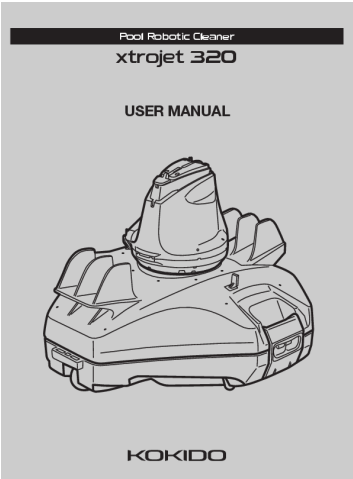
For further assistance, please visit the official Kokido website or refer to the contact information provided in your product packaging.

Related Documents

	<p>Kokido XTROVAC 320 Pool Vacuum Cleaner User Manual</p> <p>Comprehensive user manual for the Kokido XTROVAC 320 cordless pool vacuum cleaner, covering safety warnings, setup instructions, operation guidelines, maintenance tips, battery disposal, and troubleshooting.</p>
---	--

	<p>Kokido Xtovac 510 Pool Vacuum User Manual and Quick Start Guide</p> <p>Comprehensive guide for the Kokido Xtovac 510 rechargeable cordless pool vacuum, covering operation, charging, safety warnings, and maintenance.</p>
	<p>Kokido Xtovac 510 Pool Vacuum Cleaner User Manual</p> <p>This user manual provides safety instructions, operating procedures, charging information, maintenance tips, troubleshooting guidance, and battery disposal information for the Kokido Xtovac 510 Pool Vacuum Cleaner.</p>
	<p>Kokido Handheld Vacuum Wand Kit Instructions</p> <p>This document provides assembly, usage, and maintenance instructions for the Kokido Handheld Vacuum Wand Kit, designed for cleaning pools and spas.</p>

Documents - Kokido – XTROJET 320



[\[pdf\]](#) User Manual Instructions Warranty Accessories

rc26bx 21 us xtrojet 320 main im amz1 220712 User ManualXTROJET Cordless Robotic Pool Floor Cleaner kokidodirectcdn shopify s files 1 0608 2795 9476 v 1657853310 |||

Pool Robotic Cleaner **xtrojet 320** USER MANUAL SAFETY WARNINGS INSTRUCTIONS Information contained in this Instruction Manual will help you operate the item safely, protect yourself and others from hazards, and prevent damage to the device and other property. SAVE THESE INSTRUCTIONS WARNING - T...

lang:en score:31 filesize: 3.31 M page_count: 14 document date: 2022-07-12

