

Baseus BS-CW01

Baseus MagSafe Car Mount Charger User Manual

Model: BS-CW01

INTRODUCTION

This manual provides comprehensive instructions for the proper setup, operation, and maintenance of your Baseus [All in One] MagSafe Car Mount. This device offers 15W fast wireless charging for compatible Apple iPhone models (8-15 series) and includes a 40W USB-A car charger for additional devices. Its magnetic design ensures stable support and convenient usage while driving.

WHAT'S IN THE BOX

- Baseus CW01 MagSafe Wireless Car Mount
- 40W Car Charger Adapter
- User Manual
- Metal Ring Sticker (for non-MagSafe compatible phones)
- Alignment Guide (for metal ring sticker)

SETUP AND INSTALLATION

1. Attaching to Air Vent

The Baseus MagSafe Car Mount features a secure tail hook design for stable attachment to your car's air vent. Turn the knob on the back of the mount to extend the hooks, then position them over an air vent blade. Tighten the knob to secure the mount firmly in place.



Figure 1: Snapping the tail hook onto the air vent grilles.

2. Power Connection

Plug the integrated car charger adapter into your vehicle's cigarette lighter port. The mount will receive power for both wireless charging and the additional USB-A port.



Figure 2: Plugging the car charger into the cigarette lighter port.

3. Phone Compatibility (for non-MagSafe phones)

For Apple iPhone 8-11 series models or other non-MagSafe compatible phones, use the provided metal ring sticker. Clean the back of your phone or phone case, then use the alignment guide to accurately place the metal ring sticker to ensure optimal magnetic connection and wireless charging.

Safe Charging without Overheating

Excellent charging temperature control with powerful AI chip.



Figure 3: Wide compatibility with Apple phones, including instructions for metal ring sticker.

OPERATING INSTRUCTIONS

1. Wireless Charging

Once the mount is powered, simply place your MagSafe-compatible iPhone onto the magnetic charging pad. The powerful N52 neodymium magnets will securely hold your phone, and 15W fast wireless charging will begin automatically. The ambient light ring will indicate the charging status.

Max. 15W Wireless Charging

Baseus CW01 Magnetic Wireless Charging Car Mount



Figure 4: Max. 15W Wireless Charging in action.


2. Additional USB-A Charging Port

The included 40W car charger adapter is equipped with a 25W USB-A fast charging port. This allows you to charge another device simultaneously, such as a passenger's phone, earphones, or other USB-powered accessories.

2-in-1 Wireless Car Charger

with 40W Total Output Car Adapter





25W USB-A Fast Charging for Passenger Seat

QC3.0 | 30min


⚡ Ours

VS


Others



Samsung Galaxy S23



Google Pixel 7



And other Android phones

Figure 5: 2-in-1 Wireless Car Charger with 40W Total Output Car Adapter.

3. Ambient Light Ring

The ambient light ring on the charger indicates its status. It can show standby, charging, or abnormal conditions. There is an independent switch on the cable to control the on/off of the wireless charging function, which helps protect your phone's battery by allowing you to stop charging when full.

Ambient Light Ring

A ring of ambient light indicates different status of the charger.



Figure 6: Ambient Light Ring indicating different statuses.

Widely Magsafe Compatible

59.5mm ultra-small charging head, perfect for Apple 14 Pro.

Apple 12/13 /14 Series Models



Apple 14
Apple 14 Plus
Apple 14 Pro
Apple 14 Pro Max



Apple 13 mini
Apple 13
Apple 13 Pro
Apple 13 Pro Max



Apple 12 mini
Apple 12
Apple 12 Pro
Apple 12 Pro Max



Apple 8~11 Series Models

*Phones do not support Magsafe
need to install the metal ring



Apple 11
Apple 11 Pro
Apple 11 Pro Max



Apple X
Apple XS
Apple XS Max



Apple 8
Apple 8 Plus



Figure 7: Separate control for the wireless charging function.

4. Video Demonstration

Watch this official product video from Baseus Official Store for a visual guide on the features and installation of the MagSafe Car Mount Charger.

Your browser does not support the video tag.

Video: Baseus Mag-safe Car Mount Charger (Official Seller Video).

MAINTENANCE

- **Cleaning:** Use a soft, dry cloth to wipe down the surface of the car mount and charging pad regularly. Avoid using harsh chemicals or abrasive cleaners.

- **Temperature:** Avoid exposing the device to extreme temperatures (very hot or very cold) as this can affect its performance and lifespan.
- **Storage:** If not in use for an extended period, store the car mount in a cool, dry place away from direct sunlight.

TROUBLESHOOTING

- **Phone not charging:**
 - Ensure the car charger adapter is securely plugged into the cigarette lighter port and the vehicle's ignition is on.
 - Verify your phone is MagSafe compatible or has the metal ring sticker correctly applied and aligned with the charging coil.
 - Check if the independent on/off switch for wireless charging is in the "on" position.
 - Ensure there are no foreign objects between the phone and the charging pad.
 - If the ambient light ring indicates an "Abnormal" status, refer to the ambient light ring section for possible issues.
- **Phone not holding securely:**
 - Ensure your phone is MagSafe compatible or has the metal ring sticker correctly applied.
 - Check for any obstructions or debris on the magnetic surface of the mount or your phone/case.
 - The mount uses powerful N52 neodymium magnets, but very thick or non-magnetic cases may reduce magnetic strength.
- **Mount is loose on the vent:**
 - Re-tighten the knob on the back of the mount to ensure the tail hooks are securely gripping the air vent blade.

SPECIFICATIONS





Brand	Baseus
Model Number	BS-CW01
Product Dimensions	2.36 x 2.36 x 2.55 inches
Item Weight	6.7 ounces
Wireless Charging Output	Up to 15W
Car Charger Output	40W Total (25W USB-A)
Input Voltage	12 Volts
Mounting Type	Vent Mount
Compatible Phone Models	iPhone 12, iPhone 13, iPhone 14, iPhone 15 series (MagSafe compatible); iPhone 8-11 series (with metal ring sticker)



WARRANTY AND SUPPORT

For warranty information or technical support, please contact the Baseus Official Store directly through your purchase platform. Keep your proof of purchase for any warranty claims.

© 2024 Baseus. All rights reserved.

Related Documents - BS-CW01

	<p>Baseus MagPro Magnetic Wireless Charging Car Mount - BS-CW04 User Manual</p> <p>Official user manual for the Baseus MagPro Series Magnetic Wireless Charging Car Mount (Model BS-CW04). Features include Qi2 15W wireless charging, MagSafe compatibility, and an integrated cooling fan. Learn about installation and usage.</p>
	<p>Baseus BS-CM029 LightChaser Series Wireless Car Charger Mount - User Manual</p> <p>Official user manual for the Baseus BS-CM029 LightChaser Series triple-coil wireless charging car mount. Includes product specifications, detailed operation instructions, safety warnings, and compliance information for smartphones.</p>
	<p>Baseus Magnetic Mini Air Power Bank 6000mAh 20W User Manual</p> <p>Official user manual for the Baseus Magnetic Mini Air Power Bank (Model PPCXM06A). Learn about specifications, features, warnings, and operating instructions for this 6000mAh, 20W wireless and wired portable charger.</p>
	<p>Baseus C02 Magnetic Car Phone Holder - User Manual & Specifications</p> <p>Official user manual and specifications for the Baseus C02 Magnetic Car Phone Holder. Learn about product details, installation, and safety precautions for this car accessory.</p>

<div><div>Baseus</div><div></div><div><div>User Manual </div><div>Mode d'emploi Manual del usuario </div><div>Manual do usuário Bedienungsanleitung Manuale d'uso </div><div>Priručnik upotrebe PymaHoeHoe Hpyyehoe </div><div>Procedures van gebruik 取扱説明書 </div><div>Guía de uso 使用说明书 </div><div>20W</div></div></div> <td data-bbox="325 76 1493 423"><p>Baseus Magnetic Mini Wireless Fast Charge Power Bank 20000mAh 20W User Manual</p><p>User manual for the Baseus Magnetic Mini Wireless Fast Charge Power Bank 20000mAh 20W. This document provides safety instructions, product parameters, operating instructions, and troubleshooting tips for the power bank.</p></td>	<p>Baseus Magnetic Mini Wireless Fast Charge Power Bank 20000mAh 20W User Manual</p> <p>User manual for the Baseus Magnetic Mini Wireless Fast Charge Power Bank 20000mAh 20W. This document provides safety instructions, product parameters, operating instructions, and troubleshooting tips for the power bank.</p>
<div><div>Baseus</div><div></div><div><div>Official user manual for the Baseus Milky Way Pro Series 15W Wireless Charging Electric Car Mount Phone Holder (Model BS-CM023). Includes product specifications, installation guide, package contents, user tips, FCC warnings, and hazardous substance declaration.</div></div></div> <td data-bbox="325 423 1493 871"><p>Baseus Milky Way Pro Series 15W Wireless Charging Car Mount Phone Holder - User Manual</p><p>Official user manual for the Baseus Milky Way Pro Series 15W Wireless Charging Electric Car Mount Phone Holder (Model BS-CM023). Includes product specifications, installation guide, package contents, user tips, FCC warnings, and hazardous substance declaration.</p></td>	<p>Baseus Milky Way Pro Series 15W Wireless Charging Car Mount Phone Holder - User Manual</p> <p>Official user manual for the Baseus Milky Way Pro Series 15W Wireless Charging Electric Car Mount Phone Holder (Model BS-CM023). Includes product specifications, installation guide, package contents, user tips, FCC warnings, and hazardous substance declaration.</p>