

## Beretta 20168501

# Beretta Smart Key WiFi HI, COMFORT K100 Instruction Manual

Model: 20168501

## 1. PRODUCT OVERVIEW

The Beretta Smart Key WiFi HI, COMFORT K100 is an advanced accessory designed to enhance the functionality of latest-generation condensation boilers. It enables smart control of your domestic heating and hot water systems without requiring a change to your existing thermostat.


Through the dedicated 'HI, COMFORT' mobile application, the Smart Key K100 provides remote access to various boiler functions, improving comfort and energy efficiency.



Image: The Beretta Smart Key WiFi HI, COMFORT K100 device, a white rectangular unit with green connectors.

## 2. COMPATIBILITY

The Smart Key K100 is exclusively compatible with specific boiler models from Riello, Beretta, and Sylber. Please refer to the compatibility table below to ensure your boiler model is supported.

 **Tabella di compatibilità**

MODELLO	CIAO X					QUADRA			CIAO X					
	25C	25C GPL	30C	15R	25R	X 25C	X 30C	X 25R	25C	30C	30R	25C	30C	25C GPL
CODICE	20187761	20187764	20187765	20187766	20187767	20188714	20188715	20188717	20194596	20194597	20195535	20197875	20197876	20197877

MODELLO	START KIS			START IS		START KIS		
	25 KIS	30 KIS	25 KIS GPL	15 IS	25 IS	25 KIS	30 KIS	25 KIS GPL
CODICE	20187404	20187407	20187772	20187773	20187774	20197878	20197879	20197880

MODELLO	STYLE			
	25C	20R	30C	30R
CODICE	20188341	20188342	20188343	20188344

Image: Compatibility table listing specific Beretta, Riello, and Sylber boiler models and their corresponding codes that are compatible with the Smart Key K100.

## 3. SETUP AND INSTALLATION

Installation of the Smart Key K100 is designed to be straightforward with a plug-and-play connection. Follow these steps for proper setup:

- 1. Physical Connection:** Insert the Smart Key K100 into the designated port on your compatible boiler. Ensure a secure connection.
- 2. App Download:** Download the 'HI, COMFORT' application on your smartphone or tablet. You can scan the QR code below or search for 'HI, COMFORT' in your device's app store.
- 3. App Registration:** Follow the simplified registration process within the 'HI, COMFORT' app to link your Smart Key K100 to your account and home Wi-Fi network.



Image: QR code to download the 'Hi, Comfort' application. Scan this code with your smartphone to access the app download link: <http://qr.riello.it?code=ri0002>

The following diagram illustrates the typical connection setup:

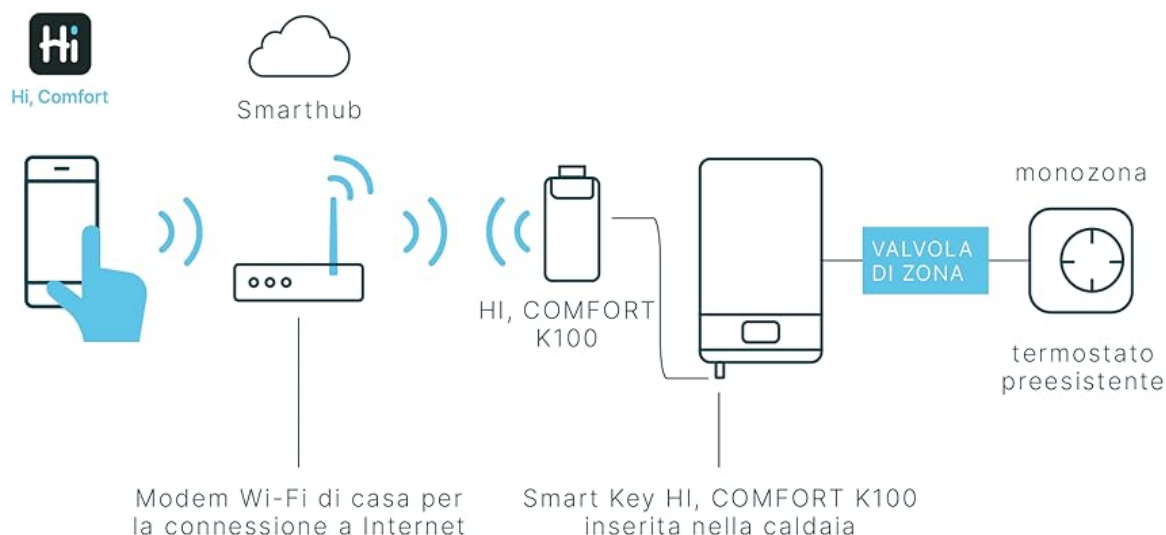


Image: Diagram showing a smartphone connected to a home Wi-Fi modem, which then wirelessly communicates with the HI, COMFORT K100 Smart Key inserted into the boiler, which in turn connects to a zone valve and a pre-existing thermostat.

## 4. OPERATING INSTRUCTIONS

Once installed and configured, the 'HI, COMFORT' app provides comprehensive control over your boiler. The pre-existing thermostat will continue to activate heating based on its set comfort temperature. The Smart Key K100, working in conjunction with the app, allows for advanced control:

- **Remote Heating Control:** Turn your heating system on or off from anywhere.
- **Boiler Status Monitoring:** View the current operating status of your boiler in real-time.
- **Parameter Adjustment:** Modify boiler settings and heating water temperature for optimal comfort.
- **Scheduling:** Set daily or weekly operating schedules for your boiler to optimize energy consumption.
- **Special Hot Water Functions:** Activate specific modes for domestic hot water production:
  - *Baby Bottle:* Optimized temperature for infant feeding.
  - *Cooking:* Enhanced hot water availability for culinary needs.
  - *Wellness:* Ideal hot water settings for relaxation and personal care.
- **Geo-fencing:** Utilize location-based services to automatically adjust heating when you leave or approach your home.
- **Operating Hour Monitoring:** Track boiler usage to better understand and manage energy consumption.
- **Multi-User Access:** Extend app usage invitations to co-tenants or guests, allowing them to control the system.

The app interface provides an intuitive way to manage these features:

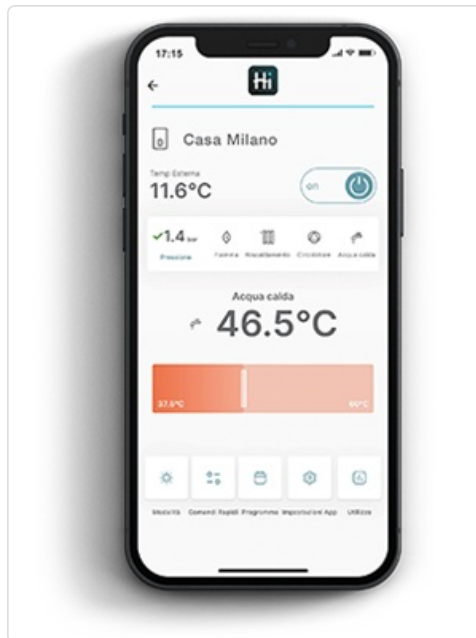


Image: A smartphone displaying the 'Hi, Comfort' app, showing external temperature, boiler pressure, flame status, heating, circulator, and hot water temperature settings, along with quick command options.

The Smart Key K100 also contributes to safety by allowing precise control over hot water temperatures, which can help protect children or vulnerable individuals from scalding risks.

## 5. MAINTENANCE

---

The Beretta Smart Key WiFi HI, COMFORT K100 is designed for minimal maintenance. Ensure the device remains clean and free from dust. No user-serviceable parts are inside. For any issues, refer to the Troubleshooting section or contact customer support.

## 6. TROUBLESHOOTING

---

If you encounter issues with your Smart Key K100, consider the following:

- **Connectivity Issues:** Ensure your home Wi-Fi network is active and the Smart Key K100 is within range. Check your router for proper operation.
- **App Registration Problems:** If you experience difficulties registering the device with the 'HI, COMFORT' app, ensure the device is new and has not been previously registered. If it has, contact customer support for assistance with resetting its registration status.
- **Boiler Communication:** Verify that the Smart Key K100 is correctly inserted into the boiler's port. Check the boiler's own status indicators for any error codes.
- **App Functionality:** Ensure your 'HI, COMFORT' app is updated to the latest version. Try restarting the app or your smartphone.
- **No Control:** Confirm that your pre-existing thermostat is functioning correctly and that the Smart Key K100 is properly integrated into the system as per the connection diagram.

If problems persist after attempting these steps, please contact Beretta customer support.

## 7. SPECIFICATIONS

---

Feature	Detail
Manufacturer	Beretta
Model Number	20168501
Product Dimensions (L x W x H)	8.5 x 3.5 x 3.5 cm
Weight	70 grams
Color	White
Material	Metal (housing), Plastic (connectors)
Style	Modern
Special Features	Multi-brand compatibility (Riello, Beretta, Sylber), Smart Boiler Control
Included Components	Installation Hardware
Batteries Required	No

## 8. WARRANTY AND SUPPORT

---

For warranty information, please refer to the documentation provided with your purchase or visit the official Beretta website. In case of technical issues or questions not covered in this manual, please contact Beretta customer support.

When contacting support, please have your product model number (20168501) and a detailed description of the issue ready. While the 'HI, COMFORT' app offers support contact options, direct contact with Beretta's official support channels is recommended for complex issues.

---