

OnePlus 40 Y1S

OnePlus 40 Y1S Full HD Smart Android LED TV User Manual

Model: 40 Y1S

1. INTRODUCTION

This manual provides essential information for setting up, operating, and maintaining your OnePlus 40 Y1S Full HD Smart Android LED TV. Please read it thoroughly before using the product to ensure safe and optimal performance. Keep this manual for future reference.



Figure 1.1: Front view of the OnePlus 40 Y1S Full HD Smart Android LED TV with its stand. This image displays the front of the OnePlus 40 Y1S TV, showcasing its screen and the two included stand bases.

2. PACKAGE CONTENTS

Upon unboxing, verify that all components are present:

- 1 x OnePlus 40 Y1S LED TV
- 2 x Table Stand Bases
- 1 x User Manual (this document)
- 1 x Remote Control
- 2 x AAA Batteries (for remote control)
- 1 x AV IN Adapter

3. SETUP

3.1. Mounting the TV

Your OnePlus 40 Y1S TV supports both table-top and wall-mount installations.

3.1.1. Table Stand Installation

1. Carefully place the TV screen-down on a soft, flat surface to prevent damage.
2. Attach the two table stand bases to the designated slots at the bottom of the TV.
3. Secure the stands with the provided screws.
4. Gently lift the TV and place it on a stable, level surface.

3.1.2. Wall Mount Installation (Optional)

For wall mounting, a compatible VESA wall mount kit (not included) is required. Consult a professional for installation to ensure safety and proper mounting.



Figure 3.1: Rear view of the OnePlus 40 Y1S TV. The back of the TV is shown, indicating where wall mounts can be attached and the general layout of the rear casing.

3.2. Connecting Peripherals

The TV offers various connectivity options:



Figure 3.2: Close-up of the connectivity ports. This detailed image displays the various connectivity options available on the TV, such as HDMI, USB 2.0, RF, AV, Optical Ethernet, and other input/output ports.

- **HDMI Ports (x2):** Connect set-top boxes, Blu-ray players, gaming consoles, or other HDMI-enabled devices.
- **USB Ports (x2):** Connect USB storage devices for media playback or software updates.
- **Ethernet Port:** For a wired internet connection.
- **AV IN:** Use the provided AV IN adapter to connect older devices with composite video and stereo audio outputs.
- **Optical Audio Out:** For connecting to external audio systems.
- **RF Input:** For connecting an antenna or cable TV.

3.3. Remote Control Setup

1. Open the battery compartment on the back of the remote control.
2. Insert the two AAA batteries, ensuring correct polarity (+/-).
3. Close the battery compartment.
4. Pair the remote control with the TV during the initial setup process or by following the on-screen instructions.



Figure 3.3: OnePlus TV Remote Control. This image shows the TV's remote control, which includes quick access buttons for Netflix, Prime Video, and the Google Assistant for voice commands.

3.4. Initial Power On and Network Connection

1. Connect the power cord to the TV and a power outlet.
2. Press the power button on the TV or remote control.
3. Follow the on-screen instructions to complete the initial setup, including language selection, time zone, and network connection.
4. For network connection, select your Wi-Fi network and enter the password, or ensure the Ethernet cable is connected. The TV supports dual-band Wi-Fi.

4. OPERATING THE TV

4.1. Basic TV Functions

- **Power On/Off:** Use the power button on the remote or TV.
- **Volume Control:** Use the Volume Up/Down buttons on the remote.

- **Input Source:** Press the 'Input' button on the remote to switch between HDMI, AV, and other sources.
- **Navigation:** Use the directional pad and 'OK' button on the remote to navigate menus.

4.2. Smart TV Features (Android TV 11)

Your OnePlus 40 Y1S TV runs on Android TV 11, offering a range of smart functionalities:


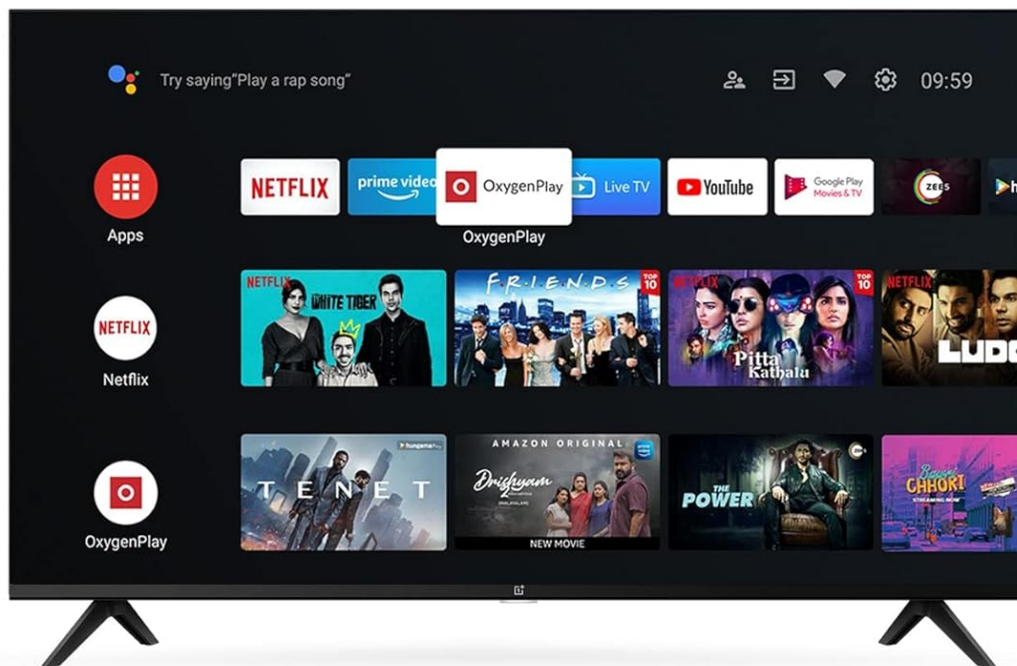


Figure 4.1: Smart TV Interface. The image illustrates the user interface of the Smart TV, featuring popular streaming services and the OxygenPlay platform, accessible directly from the home screen.

- **Google Assistant:** Use voice commands via the remote to search for content, control smart home devices, and get information.
- **Chromecast Built-in:** Cast content from your smartphone, tablet, or computer directly to the TV.
- **Supported Apps:** Access popular streaming services like Netflix, YouTube, Prime Video, Hotstar, SonyLiv, Hungama, JioCinema, Zee5, Eros Now, and Oxygen Play.
- **OnePlus Connect Ecosystem:** Seamlessly connect and control your TV with other OnePlus devices for enhanced functionality.

- **Auto Low Latency Mode (ALLM):** Optimizes settings for a smoother gaming experience when connected to compatible gaming consoles.



Figure 4.2: OnePlus Connect Ecosystem. This image illustrates the OnePlus Connect ecosystem, allowing seamless connectivity and control between the TV and other OnePlus devices for features like smart volume control and sleep detection.




Figure 4.3: OxygenPlay 2.0 Interface. This graphic highlights OxygenPlay 2.0, a smart hub offering access to numerous content providers and on-demand entertainment in one centralized location.

4.3. Display and Audio Features

- **Full HD Resolution (1920x1080):** Provides clear and detailed images.
- **Gamma Engine:** Optimizes display quality for enhanced clarity, color, contrast, and content optimization.
- **HDR10+, HDR10, HLG Decoding:** Supports high dynamic range content for improved contrast and color accuracy.
- **Dolby Audio & Dolby Atmos Decoding:** Delivers rich, immersive sound with 20 Watts output.

AI-Powered Visuals

Our advanced Gamma Engine optimises display quality bringing every scene to life, intelligently tuning the picture for ultra-clear content. Experience bolder dynamic contrast and vibrant colour that sparkles for effortlessly immersive viewing.





 More Clarity  Better Color
 Dynamic Contrast  Content Optimization



Figure 4.4: AI-Powered Visuals with Gamma Engine. This image describes the Gamma Engine technology, which optimizes display quality for enhanced clarity, color, contrast, and content optimization.



Hearing is Believing

Powerful speakers deliver up to 20W of razor-sharp, high-definition audio that moves you. From movies to sports, powerful and atmospheric sound takes your viewing to new heights. Boosted by Dolby Audio, every scene surrounds you with an ocean of crystal-clear sound.

Figure 4.5: Dolby Audio Sound. This graphic emphasizes the TV's powerful 20W speakers and Dolby Audio support, designed to deliver high-definition and atmospheric sound.

5. MAINTENANCE

5.1. Cleaning the TV

- Always unplug the TV before cleaning.
- Use a soft, dry, lint-free cloth to wipe the screen and cabinet.
- For stubborn marks, lightly dampen the cloth with water or a specialized screen cleaner (avoid harsh chemicals).
- Do not spray liquids directly onto the TV.

5.2. Software Updates

Your Android TV will periodically receive software updates to improve performance and add new features. Ensure your TV is connected to the internet to receive these updates automatically or check for them manually in the TV settings.

5.3. Smart Manager

The Smart Manager feature helps optimize your TV's performance by managing storage, memory, and applications.

Smart Manager with Remote Diagnosis

Smart Manager delivers numerous enhancements for a smarter and longer-lasting TV. Accelerate your system speed, quickly free up storage space, and much more. The industry-first Remote Diagnosis delivers a new, smarter way to reliably identify and resolve issues, saving you time.



Figure 5.1: Smart Manager Interface. This image displays the Smart Manager interface, which provides tools for system optimization, storage management, and remote diagnosis to maintain TV performance.

- **Free-up Memory:** Clears background processes to improve speed.
- **Cleaner:** Removes junk files to free up storage space.
- **Uninstall:** Manages installed applications.
- **Remote Diagnosis:** Helps identify and resolve potential issues.

6. TROUBLESHOOTING

If you encounter issues with your TV, refer to the following common solutions:

| Problem | Possible Solution |
|------------------------------------|---|
| No Power | Ensure the power cord is securely connected to both the TV and a working power outlet. Check if the power outlet is functioning. |
| No Picture, but Sound is Present | Check the input source. Ensure the connected device (e.g., set-top box) is powered on and functioning correctly. Try a different HDMI cable. |
| No Sound, but Picture is Present | Check the volume level and ensure the TV is not muted. Verify audio output settings in the TV menu. If using external speakers, check their connections and power. |
| Remote Control Not Responding | Replace the batteries. Ensure there are no obstructions between the remote and the TV. Re-pair the remote control if necessary (refer to TV settings). |
| Wi-Fi Connection Issues | Restart your Wi-Fi router. Ensure the TV is within range of the router. Re-enter the Wi-Fi password in the TV settings. Consider using a wired Ethernet connection if problems persist. |
| Slow Performance / Laggy Interface | Close unused applications. Use the Smart Manager to clear memory and storage. Restart the TV. Ensure the TV software is up to date. |
| Apps Crashing or Not Loading | Clear the cache and data for the problematic app in TV settings. Uninstall and reinstall the app. Ensure sufficient storage space is available. |

If the issue persists after attempting these solutions, please contact OnePlus customer support.

7. SPECIFICATIONS

Detailed technical specifications for the OnePlus 40 Y1S Full HD Smart Android LED TV:

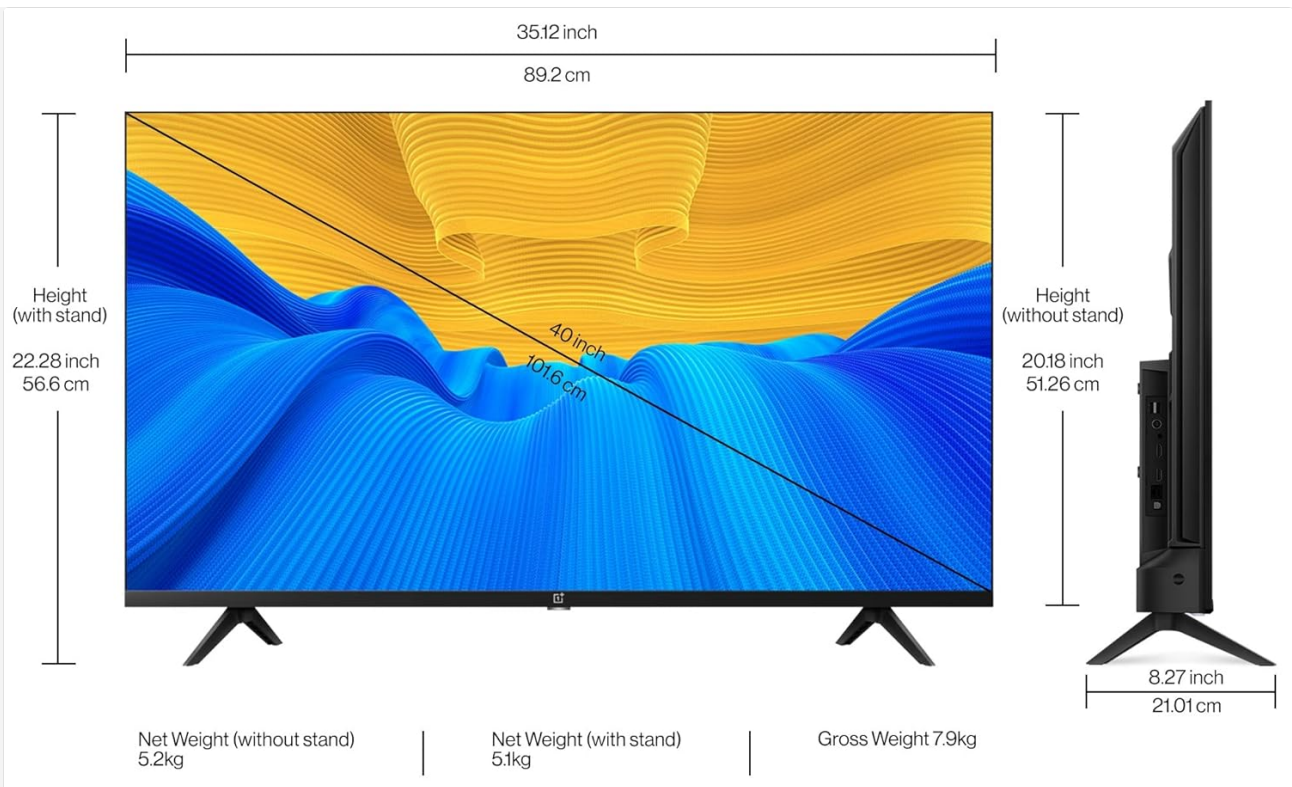


Figure 7.1: OnePlus 40 Y1S TV Dimensions. A technical drawing providing precise measurements of the TV, detailing its size with and without the stand, and its weight.

| Feature | Detail |
|---------------------------|---|
| Brand | OnePlus |
| Model Name | 40 Y1S |
| Model Year | 2023 |
| Screen Size | 40 Inches (100 cm) |
| Display Technology | LED |
| Resolution | Full HD (1920x1080 Pixels) |
| Refresh Rate | 60 Hz |
| Viewing Angle | 178 Degrees |
| Display Type | HDR 10+ |
| Image Aspect Ratio | 16:9 |
| Image Contrast Ratio | 5000:1 |
| Special Features | Android TV 11, OnePlus Connect Ecosystem, Google Assistant, Chromecast, Miracast, DLNA, Auto Low Latency Mode, Gamma Engine |
| Operating System | Android |
| Memory Storage Capacity | 8 GB |
| RAM Memory Installed Size | 1 GB |

| Feature | Detail |
|----------------------------|---|
| Graphics Coprocessor | G31 MP2 |
| Connectivity | 2 HDMI ports, 2 USB ports, Dual-band Wi-Fi, Bluetooth, Ethernet |
| Audio Output | 20 Watts Output, Dolby Audio, Dolby Atmos Decoding |
| Power Source | AC (240 Volts) |
| Wattage | 74 Watts |
| Product Dimensions (LxWxH) | 8.56 x 892 x 51.26 cm |
| Item Weight | 5.2 kg |
| Mounting Type | Wall Mount & Table Mount |

TV Features

| | |
|--------------------|---|
| Screen | 40 Inches 1920 x 1080 |
| Connectivity ports | 2 HDMI port 2 USB port |
| Display | Bezel-less Design, Gamma Engine, HDR 10+ Certified |
| Sound | 20 Watts Output Dolby Audio |
| Smart TV | Yes, Built-in dual channel Wi-Fi, MultiCast, Android TV 11, OnePlus Connect 2.0, Google Assistant, Works with Alexa, Seamless Connectivity with OnePlus devices |
| Warranty* | Yes, Brand Warranty |

*Please check warranty information box below for details on warranty

Figure 7.2: Key TV Features Summary. A concise table outlining the main technical and smart features of the TV, including screen resolution, audio output, and smart functionalities.

8. WARRANTY AND SUPPORT

8.1. Warranty Information






The OnePlus 40 Y1S TV comes with a **1-year comprehensive warranty** on the product and an **additional 1-year warranty on the panel**, provided by the brand from the date of purchase. Please retain your purchase receipt for warranty claims.

8.2. Customer Support

For technical assistance, warranty claims, or any product-related inquiries, please contact OnePlus customer support through their official website or designated service channels. Refer to the warranty card included in your package for specific contact details.



Related Documents - 40 Y1S

| | |
|---|--|
|  | OnePlus Nord User Manual: Comprehensive Guide to Your Smartphone Explore the OnePlus Nord User Manual for detailed instructions on setup, features, settings, app usage, safety precautions, and regulatory compliance for your OnePlus Nord smartphone. |
|  | OnePlus 9 User Manual: Comprehensive Guide to Setup, Features, and Operation This official user manual for the OnePlus 9 smartphone offers detailed instructions on setup, device navigation, settings customization, app management, connectivity options, camera functions, and essential safety guidelines. Learn to maximize your device's potential. |
|  | OnePlus Nord N100 Quick Start Guide Learn how to set up and use your OnePlus Nord N100 smartphone with this comprehensive quick start guide, covering device layout, SIM installation, charging, basic functions, settings, and safety information. |
|  | OnePlus Earbuds Troubleshooting Guide A comprehensive guide to troubleshooting common issues with OnePlus TWS and neckband earbuds, covering connection problems, sound issues, charging failures, and noise cancellation. |
|  | OnePlus 10T 5G Användarhandbok: Kom igång, inställningar och funktioner Komplett användarhandbok för OnePlus 10T 5G. Lär dig allt om installation, funktioner, inställningar, appar, säkerhet och felsökning för din OnePlus-smartphone. |

OnePlus 7T Brugervejledning: Omfattende guide til din smartphone

Denne brugervejledning til OnePlus 7T giver detaljerede instruktioner om opsætning, brug af funktioner, indstillinger, apps, kamera, sikkerhed, vedligeholdelse og regulatorisk overholdelse for din OnePlus smartphone.

Documents - OnePlus – 40 Y1S

[Offer Terms and Conditions](#)

- [illegible]

Any Cardholder who, during the Offer Period purchases a product at www.oneplus.in and makes payment for using the Card, will receive instant discount as per the below table.

[illegible]

Offer is subject to product availability. Please check product availability before making the purchase.

[\[pdf\]](#) User Manual

Deepak Naithani Consumer Bank KMBL Learn moreBuy OnePlus Watch Harry Potter Limited EditionKotak EC T

Coneplussupport s3 amazonaws user manual Kotak C |||

Offer Terms and Conditions 1. This offer Offer is being provided Kotak Mahindra Bank and OnePlus and is made available on a. the website www.oneplus.in or the mobile site thereof collectively, Oneplus.in 2. Kotak Mahindra Bank. Kotak Mahindra Bank and OnePlus are launching an Offer her... lang:en score:26 filesize: 199.58 K page_count: 3 document date: 2022-01-12

[\[pdf\]](#) User Manual

Anant Tumuluri OnePlus Axis T C EC oneplussupport s3 amazonaws user manual |||

Terms and Conditions for One Plus Campaign on Axis Bank Credit Debit Cards Validity 7th January, 2022 to 31st Jan, 2022 Offer details Rs Upto 8,000 instant discount on Axis Bank Cards EMI Maximum discount Rs. 8,000. Offer valid once per card per channel. The offer is not valid on Card or ...


lang:en score:26 filesize: 345.52 K page count: 3 document date: 2022-01-12

[\[pdf\]](#) User Manual

Anant Tumuluri Learn moreBuy OnePlus Watch Harry Potter Limited EditionOnePlus Axis T C EOneplussupport s3
amazonaws user manual EC |||

Terms and Conditions for One Plus Campaign on Axis Bank Credit Debit Cards Validity 4th May, 2022 to 31st May 2022 Offer details Rs Upto 5,000 instant discount on Axis Bank Cards EMI Maximum discount Rs. 5,000. Offer valid once per card per channel. Offer is applicable on www.oneplus.in ...

lang:en score:23 filesize: 85.23 K page count: 3 document date: 2022-05-04




[pdf] User Manual Accessories

Terms and Conditions 184625 Amazon AWS Sep 22 2021 — EC ICICI T C 1 oneplussupport s3 amazonaws user manual

One Plus Offers Get upto Rs.6000/- Instant discount on One Plus Mobiles Rs.5000/- of TV s plus addition Instant discount up to Rs.1000/- on Accessories Via ICICI Bank Credit Card EMI Non EMI and Debit Card Only on EMI Valid till 03rd Oct 2021 for Mobiles 15th Nov 2021 TV s others Te...

lang:en score:21 filesize: 188.85 K page_count: 4 document date: 2021-09-21



[pdf] User Manual

40 Y1S OnePlus User Manual 2022 07 18 15 feb 2023 — Remote Control*1 Manual*1 Power Cord*1 AV Converting Cable*

Stands*2 Screws*4 Batteries*2 40FA1A00 40FA1A01 40FA1A02 40FA1A03 inches 3 pagine TV V1 0 20230215 service

oneplus content dam support user manuals common |||

3FNPUF POUspm #BUUFSJFT 6TFS.BOVBM 1PXFS PSE 7 POWFSUJOH BCMF 4UBOET


4DSFXT

5IFOBNFBOEQPTJUJPOPGBFDI57UFSNJOBMBNBZWBSEZFQFOEJOHPOUIFSFHJPOPSNPEFM

JODIFT 9 DN 7 8 BCHO 53 7 #- 7 .1 .1 77 7171

4QFDJDBUJPOTBSFTVCKFDUUPDIBOHFXJUIPVUOPUJDF PPHMF TTJTUBOU VOUMQBJ...

lang:en score:20 filesize: 12.51 M page_count: 3 document date: 2022-07-23



[pdf]

Anupam Bose HDFC Bank T&C Online OP in oneplussupport s3 amazonaws

Offer Terms and Conditions 1. This offer Offer is being provided HDFC Bank and OnePlus and is

made available on a. the website www.oneplus.in or the mobile site thereof collectively, OnePlus.in

2. HDFC Bank. HDFC Bank and OnePlus are launching an Offer hereinafter referred to as Offer...

lang:en score:13 filesize: 150.47 K page_count: 4 document date: 2021-06-08