

[Manuals.plus](#) /

> [Birdkiss](#) /

> Birdkiss Smart Bird Feeder with Camera (Model BF0018-L) - Instruction Manual

Birdkiss BF0018-L

Birdkiss Smart Bird Feeder with Camera

Model: BF0018-L | Brand: Birdkiss

INTRODUCTION

The Birdkiss Smart Bird Feeder with Camera offers an innovative way to observe and interact with birds in your backyard. Equipped with a 1080P HD camera and AI identification technology, it provides real-time notifications and captures high-quality videos and photos of visiting bird species. This manual provides essential information for setting up, operating, and maintaining your smart bird feeder.



Image: The Birdkiss Smart Bird Feeder in a garden setting, displaying a cardinal and a smartphone screen with bird detection notifications.

SAFETY INFORMATION

Please read and understand all safety instructions before installation and use. Ensure the feeder is securely installed to prevent falling. Avoid placing harmful foods in the feeder. Follow all local electrical installation guidelines if using wired power. Consider the environmental impact of feeder placement and maintenance.

WHAT'S INCLUDED

Verify that all components are present in the package:

What's Included



Image: All components included in the Birdkiss Smart Bird Feeder package, laid out on a white background.

- Birdkiss Smart Bird Feeder with integrated camera
- Solar Panel
- USB Charging Cable
- Mounting Bracket and Screws
- Fruit Holders (3 units)
- User Manual
- 32GB SD Card

SETUP

1. Assembly

Assemble the bird feeder components according to the included user manual. The design is user-friendly, with easy-to-handle parts. Ensure the camera module is securely placed within the feeder housing.

Your browser does not support the video tag.

Video: A demonstration of the Birdkiss Smart Bird Feeder, showcasing its features and design.

2. Power Connection

The feeder is primarily solar-powered, featuring a 3W solar panel for continuous operation. It also includes a built-in 5000mAh rechargeable battery, providing approximately 30 days of operation on a single charge. Connect the solar panel to the feeder for optimal charging. A traditional plug option is also available for charging if needed.

Optimal Angle Bird Watching Camera

Featuring pinpointed optimal placement and adjustable angles for capturing the ideal perspective.



Image: The Birdkiss Smart Bird Feeder illustrating its continuous power supply through a solar panel and internal battery.

3. App Connection

Download the Birdkiss app on your smartphone. Follow the in-app instructions to connect the feeder to your 2.4GHz Wi-Fi network (5GHz networks are not supported). The 5dBi antenna ensures a stable connection for live viewing and notifications.

4. Mounting

Choose a suitable location in your garden for the feeder. It supports various mounting options including tree mount, pole mount, and wall mount. Ensure the location provides good sunlight exposure for the solar panel and is within Wi-Fi range.

Put it Anyway in Your Garden




Image: The Birdkiss Smart Bird Feeder demonstrating its versatility with tree, pole, and wall mounting options.

OPERATING INSTRUCTIONS

1. Live Birdwatching & Instant Notifications

Once connected, the camera provides real-time birdwatching. You will receive instant notifications on your smartphone when birds visit the feeder, allowing you to watch live broadcasts from anywhere.



Image: The Birdkiss Smart Bird Feeder capturing a bird, with a smartphone displaying a live feed and instant notification.

2. AI Bird Identification

The feeder's AI technology can accurately identify over 10,000 bird species worldwide. This feature helps you learn about the different birds visiting your feeder.

Auto-identifies 10000+ Bird Species

Meet all kinds of birds at your yard



Image: The Birdkiss Smart Bird Feeder demonstrating its AI bird identification capability, showing a bird being identified.

3. Squirrel Deterrence

The feeder includes features to deter squirrels, such as a flashlight, siren, or voice commands via the microphone, which can be activated through the app.

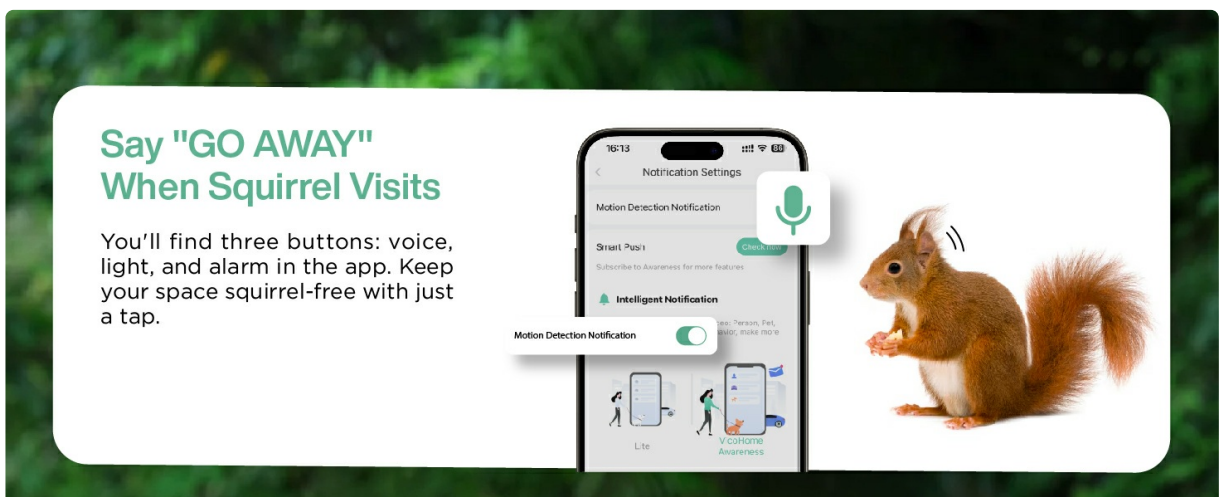


Image: The Birdkiss Smart Bird Feeder showing a squirrel being deterred by the feeder's features, controlled via a smartphone app.

4. Video & Photo Capture

The 1080P HD lens with a 135° wide-angle captures clear bird pictures and videos. Enhanced night vision with high-power white light and built-in infrared LED array ensures vibrant images even in low-light conditions.

5. Storage & Sharing

Bird videos are stored in the cloud for up to three days (free trial period, subscription plans available). A 32GB SD card is included for local storage. You can easily share videos and photos with friends and family or on social media through the app.


Weatherproof Design for Outdoor Using



1.25L Large Capacity



Wider Rainproof Top



Plent of Drainage Holes

Image: A smartphone screen displaying sharing options for videos captured by the Birdkiss Smart Bird Feeder.



Image: A smartphone screen showing the free storage options for photos and videos from the Birdkiss Smart Bird Feeder.

MAINTENANCE

1. Refilling

The feeder has a large 1.25L capacity container, reducing the frequency of refills. Ensure the top is securely closed after refilling to keep seeds dry.

2. Cleaning

Regularly clean the feeder to maintain hygiene for visiting birds. The design allows for easy access to the seed tray for cleaning.

3. Weather Resistance

The feeder features an IP65 waterproof design with a wider rainproof top and plenty of drainage holes to keep seeds dry and protect internal components from the elements.

Free Storage For Photos & Videos

 SD Card Storage
(Included 32GB SD Card)

 Cloud Storage
(3 Days Rolling Continues)



Image: The Birdkiss Smart Bird Feeder showcasing its weatherproof design, including large capacity, rainproof top, and drainage holes.

TROUBLESHOOTING

- **No Power:** Ensure the solar panel is receiving adequate sunlight or charge the battery using the USB cable.
- **Wi-Fi Connection Issues:** Verify your Wi-Fi network is 2.4GHz. Ensure the feeder is within range of your router. Restart the feeder and your router if necessary.
- **No Notifications:** Check app settings to ensure notifications are enabled. Verify motion detection sensitivity.
- **Poor Image/Video Quality:** Clean the camera lens. Ensure adequate lighting or check night vision settings.
- **Squirrels Still Present:** Adjust the sensitivity of the squirrel deterrence features in the app.

SPECIFICATIONS

Feature	Detail
Brand	Birdkiss
Model Number	BF0018-L
Target Species	Blue Jay, Finch, Robin
Material	Acrylonitrile Butadiene Styrene (ABS), Metal
Special Features	Bird Real-time Watching, Easy-Refill Top, Rain Proof, Weather Resistant
Mounting Type	Mount
Product Dimensions	13.89"L x 12.28"W x 7.72"H
Power Source	Solar Powered
Included Components	Fruit Holders (3 units)
Capacity	1.25 Liters

Color	Deep Blue
Item Weight	5.08 pounds

WARRANTY AND SUPPORT

For any questions, technical assistance, or warranty claims, please contact the official Birdkiss support team. Refer to the product packaging or the Birdkiss website for specific contact information.