

[manuals.plus](#) /

› [COMFIER](#) /

› [COMFIER Back Massager with Heat, Shiatsu Neck and Back Massager with Heat for Back Pain, Soothing Heating & 3D Kneading Massage Pillow Gift for Men Women User Manual](#)

COMFIER CF-1228

COMFIER Back Massager with Heat User Manual

MODEL: CF-1228

Brand: COMFIER

INTRODUCTION

Thank you for choosing the COMFIER Back Massager with Heat. This device is designed to provide soothing shiatsu kneading massage and comforting heat therapy to help relieve muscle fatigue and promote relaxation. Please read this manual thoroughly before use to ensure safe and effective operation.



Image: The COMFIER Back Massager with its remote control and retail packaging, highlighting its design and components.

SAFETY INFORMATION

For your safety and to prevent damage to the product, please adhere to the following guidelines:

- Read the user manual carefully before using the massager.
- Do not use the massager if you have any medical conditions that may be aggravated by massage or heat. Consult a physician if unsure.
- Do not use the massager in wet or damp environments.
- Keep out of reach of children.
- Unplug the device when not in use and before cleaning.
- Do not attempt to disassemble or repair the unit yourself. Contact customer support for assistance.

- The device has an auto-off feature after 30 minutes to prevent overuse. Allow the device to cool down before another session.

PRODUCT FEATURES

The COMFIER Back Massager is equipped with advanced features for a comprehensive massage experience:

- **8 Massage Nodes & 3 Adjustable Intensities:** Features 4 medium and 4 small deep kneading shiatsu massage nodes for comfortable and effective fatigue relief. Choose from low, medium, or high intensity settings.
- **Upgraded Design for Neck and Back:** With dimensions of 15.7×12.6×4.3 inches, this massage pillow is designed to perfectly fit the natural curves of your neck and back.
- **Detachable Flaps:** Equipped with detachable flaps to adjust massage intensity and protect the massager from dust, making it easy to clean and store.
- **2 Heating Zones & 3 Heating Levels:** Enjoy soothing heat on both your neck and back simultaneously. The heating function offers low, medium, and high levels for personalized comfort.
- **3 Massage Modes:** Offers various massage modes to suit your preference.
- **Multipurpose Use:** Can be used on various body parts including the neck, back, abdomen, arms, thighs, and calves.

Fits Perfectly To The Contours Of Your Neck And Back



Image: Illustration demonstrating how the massager conforms to the neck and back for optimal comfort.

Heating Therapy

Promote blood circulation and relieve pain

3 Levels | 2 Heating zones

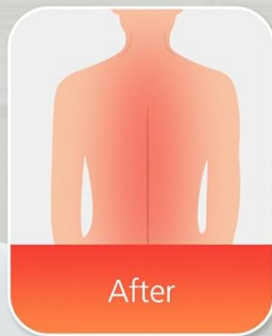
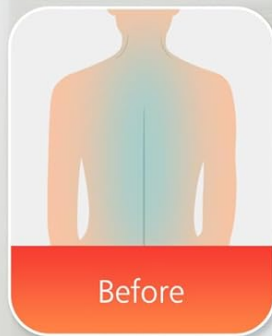


Image: A user experiencing the heating therapy feature of the massager while seated at a desk.

Vibration Massage



3 Modes



Neck And Back



For waist



For neck



For back


Region of vibration

Image: The massager being used for vibration massage on different body areas like the waist, neck, and back.

Multipurpose Use




Neck



Arms



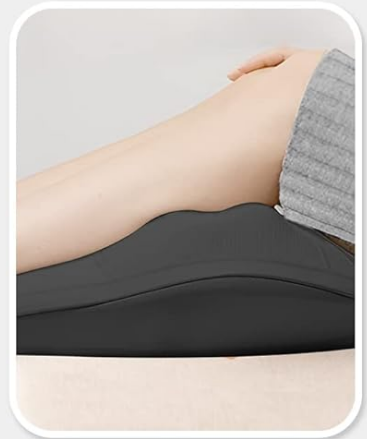
Waist



Abdomen



Thigh



Calf

Image: Visual guide demonstrating the versatility of the massager for various body parts.

PACKAGE CONTENTS

Please check the box for the following items:

- 1 x COMFIER Back Massager with Heat
- 1 x Remote Control (attached)
- 1 x Home Power Adapter
- 1 x User Manual (this document)

SETUP

1. Unpack all components from the packaging.
2. Place the massager on a chair, sofa, or bed, ensuring it is stable and comfortable for use.

3. Connect the power adapter to the massager's input port.
4. Plug the power adapter into a suitable electrical outlet.
5. Ensure the remote control is easily accessible.

OPERATING INSTRUCTIONS

The massager is operated via the attached remote control. Familiarize yourself with the buttons:

- **Power Button:** Press to turn the massager ON/OFF.
- **Message Intensity Button:** Cycle through 3 intensity levels (low, medium, high) for the shiatsu massage.
- **Message Mode Button:** Switch between 3 different massage modes.
- **Heat Button:** Activate or deactivate the heating function. Cycle through 3 heating levels (low, medium, high).
- **Vibration Button:** Control the vibration massage function.

To begin a massage session:

1. Sit or lie comfortably with the massager positioned against the desired area (neck, back, etc.).
2. Press the Power Button to turn on the massager.
3. Adjust the message intensity using the Intensity Button to your preferred level.
4. Select a massage mode using the Mode Button.
5. If desired, activate the heat function by pressing the Heat Button and select your preferred heat level.
6. The massager will automatically shut off after 30 minutes. You can manually turn it off at any time by pressing the Power Button.

MAINTENANCE

Proper care will extend the life of your massager:

- **Cleaning:** Unplug the massager before cleaning. Use a soft, slightly damp cloth to wipe down the surface. Do not use abrasive cleaners or immerse the unit in water. The detachable flap can be removed for easier cleaning and to prevent dust accumulation.
- **Storage:** Store the massager in a cool, dry place away from direct sunlight and extreme temperatures. Avoid placing heavy objects on the massager.
- **Cord Care:** Do not wrap the power cord tightly around the unit. Avoid kinking or twisting the cord.

TROUBLESHOOTING

Problem	Possible Cause	Solution
Massager does not turn on.	Power cord not properly connected; Power outlet not working.	Ensure power cord is securely plugged into the massager and a working electrical outlet. Try a different outlet.
Massage feels too strong/weak.	Intensity setting is not optimal; User position.	Adjust the massage intensity using the remote control. Adjust your body position against the massager to control pressure. Consider using the detachable flap to soften the massage.

Problem	Possible Cause	Solution
Heat function is not working.	Heat function not activated; Device overheated.	Press the Heat Button on the remote. If the device was recently used, allow it to cool down before reactivating heat.
Massager stops unexpectedly.	Auto shut-off feature activated.	The massager has a 30-minute auto shut-off for safety. This is normal operation. You can restart it after a brief cool-down period.

SPECIFICATIONS

Attribute	Detail
Product Dimensions	15.7 x 4.3 x 12.6 inches
Item Weight	3.97 Pounds
Model Number	CF-1228
Power Source	Corded Electric
Material	Leather
Color	Black
Manufacturer	COMFIER

WARRANTY AND SUPPORT

COMFIER is committed to providing high-quality products and excellent customer service.

- **90-Day Satisfaction Service:** If anything happens to your back massager within a 90-day period, please do not hesitate to contact us by email. We are dedicated to helping you as soon as possible.
- **Return Policy:** This product is eligible for a refund or replacement within 30 days of receipt.
- For further assistance or inquiries, please visit the official COMFIER store on Amazon or contact their customer support directly.

