

AWEI S1 PRO

AWEI S1 Pro Active Noise Cancelling Wireless Earbuds User Manual

Model: S1 PRO | Brand: AWEI

INTRODUCTION

Thank you for choosing the AWEI S1 Pro Active Noise Cancelling Wireless Earbuds. This manual provides detailed instructions for setting up, operating, and maintaining your earbuds to ensure optimal performance and longevity. Please read this manual carefully before use.

PACKAGE CONTENTS

Verify that all items listed below are present in your package:

- AWEI S1 Pro Wireless Earbuds (Left and Right)
- Charging Case
- USB-C Charging Cable
- Multiple Sizes of Silicone Ear Tips (Small, Medium, Large)
- User Manual

One Step Pairing

Take out the earbuds from the charging case, Search and connect "AWEI S1 Pro"




Image: Contents of the AWEI S1 Pro package, including earbuds, charging case, USB-C cable, and various ear tip sizes.

SETUP AND PAIRING

Follow these steps for initial setup and pairing with your device:

1. **Initial Charge:** Before first use, remove the insulating film from the earbuds and place them back into the charging case. Connect the charging case to a power source using the provided USB-C cable. Ensure the earbuds and case are fully charged.
2. **Power On:** Open the charging case. The earbuds will automatically power on and enter pairing mode.
3. **Bluetooth Connection:** On your device (smartphone, tablet, computer), enable Bluetooth and search for available devices. Select "AWEI S1 Pro" from the list to connect.
4. **Confirmation:** Once connected, you will hear an audio prompt confirming successful pairing. The earbuds will automatically reconnect to the last paired device when removed from the case.

24Hrs Long Playtime

An extra 9 times charges from the compact charging case



6hrs
single charge



24hrs
with charging case



Image: Visual representation of the one-step pairing process, showing the earbuds and a smartphone with a 'Connected' status.

OPERATING INSTRUCTIONS

The AWEI S1 Pro earbuds feature touch-sensitive controls for various functions:

Call Management

- **Answer Call:** Tap once on either the left (L) or right (R) earbud's Multi-Function Button (MFB).
- **Hang Up Call:** Tap once on either the L/R earbud's MFB during a call.
- **Reject Call:** Long press on either the L/R earbud's MFB for 2 seconds.

Music Playback

- **Play/Pause:** Tap once on either the L/R earbud's MFB.
- **Next Track:** Double-tap the R earbud's MFB.
- **Previous Track:** Double-tap the L earbud's MFB.
- **Volume Up:** Triple-tap the R earbud's MFB.
- **Volume Down:** Triple-tap the L earbud's MFB.

Game Mode

- **Activate/Deactivate Game Mode:** Triple-tap the R earbud's MFB. This mode reduces audio latency for gaming.

Your browser does not support the video tag.

Video: Demonstration of answering, hanging up, and rejecting calls, as well as activating/deactivating game mode using the earbud touch controls.

ACTIVE NOISE CANCELLATION (ANC)

The AWEI S1 Pro earbuds feature Hybrid 3-layer Active Noise Cancellation technology, designed to reduce ambient noise by up to 40dB. This system works as follows:

1. **External Microphone:** An outward-facing microphone detects external sounds and generates an equal anti-noise signal to cancel the initial noise.
2. **Internal Microphone:** An inward-facing microphone monitors sounds inside the ear canal, picking up any remaining internal noise and producing additional anti-noise to further reduce it.
3. **Ear Caps:** The physical design of the ear caps provides passive noise isolation, preventing approximately 90% of noise from entering the ear canal.



Image: A detailed diagram showing the three layers of Active Noise Cancellation, including external and internal microphones, and the earbud's noise-cancelling capabilities.

CHARGING

The AWEI S1 Pro earbuds provide extended listening time and convenient charging:

- **Earbud Playtime:** Up to 6 hours of listening on a single charge.
- **Total Playtime:** The compact charging case provides an additional 3 full charges, extending total playtime to 24 hours.
- **Fast Charging:** A quick 10-minute charge can provide up to 2 hours of playback.
- **Charging the Case:** Use the provided USB-C cable to charge the case. The LED indicator on the case will show charging status.



Image: Graphic showing the battery life of the earbuds (6 hours per charge) and the total playtime with the charging case (24 hours).

COMFORT AND FIT

Designed for comfort and stability, the AWEI S1 Pro earbuds ensure a secure fit for various activities:

- **Ergonomic Design:** The earbuds feature an ergonomic shape that conforms to the natural contours of your ear.
- **Soft Silicone Ear Tips:** Round, soft silicone ear tips are included in multiple sizes to create a tight seal and enhance comfort.

- **Secure Fit:** The design ensures the earbuds remain comfortably in place during movement, such as running or jumping.



Image: Illustration highlighting the ergonomic design of the earbuds and the comfortable fit provided by the ear tips.

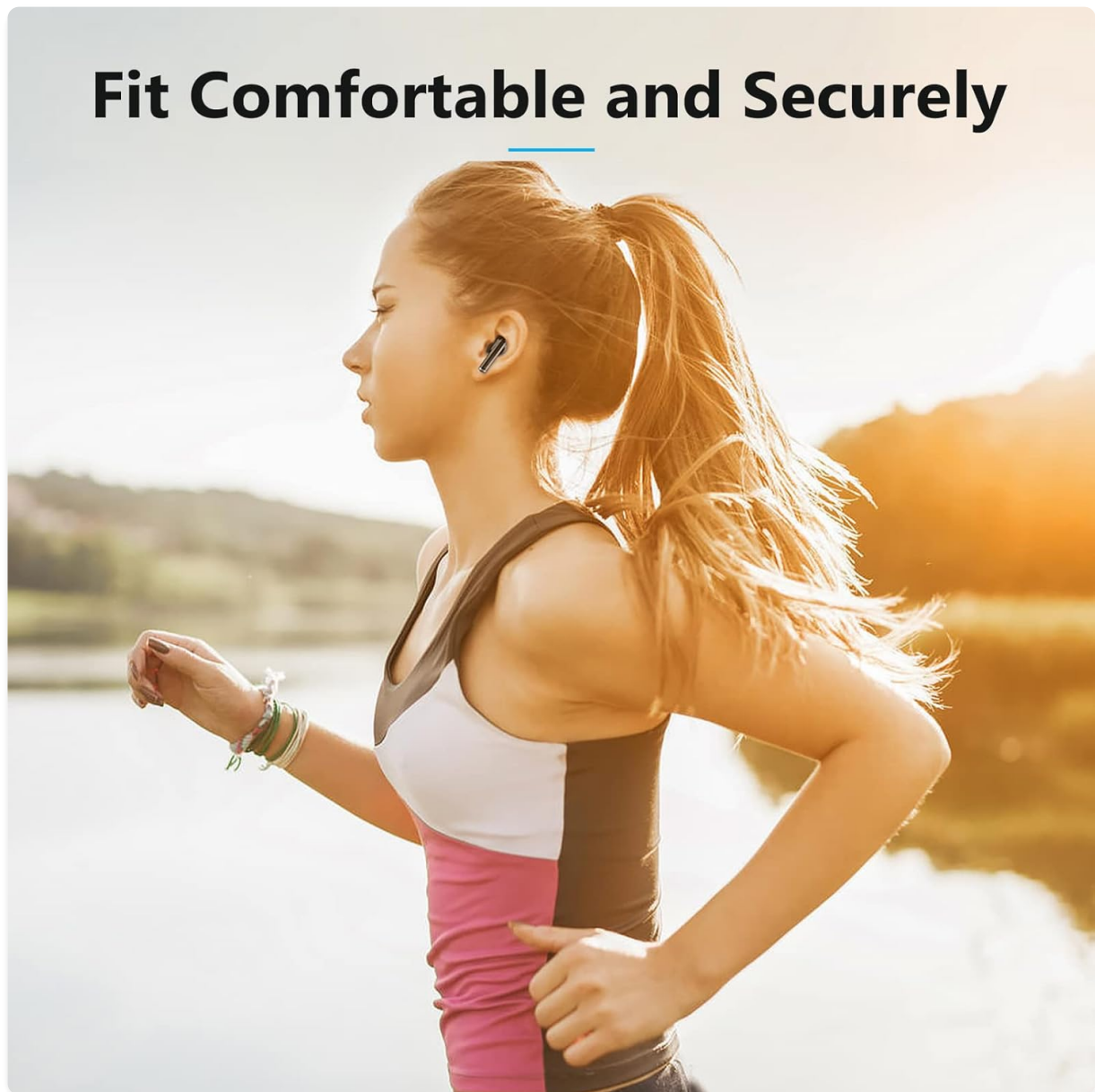


Image: A person wearing the AWEI S1 Pro earbuds while running, showcasing their comfortable and secure fit during physical activity.

SOUND QUALITY

Experience high-fidelity audio with the AWEI S1 Pro earbuds:

- **Dynamic Drivers:** Built-in 13mm large composite dynamic drivers deliver rich, balanced sound with deep bass and clear mids.
- **Hi-Fi Stereo Sound:** Enjoy an immersive audio experience with crisp highs and powerful lows.



Image: An exploded view of an earbud, highlighting its internal components responsible for delivering lossless sound quality.

Immersive Deep Sound

13mm bio-compound diaphragm driver delivers rich and delicate sound like living concert.


A detailed close-up of the earbud's internal driver components. It features a circular diaphragm with a grid of small holes, a copper-colored ring, and other metallic parts, all set against a dark background with soft light effects.

Image: A close-up diagram of the 13mm bio-compound diaphragm driver, emphasizing its role in producing immersive deep sound.

SPECIFICATIONS

Feature	Specification
Model Name	S1 PRO Earbuds
Brand	AWEI
Connectivity Technology	Bluetooth 5.3
Noise Control	Active Noise Cancellation
Audio Driver Size	13 Millimeters
Earbud Battery Life	6 Hours
Total Playtime (with case)	24 Hours

Charging Time	1.5 Hours
Water Resistance Level	Waterproof (IPX7)
Control Type	Media Control (Touch)
Item Weight	4.9 ounces

TROUBLESHOOTING

If you encounter any issues with your AWEI S1 Pro earbuds, please refer to the following common solutions:

- **Earbuds Not Pairing:** Ensure the insulating film has been removed from the earbuds. Place both earbuds back into the charging case, close the lid, then open it again to re-enter pairing mode. Check your device's Bluetooth settings to ensure "AWEI S1 Pro" is selected.
- **One Earbud Not Working:** Try resetting the earbuds by placing them in the charging case and then taking them out. Ensure both earbuds are charged. If the issue persists, try re-pairing them with your device.
- **Poor Sound Quality:** Ensure the ear tips provide a snug fit in your ear canal. Try different sizes of ear tips for a better seal. Check that the earbuds are clean and free from debris.
- **Charging Issues:** Verify that the USB-C cable is securely connected to both the charging case and the power source. Ensure the charging contacts on the earbuds and inside the case are clean.
- **Water Exposure:** If the earbuds get wet, dry them thoroughly before placing them back into the charging case to prevent damage.

WARRANTY AND SUPPORT

AWEI products are designed for reliability and performance. For any questions, technical support, or warranty inquiries, please contact AWEI customer service. Our support team is available to provide assistance within 24 hours.

Please retain your proof of purchase for warranty claims.