

DELUX M618MiniDB

DELUX M618Mini DB Wireless Vertical Mouse User Manual

Model: M618MiniDB

INTRODUCTION

This manual provides instructions for the proper setup, operation, and maintenance of your DELUX M618Mini DB Wireless Vertical Mouse. Please read this manual thoroughly before use to ensure optimal performance and longevity of the device.

The DELUX M618Mini DB is a wireless vertical mouse designed for ergonomic comfort, featuring both Bluetooth and 2.4G wireless connectivity and adjustable DPI settings up to 2400.

PACKAGE CONTENTS

- DELUX M618Mini DB Wireless Vertical Mouse
- USB Receiver (for 2.4G wireless mode)
- USB Charging Cable
- User Manual (this document)

PRODUCT OVERVIEW

Familiarize yourself with the components of your DELUX M618Mini DB mouse.



Image: Front view of the DELUX M618Mini DB Wireless Vertical Mouse, showcasing its ergonomic vertical design and a blue LED accent light.



Image: Side view of the DELUX M618Mini DB Wireless Vertical Mouse, highlighting the scroll wheel and thumb buttons.

Key Features

- Ergonomic Vertical Design
- Dual Connectivity: Bluetooth and 2.4G Wireless
- Adjustable DPI: Up to 2400 DPI
- Rechargeable Battery
- Forward/Backward Buttons

SETUP

Charging the Mouse

Connect the provided USB charging cable to the mouse's charging port and to a USB power source (e.g., computer USB port, USB wall adapter). The indicator light will show charging status, typically turning off or changing color when fully charged.

2.4G Wireless Connection

1. Locate the USB receiver, usually stored in a compartment on the bottom of the mouse.
2. Plug the USB receiver into an available USB port on your computer.
3. Turn on the mouse using the power switch located on the bottom.
4. The computer should automatically detect and install the necessary drivers. The mouse is ready for use.

Bluetooth Connection

1. Turn on the mouse using the power switch.
2. Press and hold the Bluetooth pairing button (often located on the bottom or top of the mouse, or combined with a mode switch) until the indicator light flashes, indicating pairing mode.
3. On your computer or device, go to Bluetooth settings.
4. Search for new devices and select "DELUX M618Mini DB" (or similar name) from the list.
5. Follow any on-screen prompts to complete the pairing process. The indicator light will become solid when connected.

Note: The mouse may have a mode switch to toggle between 2.4G and Bluetooth modes. Refer to the mouse's physical buttons for specific mode selection.

OPERATING INSTRUCTIONS

DPI Adjustment

The mouse features a DPI button, typically located near the scroll wheel or on the top, allowing you to cycle through different sensitivity levels (e.g., 800, 1200, 1600, 2400 DPI). Press the DPI button to change the cursor speed. The indicator light may change color or flash to indicate the current DPI setting.



Image: The DELUX M618Mini DB mouse displaying different LED colors, which typically correspond to various DPI settings.

Forward/Backward Buttons

Use the side buttons (often located near the thumb rest) for quick navigation in web browsers or file explorers (e.g., going back or forward a page).



Image: A hand demonstrating the ergonomic grip on the DELUX M618Mini DB Wireless Vertical Mouse, showing how the hand rests naturally.



Image: Another view of a hand holding the DELUX M618Mini DB Wireless Vertical Mouse, illustrating the comfortable vertical posture.

MAINTENANCE

- Keep the mouse clean by wiping it with a soft, dry cloth. Avoid using harsh chemicals or abrasive materials.
- Ensure the optical sensor on the bottom of the mouse is free from dust and debris for accurate tracking.
- When not in use for extended periods, turn off the mouse to conserve battery life.
- Store the USB receiver in its designated compartment to prevent loss.

TROUBLESHOOTING

Mouse not responding:

- Check if the mouse is turned on.
- Ensure the battery is charged.
- For 2.4G mode, verify the USB receiver is securely plugged into a working USB port. Try a different USB port.

- For Bluetooth mode, ensure Bluetooth is enabled on your device and the mouse is properly paired. Try re-pairing the mouse.
- Move the mouse closer to the receiver/device to rule out interference.

Cursor movement is erratic or inaccurate:

- Clean the optical sensor on the bottom of the mouse.
- Use the mouse on a clean, non-reflective surface.
- Adjust the DPI setting to a comfortable level.

Connectivity issues:

- Ensure the mouse is in the correct mode (2.4G or Bluetooth) using the mode switch if available.
- Remove any potential sources of wireless interference (e.g., other wireless devices, large metal objects).
- Restart your computer or device.

SPECIFICATIONS






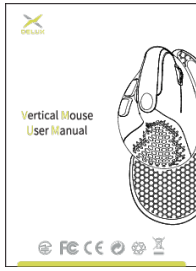
| Feature | Specification |
|---------------|---|
| Model | M618MiniDB |
| Connectivity | 2.4G Wireless, Bluetooth |
| DPI Settings | Up to 2400 DPI (Adjustable) |
| Brand | DELUX |
| Power | Rechargeable Lithium Battery (internal) |
| Compatibility | Windows, macOS, Linux |

SAFETY INFORMATION

- Do not expose the mouse to extreme temperatures or humidity.
- Avoid dropping or subjecting the mouse to strong impacts.
- Do not attempt to disassemble or repair the mouse yourself. Contact qualified service personnel.
- Keep out of reach of children.

WARRANTY AND SUPPORT

For warranty information and technical support, please refer to the documentation provided with your purchase or visit the official DELUX website for the most up-to-date information.

| | |
|---|---|
|  | <p>DELUX M618MINI GX Vertical Mouse User Manual</p> <p>User manual for the DELUX M618MINI GX vertical wireless mouse, covering features, installation, specifications, driver instructions, connection troubleshooting, and FCC compliance.</p> |
|  | <p>Delux M618mini Wireless Vertical Mouse User Manual</p> <p>Comprehensive user manual for the Delux M618mini wireless vertical mouse, covering installation, button functions, driver instructions, specifications, and troubleshooting.</p> |
|  | <p>Delux M618ZD Vertical Mouse User Manual</p> <p>User manual for the Delux M618ZD wireless vertical mouse, detailing features, specifications, connection, and troubleshooting for both 2.4G and Bluetooth modes.</p> |
|  | <p>DELUX M618XSD Ergonomic Vertical Mouse User Manual and Software Guide</p> <p>Comprehensive guide to the DELUX M618XSD ergonomic vertical mouse, covering system requirements, hardware features, connection methods, DPI settings, polling rate, and detailed instructions for using the DELUX driver software for lighting, key customization, and macro programming.</p> |
|  | <p>Delux M618PLUS Vertical Mouse User Manual - Ergonomic Design & RGB Lighting</p> <p>Comprehensive user manual for the Delux M618PLUS Vertical Mouse. Learn about its ergonomic design, RGB lighting, button functions, installation, specifications, and driver settings for optimal performance.</p> |
|  | <p>DELUX Seeker Vertical Mouse User Manual</p> <p>User manual for the DELUX Seeker Vertical Mouse, detailing system requirements, functions, charging, connectivity modes (Wired, 2.4G Wireless, Bluetooth), light settings, DPI switching, report rate, and driver installation.</p> |